



ENDURO KA

Brands Hatch Indy Circuit

8th September 2019



Results Provided by Timing Solutions Ltd
www.tsl-timing.com

MSV Trackdays EnduroKA Series

QUALIFYING - RACE 1 - CLASSIFICATION - AMENDED

POS	NO	CL	PIC NAME	ENTRY	TIME	ON	LAPS	GAP	DIFF	MPH
1	114*	1	Callum MCDUGALL	Ford KA - Frugal Racing	1:03.931	8	24			68.02
2	111*	2	M SMITH / A SMITH	Ford KA - Octane Junkies	1:04.126	9	34	0.195	0.195	67.81
3	18	3	ROBSON / MACKAY / MAYER / ROB	Ford KA - CHR Motorsport with MOTEX	1:04.577	11	32	0.646	0.451	67.33
4	98	4	DIGNAN / LOWDEN / SHEEHAN	Ford KA - PistonHeads	1:04.719	29	34	0.788	0.142	67.19
5	1*	5	READ / BELL	Ford KA - Burton Power Racing	1:04.854	15	35	0.923	0.135	67.05
6	32	6	FROSTICK / BOULLIER	Ford KA - Frost Racing	1:04.975	35	36	1.044	0.121	66.92
7	7	7	BRAGG / FINCH / TURP	Ford KA - G & B FINCH LTD	1:05.034	10	32	1.103	0.059	66.86
8	149	8	HOLMES / HIBBERD / MARSH	Ford KA - Club Racing UK	1:05.099	8	34	1.168	0.065	66.79
9	100	9	FRASER BURNS / STUBBS / BALLA	Ford KA - SuperKA Racing	1:05.460	31	33	1.529	0.361	66.43
10	17	10	Freddy HEWITT	Ford KA - Team Cheetah	1:05.464	28	35	1.533	0.004	66.42
11	9	11	Darren GOES	Ford KA - KAstrol	1:05.760	27	30	1.829	0.296	66.12
12	33	12	BOYLE / BOULLIER / MATHIESON /	Ford KA - Graves Motorsport	1:05.949	16	28	2.018	0.189	65.93
13	46*	13	Rob GAFFNEY	Ford KA - Amigo Motorsport	1:06.120	12	24	2.189	0.171	65.76
14	180	14	FRENCH / CLELAND	Ford KA - Shine Automotive	1:06.600	17	33	2.669	0.480	65.29
15	107	15	MONDAY / SCOTT	Ford KA - 107 Racing	1:06.938	17	17	3.007	0.338	64.96
16	54	16	ALLEN / BLAKES / CARPENTER	Ford KA - Powerbell Services	1:07.132	9	32	3.201	0.194	64.77
17	50	17	Jon SENIOR	Ford KA - Tango & Crash	1:07.140	14	26	3.209	0.008	64.76
18	29*	18	DAVEY / BYWATER	Ford KA - LDR Performance Tuning	1:07.243	32	33	3.312	0.103	64.66
19	19	19	ROBINSON / KERSTEN	Ford KA - LDR Performance Tuning	1:07.313	5	22	3.382	0.070	64.60
20	5	20	Mark PENNY	Ford KA - Fiveoclock Racing	1:07.340	23	28	3.409	0.027	64.57
21	44	21	DOBBIE / MATHIESON / HOARE / B	Ford KA - Almost Racers	1:07.667	21	26	3.736	0.327	64.26
22	51	22	HOPE / HARDING	Ford KA - Barwell Auto Sport	1:07.882	32	32	3.951	0.215	64.06
NC	28*		RIVETT / BLAIR / HARRIS / FIGES	Ford KA - IP Racing						
NC	26*		KIRWAN / DEW	Ford KA - NMD Motorsport						

Car 99 - Chase Car

Cars 26 and 28 - Practice times disallowed for eligibility reg Reg C3.3

No. 1, 29, 111 - 1 Lap time disallowed; exceeding track limits.

No. 46, 114 - 2 Lap times disallowed; exceeding track limits.

Brands Hatch Indy

Circuit Length = 1.2079 miles

Start: 10:00 Flag 10:40 End: 10:42

Weather / Track : Bright / Dry

These results are provisional until the conclusion of any judicial and technical matters.

Clerk Of Course :	Steward :	Timekeeper :

MSV Trackdays EnduroKA Series

QUALIFYING - RACE 1 - LAP ANALYSIS

DIFF = Difference To Personal Best Lap

P1 114 Callum MCDOUGALL				
LAP	LAP TIME	DIFF	MPH	TIME OF DAY
1 -	1:13.820	9.889	58.90	10:01:47.322
2 -	1:06.275	2.344	65.61	10:02:53.597
3 -	1:05.173	1.242	66.72	10:03:58.770
4 -	1:04.402	0.471	67.52	10:05:03.172
5 -	1:06.826	2.895	65.07	10:06:09.998
6 -	1:05.361	1.430	66.53	10:07:15.359
7 -	1:05.926	1.995	65.96	10:08:21.285
8 -	1:03.931 (1)		68.02	10:09:25.216
9 -	1:04.234	0.303	67.69	10:10:29.450
10 -	1:04.372	0.441	67.55	10:11:33.822
11 -	9:33.990 P	8:30.059	7.57	10:21:07.812
12 -	1:08.758	4.827	63.24	10:22:16.570
13 -	4:04.342 D	0.381	67.61	10:23:20.882
14 -	1:05.090	1.159	66.80	10:24:25.972
15 -	1:04.861	0.930	67.04	10:25:30.833
16 -	1:04.492	0.561	67.42	10:26:35.325
17 -	1:04.555	0.624	67.36	10:27:39.880
18 -	1:04.559	0.628	67.35	10:28:44.439
19 -	6:06.017 P	5:02.086	11.88	10:34:50.456
20 -	1:09.579	5.648	62.49	10:36:00.035
21 -	1:04.106 (2)	0.175	67.83	10:37:04.141
22 -	1:04.799	0.868	67.10	10:38:08.940
23 -	4:08.727 D	4.796	63.27	10:39:17.667
24 -	1:04.183 (3)	0.252	67.75	10:40:21.850

P2 111 M SMITH / A SMITH				
LAP	LAP TIME	DIFF	MPH	TIME OF DAY
1 -	1:11.572	7.446	60.75	10:02:15.838
2 -	1:06.956	2.830	64.94	10:03:22.794
3 -	1:06.674	2.548	65.22	10:04:29.468
4 -	1:04.860	0.734	67.04	10:05:34.328
5 -	1:07.225	3.099	64.68	10:06:41.553
6 -	1:04.320	0.194	67.60	10:07:45.873
7 -	1:04.951	0.825	66.95	10:08:50.824
8 -	1:04.490	0.364	67.43	10:09:55.314
9 -	1:04.126 (1)		67.81	10:10:59.440
10 -	1:05.946	1.820	65.94	10:12:05.386
11 -	1:04.354	0.228	67.57	10:13:09.740
12 -	1:04.266	0.140	67.66	10:14:14.006
13 -	1:04.254 (2)	0.128	67.67	10:15:18.260
14 -	1:18.172	14.046	55.62	10:16:36.432
15 -	1:04.372	0.246	67.55	10:17:40.804
16 -	1:04.605	0.479	67.31	10:18:45.409
17 -	1:04.499	0.373	67.42	10:19:49.908
18 -	1:20.726	16.600	53.86	10:21:10.634
19 -	1:04.435	0.309	67.48	10:22:15.069
20 -	2:58.462 P	1:54.336	24.36	10:25:13.531
21 -	1:10.502	6.376	61.68	10:26:24.033
22 -	1:05.108	0.982	66.79	10:27:29.141
23 -	1:04.994	0.868	66.90	10:28:34.135
24 -	1:19.183	15.057	54.91	10:29:53.318
25 -	1:04.709	0.583	67.20	10:30:58.027
26 -	1:04.264 (3)	0.138	67.66	10:32:02.291
27 -	4:44.774 D	7.645	60.58	10:33:14.062
28 -	1:04.607	0.481	67.30	10:34:18.669
29 -	1:07.535	3.409	64.39	10:35:26.204
30 -	1:16.988	12.862	56.48	10:36:43.192
31 -	1:04.882	0.756	67.02	10:37:48.074
32 -	1:04.360	0.234	67.56	10:38:52.434
33 -	1:08.481	4.355	63.50	10:40:00.915
34 -	1:04.373	0.247	67.55	10:41:05.288

DIFF = Difference To Personal Best Lap

P3 18 ROBSON / MACKAY / MAYER / ROBSON				
LAP	LAP TIME	DIFF	MPH	TIME OF DAY
1 -	1:12.718	8.141	59.80	10:01:37.185
2 -	1:06.915	2.338	64.98	10:02:44.100
3 -	1:06.304	1.727	65.58	10:03:50.404
4 -	1:06.266	1.689	65.62	10:04:56.670
5 -	1:05.503	0.926	66.38	10:06:02.173
6 -	2:18.562 P	1:13.985	31.38	10:08:20.735
7 -	1:09.238	4.661	62.80	10:09:29.973
8 -	1:05.669	1.092	66.22	10:10:35.642
9 -	1:04.895	0.318	67.00	10:11:40.537
10 -	1:04.810	0.233	67.09	10:12:45.347
11 -	1:04.577 (1)		67.33	10:13:49.924
12 -	1:04.699	0.122	67.21	10:14:54.623
13 -	1:05.971	1.394	65.91	10:16:00.594
14 -	1:04.962	0.385	66.94	10:17:05.556
15 -	1:04.847	0.270	67.05	10:18:10.403
16 -	1:04.666 (3)	0.089	67.24	10:19:15.069
17 -	1:04.859	0.282	67.04	10:20:19.928
18 -	2:29.850 P	1:25.273	29.01	10:22:49.778
19 -	1:11.956	7.379	60.43	10:24:01.734
20 -	1:05.189	0.612	66.70	10:25:06.923
21 -	1:05.092	0.515	66.80	10:26:12.015
22 -	1:05.287	0.710	66.60	10:27:17.302
23 -	1:14.577	10.000	58.31	10:28:31.879
24 -	1:05.001	0.424	66.90	10:29:36.880
25 -	1:04.924	0.347	66.97	10:30:41.804
26 -	1:04.908	0.331	66.99	10:31:46.712
27 -	1:04.592 (2)	0.015	67.32	10:32:51.304
28 -	1:05.940	1.363	65.94	10:33:57.244
29 -	1:05.752	1.175	66.13	10:35:02.996
30 -	1:04.932	0.355	66.97	10:36:07.928
31 -	1:06.321	1.744	65.56	10:37:14.249
32 -	1:04.891	0.314	67.01	10:38:19.140

P4 98 DIGNAN / LOWDEN / SHEEHAN				
LAP	LAP TIME	DIFF	MPH	TIME OF DAY
1 -	1:15.819	11.100	57.35	10:01:29.048
2 -	1:09.181	4.462	62.85	10:02:38.229
3 -	1:07.996	3.277	63.95	10:03:46.225
4 -	1:06.951	2.232	64.95	10:04:53.176
5 -	1:06.665	1.946	65.23	10:05:59.841
6 -	1:08.189	3.470	63.77	10:07:08.030
7 -	1:06.159	1.440	65.72	10:08:14.189
8 -	1:06.160	1.441	65.72	10:09:20.349
9 -	2:28.184 P	1:23.465	29.34	10:11:48.533
10 -	1:10.621	5.902	61.57	10:12:59.154
11 -	1:05.788	1.069	66.10	10:14:04.942
12 -	1:05.551	0.832	66.33	10:15:10.493
13 -	1:05.351	0.632	66.54	10:16:15.844
14 -	1:11.449	6.730	60.86	10:17:27.293
15 -	1:05.637	0.918	66.25	10:18:32.930
16 -	1:05.685	0.966	66.20	10:19:38.615
17 -	1:05.005	0.286	66.89	10:20:43.620
18 -	1:05.528	0.809	66.36	10:21:49.148
19 -	1:05.062	0.343	66.83	10:22:54.210
20 -	2:16.634 P	1:11.915	31.82	10:25:10.844
21 -	1:11.752	7.033	60.60	10:26:22.596
22 -	1:07.015	2.296	64.89	10:27:29.611
23 -	1:05.580	0.861	66.30	10:28:35.191
24 -	1:05.317	0.598	66.57	10:29:40.508
25 -	1:06.159	1.440	65.72	10:30:46.667

Weather / Track : Bright / Dry

Brands Hatch Indy
Circuit Length = 1.2079 miles
Start: 10:00 Flag 10:40 End: 10:42

MSV Trackdays EnduroKA Series

QUALIFYING - RACE 1 - LAP ANALYSIS

DIFF = Difference To Personal Best Lap

26 -	1:05.883	1.164	66.00	10:31:52.550
27 -	1:05.720	1.001	66.16	10:32:58.270
28 -	1:05.406	0.687	66.48	10:34:03.676
29 -	1:04.719 (1)		67.19	10:35:08.395
30 -	1:05.470	0.751	66.42	10:36:13.865
31 -	1:07.573	2.854	64.35	10:37:21.438
32 -	1:04.893 (3)	0.174	67.01	10:38:26.331
33 -	1:05.303	0.584	66.59	10:39:31.634
34 -	1:04.793 (2)	0.074	67.11	10:40:36.427

P5 1 READ / BELL

LAP	LAP TIME	DIFF	MPH	TIME OF DAY
1 -	1:15.404	10.550	57.67	10:01:30.909
2 -	1:07.808	2.954	64.13	10:02:38.717
3 -	1:06.263	1.409	65.62	10:03:44.980
4 -	1:05.791	0.937	66.09	10:04:50.771
5 -	1:06.346	1.492	65.54	10:05:57.117
6 -	1:08.100	3.246	63.85	10:07:05.217
7 -	1:06.052	1.198	65.83	10:08:11.269
8 -	1:05.615	0.761	66.27	10:09:16.884
9 -	1:05.287 (2)	0.433	66.60	10:10:22.171
10 -	1:05.421	0.567	66.47	10:11:27.592
11 -	1:05.474	0.620	66.41	10:12:33.066
12 -	1:06.733	1.879	65.16	10:13:39.799
13 -	1:09.589	4.735	62.48	10:14:49.388
14 -	1:05.725	0.871	66.16	10:15:55.113
15 -	1:04.854 (1)		67.05	10:16:59.967
16 -	1:05.382 (3)	0.528	66.51	10:18:05.349
17 -	2:50.779 P	1:45.925	25.46	10:20:56.128
18 -	1:14.753	9.899	58.17	10:22:10.881
19 -	1:07.795	2.941	64.14	10:23:18.676
20 -	1:08.468	3.614	63.51	10:24:27.144
21 -	1:06.963	2.109	64.94	10:25:34.107
22 -	1:06.465	1.611	65.42	10:26:40.572
23 -	1:07.346	2.492	64.57	10:27:47.918
24 -	1:07.386	2.532	64.53	10:28:55.304
25 -	1:06.463	1.609	65.42	10:30:01.767
26 -	1:06.431	1.577	65.46	10:31:08.198
27 -	1:06.157	1.303	65.73	10:32:14.355
28 -	1:06.185	1.331	65.70	10:33:20.540
29 -	1:05.985	1.131	65.90	10:34:26.525
30 -	1:06.222	1.368	65.66	10:35:32.747
31 -	1:06.316	1.462	65.57	10:36:39.063
32 -	1:05.990	1.136	65.89	10:37:45.053
33 -	4:07.834 D	2.977	64.10	10:38:52.884
34 -	1:06.638	1.784	65.25	10:39:59.522
35 -	1:05.416	0.562	66.47	10:41:04.938

P6 28 RIVETT / BLAIR / HARRIS / FIGES

LAP	LAP TIME	DIFF	MPH	TIME OF DAY
1 -	1:12.918	8.053	59.63	10:02:15.517
2 -	1:07.191	2.326	64.72	10:03:22.708
3 -	1:05.797	0.932	66.09	10:04:28.505
4 -	1:05.551	0.686	66.33	10:05:34.056
5 -	1:18.216	13.351	55.59	10:06:52.272
6 -	1:05.206	0.341	66.69	10:07:57.478
7 -	2:18.710 P	1:13.845	31.35	10:10:16.188
8 -	1:12.331	7.466	60.12	10:11:28.519
9 -	1:07.673	2.808	64.25	10:12:36.192
10 -	1:08.102	3.237	63.85	10:13:44.294
11 -	1:08.970	4.105	63.05	10:14:53.264
12 -	1:08.453	3.588	63.52	10:16:01.717
13 -	1:08.153	3.288	63.80	10:17:09.870

DIFF = Difference To Personal Best Lap

14 -	1:08.532	3.667	63.45	10:18:18.402
15 -	1:07.513	2.648	64.41	10:19:25.915
16 -	3:11.425 P	2:06.560	22.71	10:22:37.340
17 -	1:11.248	6.383	61.03	10:23:48.588
18 -	1:07.107	2.242	64.80	10:24:55.695
19 -	1:06.785	1.920	65.11	10:26:02.480
20 -	1:10.042	5.177	62.08	10:27:12.522
21 -	1:06.877	2.012	65.02	10:28:19.399
22 -	1:06.301	1.436	65.58	10:29:25.700
23 -	1:58.408 P	53.543	36.72	10:31:24.108
24 -	1:09.823	4.958	62.28	10:32:33.931
25 -	1:05.658	0.793	66.23	10:33:39.589
26 -	1:04.865 (1)		67.04	10:34:44.454
27 -	1:05.464	0.599	66.42	10:35:49.918
28 -	1:05.134	0.269	66.76	10:36:55.052
29 -	1:06.268	1.403	65.62	10:38:01.320
30 -	1:05.092 (3)	0.227	66.80	10:39:06.412
31 -	1:04.894 (2)	0.029	67.01	10:40:11.306
32 -	1:06.040	1.175	65.84	10:41:17.346

P7 32 FROSTICK / BOULLIER

LAP	LAP TIME	DIFF	MPH	TIME OF DAY
1 -	1:16.182	11.207	57.08	10:01:33.935
2 -	1:08.273	3.298	63.69	10:02:42.208
3 -	1:07.601	2.626	64.32	10:03:49.809
4 -	1:09.092	4.117	62.93	10:04:58.901
5 -	1:06.565	1.590	65.32	10:06:05.466
6 -	2:16.859 P	1:11.884	31.77	10:08:22.325
7 -	1:09.828	4.853	62.27	10:09:32.153
8 -	1:06.254	1.279	65.63	10:10:38.407
9 -	1:05.627	0.652	66.26	10:11:44.034
10 -	1:05.721	0.746	66.16	10:12:49.755
11 -	1:05.892	0.917	65.99	10:13:55.647
12 -	1:06.053	1.078	65.83	10:15:01.700
13 -	1:05.600	0.625	66.28	10:16:07.300
14 -	1:06.867	1.892	65.03	10:17:14.167
15 -	1:06.356	1.381	65.53	10:18:20.523
16 -	1:06.419	1.444	65.47	10:19:26.942
17 -	1:07.500	2.525	64.42	10:20:34.442
18 -	1:08.278	3.303	63.68	10:21:42.720
19 -	1:05.523	0.548	66.36	10:22:48.243
20 -	1:05.073 (2)	0.098	66.82	10:23:53.316
21 -	1:05.132	0.157	66.76	10:24:58.448
22 -	1:05.347	0.372	66.54	10:26:03.795
23 -	1:06.154	1.179	65.73	10:27:09.949
24 -	1:05.567	0.592	66.32	10:28:15.516
25 -	1:05.271	0.296	66.62	10:29:20.787
26 -	1:06.131	1.156	65.75	10:30:26.918
27 -	1:05.085 (3)	0.110	66.81	10:31:32.003
28 -	1:05.389	0.414	66.50	10:32:37.392
29 -	1:05.348	0.373	66.54	10:33:42.740
30 -	1:05.165	0.190	66.73	10:34:47.905
31 -	1:05.197	0.222	66.69	10:35:53.102
32 -	1:05.283	0.308	66.61	10:36:58.385
33 -	1:05.263	0.288	66.63	10:38:03.648
34 -	1:05.855	0.880	66.03	10:39:09.503
35 -	1:04.975 (1)		66.92	10:40:14.478
36 -	1:06.530	1.555	65.36	10:41:21.008

P8 7 BRAGG / FINCH / TURP

LAP	LAP TIME	DIFF	MPH	TIME OF DAY
1 -	1:15.438	10.404	57.64	10:01:57.572
2 -	1:07.310	2.276	64.60	10:03:04.882

Weather / Track : Bright / Dry

Brands Hatch Indy
Circuit Length = 1.2079 miles
Start: 10:00 Flag 10:40 End: 10:42

MSV Trackdays EnduroKA Series

QUALIFYING - RACE 1 - LAP ANALYSIS

DIFF = Difference To Personal Best Lap

3 -	1:06.880	1.846	65.02	10:04:11.762
4 -	1:07.486	2.452	64.43	10:05:19.248
5 -	1:06.155	1.121	65.73	10:06:25.403
6 -	1:06.203	1.169	65.68	10:07:31.606
7 -	1:07.804	2.770	64.13	10:08:39.410
8 -	1:08.048	3.014	63.90	10:09:47.458
9 -	1:05.611 (3)	0.577	66.27	10:10:53.069
10 -	1:05.034 (1)		66.86	10:11:58.103
11 -	1:05.830	0.796	66.05	10:13:03.933
12 -	1:05.424 (2)	0.390	66.46	10:14:09.357
13 -	2:50.673 P	1:45.639	25.47	10:17:00.030
14 -	1:15.778	10.744	57.38	10:18:15.808
15 -	1:08.335	3.301	63.63	10:19:24.143
16 -	1:09.403	4.369	62.65	10:20:33.546
17 -	1:09.536	4.502	62.53	10:21:43.082
18 -	1:06.321	1.287	65.56	10:22:49.403
19 -	1:06.038	1.004	65.85	10:23:55.441
20 -	1:06.562	1.528	65.33	10:25:02.003
21 -	1:07.127	2.093	64.78	10:26:09.130
22 -	1:06.966	1.932	64.93	10:27:16.096
23 -	1:08.406	3.372	63.57	10:28:24.502
24 -	1:08.490	3.456	63.49	10:29:32.992
25 -	2:54.693 P	1:49.659	24.89	10:32:27.685
26 -	1:15.191	10.157	57.83	10:33:42.876
27 -	1:08.521	3.487	63.46	10:34:51.397
28 -	1:07.574	2.540	64.35	10:35:58.971
29 -	1:07.134	2.100	64.77	10:37:06.105
30 -	1:06.330	1.296	65.56	10:38:12.435
31 -	1:06.797	1.763	65.10	10:39:19.232
32 -	1:05.996	0.962	65.89	10:40:25.228

P9 149 HOLMES / HIBBERD / MARSH

LAP	LAP TIME	DIFF	MPH	TIME OF DAY
1 -	1:14.101	9.002	58.68	10:01:35.674
2 -	1:07.576	2.477	64.35	10:02:43.250
3 -	1:06.454	1.355	65.43	10:03:49.704
4 -	1:05.805	0.706	66.08	10:04:55.509
5 -	1:05.380	0.281	66.51	10:06:00.889
6 -	1:07.106	2.007	64.80	10:07:07.995
7 -	1:05.231 (3)	0.132	66.66	10:08:13.226
8 -	1:05.099 (1)		66.79	10:09:18.325
9 -	1:05.177 (2)	0.078	66.71	10:10:23.502
10 -	2:18.829 P	1:13.730	31.32	10:12:42.331
11 -	1:11.089	5.990	61.17	10:13:53.420
12 -	1:05.914	0.815	65.97	10:14:59.334
13 -	1:06.929	1.830	64.97	10:16:06.263
14 -	1:07.477	2.378	64.44	10:17:13.740
15 -	1:07.077	1.978	64.83	10:18:20.817
16 -	1:05.427	0.328	66.46	10:19:26.244
17 -	1:07.953	2.854	63.99	10:20:34.197
18 -	1:07.378	2.279	64.54	10:21:41.575
19 -	1:05.531	0.432	66.35	10:22:47.106
20 -	1:05.416	0.317	66.47	10:23:52.522
21 -	1:05.460	0.361	66.43	10:24:57.982
22 -	1:05.345	0.246	66.54	10:26:03.327
23 -	2:23.322 P	1:18.223	30.34	10:28:26.649
24 -	1:11.443	6.344	60.86	10:29:38.092
25 -	1:05.661	0.562	66.22	10:30:43.753
26 -	1:12.856	7.757	59.68	10:31:56.609
27 -	1:06.236	1.137	65.65	10:33:02.845
28 -	1:06.761	1.662	65.13	10:34:09.606
29 -	1:06.050	0.951	65.83	10:35:15.656
30 -	1:05.597	0.498	66.29	10:36:21.253
31 -	1:07.540	2.441	64.38	10:37:28.793

DIFF = Difference To Personal Best Lap

32 -	1:05.921	0.822	65.96	10:38:34.714
33 -	1:06.413	1.314	65.47	10:39:41.127
34 -	1:05.414	0.315	66.47	10:40:46.541

P10 100 FRASER BURNS / STUBBS / BALLARD

LAP	LAP TIME	DIFF	MPH	TIME OF DAY
1 -	1:16.457	10.997	56.87	10:01:52.321
2 -	1:09.804	4.344	62.29	10:03:02.125
3 -	1:06.884	1.424	65.01	10:04:09.009
4 -	1:06.375	0.915	65.51	10:05:15.384
5 -	1:06.356	0.896	65.53	10:06:21.740
6 -	1:05.899	0.439	65.98	10:07:27.639
7 -	1:05.921	0.461	65.96	10:08:33.560
8 -	1:05.790	0.330	66.09	10:09:39.350
9 -	1:05.835	0.375	66.05	10:10:45.185
10 -	2:46.811 P	1:41.351	26.06	10:13:31.996
11 -	1:13.336	7.876	59.29	10:14:45.332
12 -	1:07.211	1.751	64.70	10:15:52.543
13 -	1:06.161	0.701	65.72	10:16:58.704
14 -	1:07.553	2.093	64.37	10:18:06.257
15 -	1:06.572	1.112	65.32	10:19:12.829
16 -	1:06.219	0.759	65.67	10:20:19.048
17 -	1:05.768	0.308	66.12	10:21:24.816
18 -	1:06.083	0.623	65.80	10:22:30.899
19 -	1:05.738	0.278	66.15	10:23:36.637
20 -	1:05.921	0.461	65.96	10:24:42.558
21 -	1:06.039	0.579	65.84	10:25:48.597
22 -	2:44.397 P	1:38.937	26.45	10:28:32.994
23 -	1:13.157	7.697	59.44	10:29:46.151
24 -	1:07.288	1.828	64.62	10:30:53.439
25 -	1:06.678	1.218	65.21	10:32:00.117
26 -	1:06.221	0.761	65.66	10:33:06.338
27 -	1:06.072	0.612	65.81	10:34:12.410
28 -	1:05.610 (3)	0.150	66.27	10:35:18.020
29 -	1:06.881	1.421	65.02	10:36:24.901
30 -	1:05.608 (2)	0.148	66.28	10:37:30.509
31 -	1:05.460 (1)		66.43	10:38:35.969
32 -	1:05.768	0.308	66.12	10:39:41.737
33 -	1:07.207	1.747	64.70	10:40:48.944

P11 17 Freddy HEWITT

LAP	LAP TIME	DIFF	MPH	TIME OF DAY
1 -	1:14.163	8.699	58.63	10:01:24.801
2 -	1:07.907	2.443	64.03	10:02:32.708
3 -	1:07.053	1.589	64.85	10:03:39.761
4 -	1:05.878	0.414	66.00	10:04:45.639
5 -	1:07.602	2.138	64.32	10:05:53.241
6 -	1:06.154	0.690	65.73	10:06:59.395
7 -	1:06.885	1.421	65.01	10:08:06.280
8 -	1:06.031	0.567	65.85	10:09:12.311
9 -	1:06.323	0.859	65.56	10:10:18.634
10 -	1:06.042	0.578	65.84	10:11:24.676
11 -	1:05.884	0.420	66.00	10:12:30.560
12 -	1:07.349	1.885	64.56	10:13:37.909
13 -	1:06.553	1.089	65.34	10:14:44.462
14 -	1:06.059	0.595	65.82	10:15:50.521
15 -	1:06.071	0.607	65.81	10:16:56.592
16 -	3:16.453 P	2:10.989	22.13	10:20:13.045
17 -	1:13.388	7.924	59.25	10:21:26.433
18 -	1:06.009	0.545	65.87	10:22:32.442
19 -	1:05.750	0.286	66.13	10:23:38.192
20 -	1:05.971	0.507	65.91	10:24:44.163
21 -	1:05.819	0.355	66.06	10:25:49.982

Weather / Track : Bright / Dry

Brands Hatch Indy

Circuit Length = 1.2079 miles

Start: 10:00 Flag 10:40 End: 10:42

MSV Trackdays EnduroKA Series

QUALIFYING - RACE 1 - LAP ANALYSIS

DIFF = Difference To Personal Best Lap

22 -	1:05.742 (3)	0.278	66.14	10:26:55.724
23 -	1:08.169	2.705	63.79	10:28:03.893
24 -	1:05.932	0.468	65.95	10:29:09.825
25 -	1:05.946	0.482	65.94	10:30:15.771
26 -	1:05.770	0.306	66.11	10:31:21.541
27 -	1:05.681 (2)	0.217	66.20	10:32:27.222
28 -	1:05.464 (1)		66.42	10:33:32.686
29 -	1:06.038	0.574	65.85	10:34:38.724
30 -	1:06.438	0.974	65.45	10:35:45.162
31 -	1:06.134	0.670	65.75	10:36:51.296
32 -	1:05.884	0.420	66.00	10:37:57.180
33 -	1:05.791	0.327	66.09	10:39:02.971
34 -	1:08.196	2.732	63.76	10:40:11.167
35 -	1:06.663	1.199	65.23	10:41:17.830

P12 26 KIRWAN / DEW

LAP	LAP TIME	DIFF	MPH	TIME OF DAY
1 -	1:15.450	9.823	57.63	10:01:34.569
2 -	1:08.762	3.135	63.24	10:02:43.331
3 -	1:12.232	6.605	60.20	10:03:55.563
4 -	1:06.749	1.122	65.14	10:05:02.312
5 -	1:11.080	5.453	61.17	10:06:13.392
6 -	1:06.881	1.254	65.02	10:07:20.273
7 -	1:06.389	0.762	65.50	10:08:26.662
8 -	1:16.444	10.817	56.88	10:09:43.106
9 -	1:07.881	2.254	64.06	10:10:50.987
10 -	1:06.310	0.683	65.57	10:11:57.297
11 -	1:07.103	1.476	64.80	10:13:04.400
12 -	1:06.493	0.866	65.39	10:14:10.893
13 -	1:08.016	2.389	63.93	10:15:18.909
14 -	1:08.244	2.617	63.72	10:16:27.153
15 -	1:06.371	0.744	65.51	10:17:33.524
16 -	3:40.835 P	2:35.208	19.69	10:21:14.359
17 -	1:10.871	5.244	61.35	10:22:25.230
18 -	1:07.798	2.171	64.14	10:23:33.028
19 -	1:07.727	2.100	64.20	10:24:40.755
20 -	1:07.058	1.431	64.84	10:25:47.813
21 -	1:07.186	1.559	64.72	10:26:54.999
22 -	1:09.715	4.088	62.37	10:28:04.714
23 -	1:07.758	2.131	64.17	10:29:12.472
24 -	1:06.642	1.015	65.25	10:30:19.114
25 -	1:06.256	0.629	65.63	10:31:25.370
26 -	1:06.081	0.454	65.80	10:32:31.451
27 -	1:06.285	0.658	65.60	10:33:37.736
28 -	1:06.408	0.781	65.48	10:34:44.144
29 -	1:06.456	0.829	65.43	10:35:50.600
30 -	1:05.834 (3)	0.207	66.05	10:36:56.434
31 -	1:05.677 (2)	0.050	66.21	10:38:02.111
32 -	1:05.981	0.354	65.90	10:39:08.092
33 -	1:05.627 (1)		66.26	10:40:13.719
34 -	1:07.666	2.039	64.26	10:41:21.385

P13 9 Darren GOES

LAP	LAP TIME	DIFF	MPH	TIME OF DAY
1 -	1:21.097	15.337	53.62	10:01:49.474
2 -	1:11.619	5.859	60.71	10:03:01.093
3 -	1:09.410	3.650	62.65	10:04:10.503
4 -	1:10.782	5.022	61.43	10:05:21.285
5 -	1:08.183	2.423	63.77	10:06:29.468
6 -	1:08.522	2.762	63.46	10:07:37.990
7 -	1:08.642	2.882	63.35	10:08:46.632
8 -	1:08.868	3.108	63.14	10:09:55.500
9 -	1:08.691	2.931	63.30	10:11:04.191

DIFF = Difference To Personal Best Lap

10 -	1:08.640	2.880	63.35	10:12:12.831
11 -	4:55.741 P	3:49.981	14.70	10:17:08.572
12 -	1:14.813	9.053	58.12	10:18:23.385
13 -	1:07.707	1.947	64.22	10:19:31.092
14 -	1:07.780	2.020	64.15	10:20:38.872
15 -	1:06.454	0.694	65.43	10:21:45.326
16 -	1:06.888	1.128	65.01	10:22:52.214
17 -	1:06.169	0.409	65.71	10:23:58.383
18 -	1:06.182	0.422	65.70	10:25:04.565
19 -	1:06.094	0.334	65.79	10:26:10.659
20 -	1:06.493	0.733	65.39	10:27:17.152
21 -	1:07.938	2.178	64.00	10:28:25.090
22 -	1:07.320	1.560	64.59	10:29:32.410
23 -	1:06.263	0.503	65.62	10:30:38.673
24 -	1:06.047 (3)	0.287	65.84	10:31:44.720
25 -	1:06.207	0.447	65.68	10:32:50.927
26 -	1:07.929	2.169	64.01	10:33:58.856
27 -	1:05.760 (1)		66.12	10:35:04.616
28 -	1:06.903	1.143	64.99	10:36:11.519
29 -	1:06.215	0.455	65.67	10:37:17.734
30 -	1:05.804 (2)	0.044	66.08	10:38:23.538

P14 33 BOYLE / BOULLIER / MATHIESON / HO

LAP	LAP TIME	DIFF	MPH	TIME OF DAY
1 -	1:20.218	14.269	54.20	10:02:10.929
2 -	1:17.219	11.270	56.31	10:03:28.148
3 -	1:13.582	7.633	59.09	10:04:41.730
4 -	1:13.742	7.793	58.97	10:05:55.472
5 -	3:30.294 P	2:24.345	20.67	10:09:25.766
6 -	1:18.531	12.582	55.37	10:10:44.297
7 -	1:08.806	2.857	63.20	10:11:53.103
8 -	1:08.084	2.135	63.87	10:13:01.187
9 -	1:07.172	1.223	64.73	10:14:08.359
10 -	1:06.955	1.006	64.94	10:15:15.314
11 -	1:07.773	1.824	64.16	10:16:23.087
12 -	3:02.119 P	1:56.170	23.87	10:19:25.206
13 -	1:12.994	7.045	59.57	10:20:38.200
14 -	1:06.215	0.266	65.67	10:21:44.415
15 -	1:06.150	0.201	65.73	10:22:50.565
16 -	1:05.949 (1)		65.93	10:23:56.514
17 -	1:06.028 (2)	0.079	65.86	10:25:02.542
18 -	1:07.388	1.439	64.53	10:26:09.930
19 -	2:30.837 P	1:24.888	28.82	10:28:40.767
20 -	1:12.879	6.930	59.66	10:29:53.646
21 -	1:07.753	1.804	64.18	10:31:01.399
22 -	1:07.351	1.402	64.56	10:32:08.750
23 -	1:07.814	1.865	64.12	10:33:16.564
24 -	3:21.196 P	2:15.247	21.61	10:36:37.760
25 -	1:12.021	6.072	60.37	10:37:49.781
26 -	1:07.124	1.175	64.78	10:38:56.905
27 -	1:06.343	0.394	65.54	10:40:03.248
28 -	1:06.035 (3)	0.086	65.85	10:41:09.283

P15 46 Rob GAFFNEY

LAP	LAP TIME	DIFF	MPH	TIME OF DAY
1 -	1:13.635	7.515	59.05	10:01:57.166
2 -	1:07.014	0.894	64.89	10:03:04.180
3 -	1:06.811	0.691	65.08	10:04:10.991
4 -	1:06.205 (2)	0.085	65.68	10:05:17.196
5 -	1:09.181	3.061	62.85	10:06:26.377
6 -	1:06.681	0.561	65.21	10:07:33.058
7 -	1:19.429	13.309	54.74	10:08:52.487
8 -	1:06.297	0.177	65.59	10:09:58.784

Weather / Track : Bright / Dry

Brands Hatch Indy

Circuit Length = 1.2079 miles

Start: 10:00 Flag 10:40 End: 10:42

MSV Trackdays EnduroKA Series

QUALIFYING - RACE 1 - LAP ANALYSIS

DIFF = Difference To Personal Best Lap

9 -	1:06.262	0.142	65.62	10:11:05.046
10 -	1:06.784	0.664	65.11	10:12:11.830
11 -	1:07.346	1.226	64.57	10:13:19.176
12 -	1:06.120 (1)		65.76	10:14:25.296
13 -	1:06.124 D	0.004	65.76	10:15:31.420
14 -	8:04.100 P	6:57.980	8.98	10:23:35.520
15 -	1:20.559	14.439	53.98	10:24:56.079
16 -	1:09.174	3.054	62.86	10:26:05.253
17 -	1:07.398	1.278	64.52	10:27:12.651
18 -	1:06.382	0.262	65.50	10:28:19.033
19 -	1:06.740	0.620	65.15	10:29:25.773
20 -	1:08.410	2.290	63.56	10:30:34.183
21 -	1:06.339 D	0.219	65.55	10:31:40.522
22 -	1:06.261	0.141	65.62	10:32:46.783
23 -	1:06.965	0.845	64.93	10:33:53.748
24 -	1:06.260 (3)	0.140	65.62	10:35:00.008

P16 180 FRENCH / CLELAND

LAP	LAP TIME	DIFF	MPH	TIME OF DAY
1 -	1:12.890	6.290	59.65	10:01:38.772
2 -	1:08.331	1.731	63.64	10:02:47.103
3 -	1:07.242 (3)	0.642	64.67	10:03:54.345
4 -	1:07.601	1.001	64.32	10:05:01.946
5 -	1:08.363	1.763	63.61	10:06:10.309
6 -	1:08.073	1.473	63.88	10:07:18.382
7 -	1:08.101	1.501	63.85	10:08:26.483
8 -	1:07.397	0.797	64.52	10:09:33.880
9 -	1:09.935	3.335	62.18	10:10:43.815
10 -	1:07.296	0.696	64.61	10:11:51.111
11 -	1:09.096	2.496	62.93	10:13:00.207
12 -	1:06.826 (2)	0.226	65.07	10:14:07.033
13 -	1:07.369	0.769	64.54	10:15:14.402
14 -	1:08.331	1.731	63.64	10:16:22.733
15 -	1:07.864	1.264	64.07	10:17:30.597
16 -	1:08.318	1.718	63.65	10:18:38.915
17 -	1:06.600 (1)		65.29	10:19:45.515
18 -	3:01.408 P	1:54.808	23.97	10:22:46.923
19 -	1:17.388	10.788	56.19	10:24:04.311
20 -	1:11.499	4.899	60.82	10:25:15.810
21 -	1:11.190	4.590	61.08	10:26:27.000
22 -	1:10.524	3.924	61.66	10:27:37.524
23 -	1:11.256	4.656	61.02	10:28:48.780
24 -	1:09.830	3.230	62.27	10:29:58.610
25 -	1:09.436	2.836	62.62	10:31:08.046
26 -	1:10.613	4.013	61.58	10:32:18.659
27 -	1:10.964	4.364	61.27	10:33:29.623
28 -	1:11.369	4.769	60.93	10:34:40.992
29 -	1:09.739	3.139	62.35	10:35:50.731
30 -	1:09.278	2.678	62.77	10:37:00.009
31 -	1:09.870	3.270	62.23	10:38:09.879
32 -	1:09.246	2.646	62.79	10:39:19.125
33 -	1:09.353	2.753	62.70	10:40:28.478

P17 107 MONDAY / SCOTT

LAP	LAP TIME	DIFF	MPH	TIME OF DAY
1 -	1:19.684	12.746	54.57	10:01:42.717
2 -	1:18.650	11.712	55.29	10:03:01.367
3 -	1:18.067	11.129	55.70	10:04:19.434
4 -	8:45.302 P	7:38.364	8.27	10:13:04.736
5 -	1:13.799	6.861	58.92	10:14:18.535
6 -	1:17.278	10.340	56.27	10:15:35.813
7 -	1:13.006	6.068	59.56	10:16:48.819
8 -	8:23.545 P	7:16.607	8.63	10:25:12.364

DIFF = Difference To Personal Best Lap

9 -	1:12.129	5.191	60.28	10:26:24.493
10 -	6:18.985 P	5:12.047	11.47	10:32:43.478
11 -	1:13.187	6.249	59.41	10:33:56.665
12 -	1:07.265 (3)	0.327	64.64	10:35:03.930
13 -	1:09.156	2.218	62.88	10:36:13.086
14 -	1:08.850	1.912	63.16	10:37:21.936
15 -	1:07.826	0.888	64.11	10:38:29.762
16 -	1:06.945 (2)	0.007	64.95	10:39:36.707
17 -	1:06.938 (1)		64.96	10:40:43.645

P18 54 ALLEN / BLAKES / CARPENTER

LAP	LAP TIME	DIFF	MPH	TIME OF DAY
1 -	1:14.543	7.411	58.33	10:01:48.789
2 -	1:08.820	1.688	63.18	10:02:57.609
3 -	1:09.469	2.337	62.59	10:04:07.078
4 -	1:08.241	1.109	63.72	10:05:15.319
5 -	1:07.963 (3)	0.831	63.98	10:06:23.282
6 -	1:07.578 (2)	0.446	64.34	10:07:30.860
7 -	1:08.298	1.166	63.67	10:08:39.158
8 -	1:08.042	0.910	63.91	10:09:47.200
9 -	1:07.132 (1)		64.77	10:10:54.332
10 -	2:50.579 P	1:43.447	25.49	10:13:44.911
11 -	1:13.990	6.858	58.77	10:14:58.901
12 -	1:09.574	2.442	62.50	10:16:08.475
13 -	1:09.019	1.887	63.00	10:17:17.494
14 -	1:09.207	2.075	62.83	10:18:26.701
15 -	1:08.775	1.643	63.22	10:19:35.476
16 -	1:08.100	0.968	63.85	10:20:43.576
17 -	2:29.007 P	1:21.875	29.18	10:23:12.583
18 -	1:19.326	12.194	54.81	10:24:31.909
19 -	1:11.559	4.427	60.76	10:25:43.468
20 -	1:10.142	3.010	61.99	10:26:53.610
21 -	1:12.161	5.029	60.26	10:28:05.771
22 -	1:11.330	4.198	60.96	10:29:17.101
23 -	1:11.776	4.644	60.58	10:30:28.877
24 -	1:08.910	1.778	63.10	10:31:37.787
25 -	1:09.330	2.198	62.72	10:32:47.117
26 -	1:08.416	1.284	63.56	10:33:55.533
27 -	1:08.182	1.050	63.77	10:35:03.715
28 -	1:10.406	3.274	61.76	10:36:14.121
29 -	1:08.595	1.463	63.39	10:37:22.716
30 -	1:10.192	3.060	61.95	10:38:32.908
31 -	1:09.065	1.933	62.96	10:39:41.973
32 -	1:08.289	1.157	63.67	10:40:50.262

P19 50 Jon SENIOR

LAP	LAP TIME	DIFF	MPH	TIME OF DAY
1 -	1:16.211	9.071	57.06	10:01:30.692
2 -	1:09.518	2.378	62.55	10:02:40.210
3 -	1:07.921	0.781	64.02	10:03:48.131
4 -	1:08.865	1.725	63.14	10:04:56.996
5 -	1:07.641	0.501	64.28	10:06:04.637
6 -	1:08.997	1.857	63.02	10:07:13.634
7 -	1:08.856	1.716	63.15	10:08:22.490
8 -	1:08.863	1.723	63.14	10:09:31.353
9 -	1:13.295	6.155	59.33	10:10:44.648
10 -	1:08.974	1.834	63.04	10:11:53.622
11 -	1:08.046	0.906	63.90	10:13:01.668
12 -	1:07.559	0.419	64.36	10:14:09.227
13 -	1:07.416 (3)	0.276	64.50	10:15:16.643
14 -	1:07.140 (1)		64.76	10:16:23.783
15 -	1:08.571	1.431	63.41	10:17:32.354
16 -	1:07.623	0.483	64.30	10:18:39.977

Weather / Track : Bright / Dry

Brands Hatch Indy
Circuit Length = 1.2079 miles
Start: 10:00 Flag 10:40 End: 10:42

MSV Trackdays EnduroKA Series

QUALIFYING - RACE 1 - LAP ANALYSIS

DIFF = Difference To Personal Best Lap

17 -	6:48.363	P	5:41.223	10.64	10:25:28.340
18 -	1:14.194		7.054	58.61	10:26:42.534
19 -	1:07.435		0.295	64.48	10:27:49.969
20 -	1:07.185	(2)	0.045	64.72	10:28:57.154
21 -	1:07.797		0.657	64.14	10:30:04.951
22 -	1:07.554		0.414	64.37	10:31:12.505
23 -	1:07.641		0.501	64.28	10:32:20.146
24 -	1:09.642		2.502	62.44	10:33:29.788
25 -	1:07.494		0.354	64.42	10:34:37.282
26 -	1:08.039		0.899	63.91	10:35:45.321

DIFF = Difference To Personal Best Lap

15 -	3:07.272	P	1:59.959	23.22	10:19:59.229
16 -	1:17.717		10.404	55.95	10:21:16.946
17 -	1:11.139		3.826	61.12	10:22:28.085
18 -	1:09.776		2.463	62.32	10:23:37.861
19 -	1:07.949		0.636	63.99	10:24:45.810
20 -	1:07.777		0.464	64.16	10:25:53.587
21 -	13:52.953	P	12:45.640	5.22	10:39:46.540
22 -	1:19.876		12.563	54.44	10:41:06.416

P20 29 DAVEY / BYWATER

LAP	LAP TIME	DIFF	MPH	TIME OF DAY
1 -	1:32.033	24.790	47.25	10:02:09.810
2 -	1:17.376	10.133	56.20	10:03:27.186
3 -	1:13.068	5.825	59.51	10:04:40.254
4 -	1:17.062	D 9.819	56.42	10:05:57.316
5 -	1:15.553	8.310	57.55	10:07:12.869
6 -	1:13.870	6.627	58.86	10:08:26.739
7 -	1:13.052	5.809	59.52	10:09:39.791
8 -	1:13.218	5.975	59.39	10:10:53.009
9 -	1:13.852	6.609	58.88	10:12:06.861
10 -	1:13.136	5.893	59.45	10:13:19.997
11 -	2:37.165	P 1:29.922	27.66	10:15:57.162
12 -	1:20.911	13.668	53.74	10:17:18.073
13 -	1:13.251	6.008	59.36	10:18:31.324
14 -	1:10.497	3.254	61.68	10:19:41.821
15 -	1:11.348	4.105	60.94	10:20:53.169
16 -	1:09.888	2.645	62.22	10:22:03.057
17 -	1:09.713	2.470	62.37	10:23:12.770
18 -	1:08.685	1.442	63.31	10:24:21.455
19 -	1:10.494	3.251	61.68	10:25:31.949
20 -	1:07.627	0.384	64.30	10:26:39.576
21 -	1:07.887	0.644	64.05	10:27:47.463
22 -	1:08.800	1.557	63.20	10:28:56.263
23 -	1:08.390	1.147	63.58	10:30:04.653
24 -	1:09.503	2.260	62.56	10:31:14.156
25 -	1:08.178	0.935	63.78	10:32:22.334
26 -	1:07.735	0.492	64.20	10:33:30.069
27 -	1:08.410	1.167	63.56	10:34:38.479
28 -	1:07.594	(2) 0.351	64.33	10:35:46.073
29 -	1:07.614	(3) 0.371	64.31	10:36:53.687
30 -	1:07.822	0.579	64.11	10:38:01.509
31 -	1:09.040	1.797	62.98	10:39:10.549
32 -	1:07.243	(1)	64.66	10:40:17.792
33 -	1:07.945	0.702	64.00	10:41:25.737

P21 19 ROBINSON / KERSTEN

LAP	LAP TIME	DIFF	MPH	TIME OF DAY
1 -	1:17.482	10.169	56.12	10:01:47.482
2 -	1:09.573	2.260	62.50	10:02:57.055
3 -	1:11.102	3.789	61.16	10:04:08.157
4 -	1:08.061	0.748	63.89	10:05:16.218
5 -	1:07.313	(1)	64.60	10:06:23.531
6 -	1:07.636	0.323	64.29	10:07:31.167
7 -	1:07.484	(3) 0.171	64.43	10:08:38.651
8 -	1:11.699	4.386	60.65	10:09:50.350
9 -	1:07.377	(2) 0.064	64.54	10:10:57.727
10 -	1:11.075	3.762	61.18	10:12:08.802
11 -	1:12.255	4.942	60.18	10:13:21.057
12 -	1:11.045	3.732	61.20	10:14:32.102
13 -	1:10.871	3.558	61.35	10:15:42.973
14 -	1:08.984	1.671	63.03	10:16:51.957

P22 5 Mark PENNY

LAP	LAP TIME	DIFF	MPH	TIME OF DAY
1 -	1:14.895	7.555	58.06	10:01:34.969
2 -	1:09.560	2.220	62.51	10:02:44.529
3 -	1:08.784	1.444	63.22	10:03:53.313
4 -	1:07.975	0.635	63.97	10:05:01.288
5 -	1:08.494	1.154	63.48	10:06:09.782
6 -	1:08.110	0.770	63.84	10:07:17.892
7 -	1:08.224	0.884	63.74	10:08:26.116
8 -	1:07.380	(2) 0.040	64.53	10:09:33.496
9 -	1:09.348	2.008	62.70	10:10:42.844
10 -	1:08.006	0.666	63.94	10:11:50.850
11 -	1:08.243	0.903	63.72	10:12:59.093
12 -	1:07.557	0.217	64.36	10:14:06.650
13 -	1:07.440	(3) 0.100	64.48	10:15:14.090
14 -	1:08.233	0.893	63.73	10:16:22.323
15 -	1:07.919	0.579	64.02	10:17:30.242
16 -	9:29.307	P 8:21.967	7.63	10:26:59.549
17 -	1:12.846	5.506	59.69	10:28:12.395
18 -	1:08.035	0.695	63.91	10:29:20.430
19 -	1:08.348	1.008	63.62	10:30:28.778
20 -	1:07.634	0.294	64.29	10:31:36.412
21 -	1:07.838	0.498	64.10	10:32:44.250
22 -	1:07.442	0.102	64.47	10:33:51.692
23 -	1:07.340	(1)	64.57	10:34:59.032
24 -	1:08.048	0.708	63.90	10:36:07.080
25 -	1:08.152	0.812	63.80	10:37:15.232
26 -	1:07.626	0.286	64.30	10:38:22.858
27 -	1:10.477	3.137	61.70	10:39:33.335
28 -	1:07.686	0.346	64.24	10:40:41.021

P23 44 DOBBIE / MATHIESON / HOARE / BOYL

LAP	LAP TIME	DIFF	MPH	TIME OF DAY
1 -	1:22.778	15.111	52.53	10:02:10.325
2 -	1:17.899	10.232	55.82	10:03:28.224
3 -	1:12.829	5.162	59.70	10:04:41.053
4 -	1:13.875	6.208	58.86	10:05:54.928
5 -	5:10.355	P 4:02.688	14.01	10:11:05.283
6 -	1:19.060	11.393	55.00	10:12:24.343
7 -	1:14.396	6.729	58.45	10:13:38.739
8 -	1:11.978	4.311	60.41	10:14:50.717
9 -	1:12.280	4.613	60.16	10:16:02.997
10 -	3:23.944	P 2:16.277	21.32	10:19:26.941
11 -	1:15.345	7.678	57.71	10:20:42.286
12 -	1:12.469	4.802	60.00	10:21:54.755
13 -	1:11.137	3.470	61.12	10:23:05.892
14 -	2:51.391	P 1:43.724	25.37	10:25:57.283
15 -	1:17.325	9.658	56.23	10:27:14.608
16 -	1:09.769	2.102	62.32	10:28:24.377
17 -	1:10.579	2.912	61.61	10:29:34.956
18 -	1:08.646	0.979	63.34	10:30:43.602
19 -	1:09.106	1.439	62.92	10:31:52.708
20 -	1:08.129	(2) 0.462	63.82	10:33:00.837
21 -	1:07.667	(1)	64.26	10:34:08.504

Weather / Track : Bright / Dry

Brands Hatch Indy
Circuit Length = 1.2079 miles
Start: 10:00 Flag 10:40 End: 10:42

MSV Trackdays EnduroKA Series

QUALIFYING - RACE 1 - LAP ANALYSIS

DIFF = Difference To Personal Best Lap

22 -	1:08.499	(3)	0.832	63.48	10:35:17.003
23 -	2:22.217	P	1:14.550	30.57	10:37:39.220
24 -	1:19.980		12.313	54.37	10:38:59.200
25 -	1:13.717		6.050	58.99	10:40:12.917
26 -	1:12.232		4.565	60.20	10:41:25.149

P24 51 HOPE / HARDING

LAP	LAP TIME	DIFF	MPH	TIME OF DAY	
1 -	1:15.855	7.973	57.32	10:02:00.981	
2 -	1:11.067	3.185	61.19	10:03:12.048	
3 -	1:10.256	2.374	61.89	10:04:22.304	
4 -	1:11.320	3.438	60.97	10:05:33.624	
5 -	1:09.971	2.089	62.14	10:06:43.595	
6 -	1:08.655	0.773	63.33	10:07:52.250	
7 -	1:09.119	1.237	62.91	10:09:01.369	
8 -	1:08.676	0.794	63.32	10:10:10.045	
9 -	1:12.043	4.161	60.36	10:11:22.088	
10 -	1:08.062	(3)	0.180	63.89	10:12:30.150
11 -	1:09.259	1.377	62.78	10:13:39.409	
12 -	1:10.099	2.217	62.03	10:14:49.508	
13 -	1:09.238	1.356	62.80	10:15:58.746	
14 -	1:09.070	1.188	62.95	10:17:07.816	
15 -	1:08.984	1.102	63.03	10:18:16.800	
16 -	1:08.980	1.098	63.04	10:19:25.780	
17 -	1:08.024	(2)	0.142	63.92	10:20:33.804
18 -	3:51.345	P	2:43.463	18.79	10:24:25.149
19 -	1:18.108	10.226	55.67	10:25:43.257	
20 -	1:10.724	2.842	61.48	10:26:53.981	
21 -	1:10.223	2.341	61.92	10:28:04.204	
22 -	1:12.817	4.935	59.71	10:29:17.021	
23 -	1:10.019	2.137	62.10	10:30:27.040	
24 -	1:09.355	1.473	62.70	10:31:36.395	
25 -	1:09.818	1.936	62.28	10:32:46.213	
26 -	1:08.770	0.888	63.23	10:33:54.983	
27 -	1:08.116	0.234	63.84	10:35:03.099	
28 -	1:08.510	0.628	63.47	10:36:11.609	
29 -	1:10.188	2.306	61.95	10:37:21.797	
30 -	1:10.816	2.934	61.40	10:38:32.613	
31 -	1:08.758	0.876	63.24	10:39:41.371	
32 -	1:07.882	(1)	64.06	10:40:49.253	

P25 99 TRACK DAY TROPHY

LAP	LAP TIME	DIFF	MPH	TIME OF DAY	
1 -	1:07.732		64.20	10:02:18.767	
2 -	1:11.159	(2)	0.108	61.11	10:03:29.926
3 -	1:13.286	(3)	2.235	59.33	10:04:43.212
4 -	1:16.932	5.881	56.52	10:06:00.144	
5 -	1:11.051	(1)	61.20	10:07:11.195	

Weather / Track : Bright / Dry

Results can be found at www.tsl-timing.com

Page 7 of 7

Brands Hatch Indy
 Circuit Length = 1.2079 miles
 Start: 10:00 Flag 10:40 End: 10:42

Printed - 10:44 Sunday, 08 September 2019

MSV Trackdays EnduroKA Series

QUALIFYING - RACE 1 - STATISTICS

Competitors Started 25
Planned Start 2019-09-08 @ 10:00:00.000
Actual Start 2019-09-08 @ 10:00:01.477
Finish Time 2019-09-08 @ 10:40:17.855
Track Length 1.2079mi.
Total Laps 731
Total Distance Covered 883.0082mi.

Session Fastest Lap History

NO	CL	NAME	LAP TIME	TIME OF DAY	LAP	VEHICLE
17		Freddy HEWITT	1:07.907	10:02:32.715	2	Ford KA
1		READ / BELL	1:07.808	10:02:38.731	2	Ford KA
149		HOLMES / HIBBERD / MARSH	1:07.576	10:02:43.254	2	Ford KA
18		ROBSON / MACKAY / MAYER / ROBSON	1:06.915	10:02:44.111	2	Ford KA
114		Callum MCDOUGALL	1:06.275	10:02:53.609	2	Ford KA
1		READ / BELL	1:06.263	10:03:44.995	3	Ford KA
114		Callum MCDOUGALL	1:05.173	10:03:58.782	3	Ford KA
114		Callum MCDOUGALL	1:04.402	10:05:03.183	4	Ford KA
111		M SMITH / A SMITH	1:04.320	10:07:45.885	6	Ford KA
114		Callum MCDOUGALL	1:03.931	10:09:25.228	8	Ford KA

Flag History

TYPE	TIME OF DAY
GREEN	10:00:01.477
FINISH	10:40:17.855

Flag Statistics

TYPE	COUNT	TOTAL LAPS	TOTAL TIME
Green	1	36	42:24.786
Red	0	0	0.000
Safety Car	0	0	0.000
FCY	0	0	0.000

Weather / Track : Bright / Dry

These results are provisional until the conclusion of any judicial and technical matters.

Brands Hatch Indy

Circuit Length = 1.2079 miles


Start: 10:00 Flag 10:40 End: 10:42

Clerk Of Course :

Timekeeper :

MSV Trackdays EnduroKA Series

RACE 1 - GRID (15 minutes) - AMENDED

ROW 12	23	26	Scott KIRWAN	24	28	Matt RIVETT
ROW 11	21	44	Mike DOBBIE	22	51	Vic HOPE
ROW 10	19	19	Matt ROBINSON	20	5	Mark PENNY
ROW 9	17	50	Jon SENIOR	18	29	Martin DAVEY
ROW 8	15	107	Benjamin MONDAY	16	54	Graham ALLEN
ROW 7	13	46	Rob GAFFNEY	14	180	Collin FRENCH
ROW 6	11	9	Darren GOES	12	33	Marcus BOYLE
ROW 5	9	100	Jake FRASER BURNS	10	17	Freddy HEWITT
ROW 4	7	7	Joe BRAGG	8	149	Nick HOLMES
ROW 3	5	1	Clinton BELL	6	32	Frank FROSTICK
ROW 2	3	18	Paul ROBSON	4	98	Pete DIGNAN
ROW 1	1	114	Callum MCDOUGALL	2	111	Martyn SMITH
Pole						
						

Car 99 - Chase Car - Pit Lane starter
Cars 26 and 28 - Back of grid for non compliance

Brands Hatch Indy
Circuit Length = 1.2079 miles

These results are provisional until the conclusion of any judicial and technical matters.

Clerk Of Course :	Steward :	Timekeeper :

MSV Trackdays EnduroKA Series

RACE 1 - CLASSIFICATION

POS	NO	CL	PIC NAME	ENTRY	LAPS	TIME	GAP	DIFF	MPH	BEST	ON
1	114	1	Callum MCDOUGALL	Ford KA - Frugal Racing	14	15:06.540			67.15	1:04.101	12
2	111	2	Martyn SMITH	Ford KA - Octane Junkies	14	15:10.164	3.624	3.624	66.88	1:04.483	6
3	18	3	Paul ROBSON	Ford KA - CHR Motorsport with MOTEX	14	15:14.436	7.896	4.272	66.57	1:04.611	13
4	98	4	Pete DIGNAN	Ford KA - PistonHeads	14	15:14.983	8.443	0.547	66.53	1:04.735	14
5	1	5	Clinton BELL	Ford KA - Burton Power Racing	14	15:30.221	23.681	15.238	65.44	1:05.232	4
6	7	6	Joe BRAGG	Ford KA - G & B FINCH LTD	14	15:30.839	24.299	0.618	65.40	1:04.942	5
7	100	7	Jake FRASER BURNS	Ford KA - SuperKA Racing	14	15:31.062	24.522	0.223	65.38	1:05.303	2
8	32	8	Frank FROSTICK	Ford KA - Frost Racing	14	15:31.559	25.019	0.497	65.35	1:05.185	11
9	17	9	Freddy HEWITT	Ford KA - Team Cheetah	14	15:33.616	27.076	2.057	65.20	1:05.430	13
10	149	10	Nick HOLMES	Ford KA - Club Racing UK	14	15:36.662	30.122	3.046	64.99	1:05.838	14
11	28	11	Matt RIVETT	Ford KA - IP Racing	14	15:36.842	30.302	0.180	64.98	1:05.359	8
12	9	12	Darren GOES	Ford KA - KAstrol	14	15:44.919	38.379	8.077	64.42	1:06.007	5
13	26	13	Scott KIRWAN	Ford KA - NMD Motorsport	14	15:45.197	38.657	0.278	64.41	1:05.777	13
14	29	14	Martin DAVEY	Ford KA - LDR Performance Tuning	14	15:48.244	41.704	3.047	64.20	1:06.151	11
15	19	15	Matt ROBINSON	Ford KA - LDR Performance Tuning	14	15:50.251	43.711	2.007	64.06	1:06.303	11
16	50	16	Jon SENIOR	Ford KA - Tango & Crash	14	15:56.427	49.887	6.176	63.65	1:06.966	13
17	107	17	Benjamin MONDAY	Ford KA - 107 Racing	14	15:56.684	50.144	0.257	63.63	1:06.873	14
18	33	18	Marcus BOYLE	Ford KA - Graves Motorsport	14	16:01.671	55.131	4.987	63.30	1:07.552	8
19	5	19	Mark PENNY	Ford KA - Fiveoclock Racing	14	16:03.142	56.602	1.471	63.21	1:07.569	14
20	51	20	Vic HOPE	Ford KA - Barwell Auto Sport	14	16:16.382	1:09.842	13.240	62.35	1:08.227	12
21	46	21	Rob GAFFNEY	Ford KA - Amigo Motorsport	13	15:50.019	1 Lap	1 Lap	59.50	1:05.694	12
22	44	22	Mike DOBBIE	Ford KA - Almost Racers	13	15:51.536	1 Lap	1.517	59.41	1:11.506	3

NOT CLASSIFIED

DNF	180		Collin FRENCH	Ford KA - Shine Automotive	4	4:34.549	10 Laps	9 Laps	63.35	1:06.877	2
DNF	54		Graham ALLEN	Ford KA - Powerbell Services	0						

FASTEST LAP

	114		Callum MCDOUGALL	Ford KA - Frugal Racing	12	1:04.101			67.83 mph	109.17 kph	
--	-----	--	------------------	-------------------------	----	----------	--	--	-----------	------------	--

Car 99 - Chase car 5th overall

Weather / Track : Bright / Dry

These results are provisional until the conclusion of any judicial and technical matters.

Brands Hatch Indy

Circuit Length = 1.2079 miles

Start: 12:32 Flag 12:47 End: 12:49

Clerk Of Course :	Steward :	Timekeeper :

MSV Trackdays EnduroKA Series

RACE 1 - LAP CHART

LAP 1 @ 12:33:48.717			LAP 2 @ 12:34:53.055			LAP 3 @ 12:35:57.409			LAP 4 @ 12:37:01.817			LAP 5 @ 12:38:06.265		
NO	BEHIND	LAP TIME	NO	BEHIND	LAP TIME	NO	BEHIND	LAP TIME	NO	BEHIND	LAP TIME	NO	BEHIND	LAP TIME
114		1:08.136	114		1:04.338	114		1:04.354	114		1:04.408	114		1:04.448
111	0.513	1:08.649	111	0.935	1:04.760	111	1.417	1:04.836	111	1.777	1:04.768	111	2.033	1:04.704
18	0.833	1:08.969	18	1.326	1:04.831	18	1.873	1:04.901	18	2.437	1:04.972	18	2.990	1:05.001
98	1.003	1:09.139	98	1.923	1:05.258	98	2.773	1:05.204	98	3.596	1:05.231	98	4.316	1:05.168
1	2.064	1:10.200	1	3.195	1:05.469	1	4.266	1:05.425	1	5.090	1:05.232	1	6.213	1:05.571
7	2.515	1:10.651	7	3.627	1:05.450	7	4.842	1:05.569	7	5.974	1:05.540	7	6.468	1:04.942
100	2.845	1:10.981	100	3.810	1:05.303	100	5.189	1:05.733	100	6.229	1:05.448	100	7.155	1:05.374
149	3.703	1:11.839	32	5.731	1:06.200	32	7.415	1:06.038	32	8.278	1:05.271	32	9.016	1:05.186
32	3.869	1:12.005	149	5.751	1:06.386	149	9.436	1:08.039	149	11.076	1:06.048	17	12.835	1:06.000
17	4.346	1:12.482	17	6.382	1:06.374	17	9.689	1:07.661	17	11.283	1:06.002	149	12.880	1:06.252
46	4.660	1:12.796	46	6.913	1:06.591	46	10.151	1:07.592	9	11.759	1:06.012	9	13.318	1:06.007
9	4.959	1:13.095	9	7.075	1:06.454	9	10.155	1:07.434	46	12.009	1:06.266	46	14.202	1:06.641
180	5.215	1:13.351	180	7.754	1:06.877	180	10.389	1:06.989	180	13.313	1:07.332	28	17.116	1:07.222
107	5.730	1:13.866	107	9.293	1:07.901	107	12.785	1:07.846	28	14.342	1:05.738	19	18.634	1:06.618
29	6.478	1:14.614	28	10.142	1:07.566	28	13.012	1:07.224	19	16.464	1:07.064	29	20.369	1:07.260
28	6.914	1:15.050	29	10.256	1:08.116	19	13.808	1:07.224	107	17.233	1:08.856	26	20.935	1:07.804
5	7.277	1:15.413	26	10.350	1:06.763	29	14.691	1:08.789	29	17.557	1:07.274	107	22.525	1:09.740
26	7.925	1:16.061	19	10.938	1:07.066	26	14.860	1:08.864	26	17.579	1:07.127	5	23.343	1:07.906
19	8.210	1:16.346	5	12.039	1:09.100	5	15.974	1:08.289	5	19.885	1:08.319	50	23.772	1:08.205
51	9.215	1:17.351	50	13.744	1:08.110	50	16.553	1:07.163	50	20.015	1:07.870	33	25.250	1:07.682
33	9.531	1:17.667	51	13.768	1:08.891	51	18.422	1:09.008	33	22.016	1:07.923	51	28.660	1:09.435
50	9.972	1:18.108	33	14.007	1:08.814	33	18.501	1:08.848	51	23.673	1:09.659	44	42.732	1:12.023
44	11.107	1:19.243	44	20.702	1:13.933	44	27.854	1:11.506	44	35.157	1:11.711			

Weather / Track : Bright / Dry

Results can be found at www.tsl-timing.com

Page 1 of 3

Brands Hatch Indy
 Circuit Length = 1.2079 miles
 Start: 12:32 Flag 12:47 End: 12:49

Printed - 12:54 Sunday, 08 September 2019

MSV Trackdays EnduroKA Series

RACE 1 - LAP CHART

LAP 6 @ 12:39:10.618			LAP 7 @ 12:40:14.984			LAP 8 @ 12:41:19.396			LAP 9 @ 12:42:26.101			LAP 10 @ 12:43:30.463		
NO	BEHIND	LAP TIME	NO	BEHIND	LAP TIME	NO	BEHIND	LAP TIME	NO	BEHIND	LAP TIME	NO	BEHIND	LAP TIME
114		1:04.353	114		1:04.366	114		1:04.412	114		1:06.705	114		1:04.362
111	2.163	1:04.483	111	2.565	1:04.768	111	3.246	1:05.093	44	1 Lap	1:12.358	111	1.444	1:04.696
18	3.604	1:04.967	18	4.606	1:05.368	18	5.349	1:05.155	111	1.110	1:04.569	18	5.106	1:05.614
98	4.854	1:04.891	98	5.539	1:05.051	98	6.079	1:04.952	18	3.854	1:05.210	98	5.380	1:05.511
1	8.116	1:06.256	1	10.641	1:06.891	1	13.151	1:06.922	98	4.231	1:04.857	44	1 Lap	1:12.996
7	8.523	1:06.408	7	11.379	1:07.222	7	13.698	1:06.731	1	13.783	1:07.337	1	16.614	1:07.193
100	9.756	1:06.954	100	11.622	1:06.232	100	14.109	1:06.899	7	14.941	1:07.948	7	17.328	1:06.749
32	10.151	1:05.488	32	12.230	1:06.445	32	14.485	1:06.667	100	15.419	1:08.015	100	18.082	1:07.025
17	15.099	1:06.617	17	17.114	1:06.381	149	19.716	1:06.869	32	15.712	1:07.932	32	18.448	1:07.098
149	15.377	1:06.850	149	17.259	1:06.248	17	19.773	1:07.071	17	20.051	1:06.983	17	21.291	1:05.602
28	19.891	1:07.128	28	21.498	1:05.973	28	22.445	1:05.359	149	20.409	1:07.398	149	22.355	1:06.308
46	20.561	1:10.712	46	22.779	1:06.584	46	25.435	1:07.068	28	21.338	1:05.598	28	22.864	1:05.888
9	20.955	1:11.990	9	22.821	1:06.232	9	25.506	1:07.097	9	26.413	1:07.612	9	28.944	1:06.893
19	21.433	1:07.152	19	24.047	1:06.980	19	26.258	1:06.623	19	26.564	1:07.011	19	29.963	1:07.761
29	22.795	1:06.779	29	25.991	1:07.562	29	28.108	1:06.529	46	26.569	1:07.839	26	30.759	1:06.202
26	24.108	1:07.526	26	26.239	1:06.497	26	28.312	1:06.485	29	28.794	1:07.391	29	31.660	1:07.228
107	26.151	1:07.979	107	29.885	1:08.100	50	33.354	1:07.594	26	28.919	1:07.312	50	37.802	1:07.523
5	26.793	1:07.803	50	30.172	1:07.289	107	34.306	1:08.833	50	34.641	1:07.992	107	38.583	1:07.420
50	27.249	1:07.830	5	30.914	1:08.487	5	34.809	1:08.307	107	35.525	1:07.924	5	39.956	1:08.051
33	29.340	1:08.443	33	32.684	1:07.710	33	35.824	1:07.552	5	36.267	1:08.163	33	40.576	1:08.053
51	33.476	1:09.169	51	38.503	1:09.393	51	44.079	1:09.988	33	36.885	1:07.766	51	50.840	1:08.650
44	50.982	1:12.603	44	58.838	1:12.222				51	46.552	1:09.178			

Weather / Track : Bright / Dry

Results can be found at www.tsl-timing.com

Page 2 of 3

Brands Hatch Indy
 Circuit Length = 1.2079 miles
 Start: 12:32 Flag 12:47 End: 12:49

Printed - 12:54 Sunday, 08 September 2019

MSV Trackdays EnduroKA Series

RACE 1 - LAP CHART

LAP 11 @ 12:44:34.610			LAP 12 @ 12:45:38.711			LAP 13 @ 12:46:42.924			LAP 14 @ 12:47:47.121		
NO	BEHIND	LAP TIME	NO	BEHIND	LAP TIME	NO	BEHIND	LAP TIME	NO	BEHIND	LAP TIME
114		1:04.147	114		1:04.101	114		1:04.213	114		1:04.197
111	1.885	1:04.588	111	2.552	1:04.768	111	3.129	1:04.790	111	3.624	1:04.692
18	6.002	1:05.043	18	6.801	1:04.900	18	7.199	1:04.611	18	7.896	1:04.894
98	6.581	1:05.348	98	7.283	1:04.803	98	7.905	1:04.835	98	8.443	1:04.735
44	1 Lap	1:11.977	1	20.574	1:06.712	1	22.232	1:05.871	1	23.681	1:05.646
1	17.963	1:05.496	7	20.870	1:06.386	7	22.514	1:05.857	7	24.299	1:05.982
7	18.585	1:05.404	100	21.119	1:05.940	100	22.667	1:05.761	100	24.522	1:06.052
100	19.280	1:05.345	32	21.683	1:06.298	32	23.127	1:05.657	32	25.019	1:06.089
32	19.486	1:05.185	17	24.541	1:05.993	17	25.758	1:05.430	17	27.076	1:05.515
17	22.649	1:05.505	149	26.308	1:06.224	149	28.481	1:06.386	149	30.122	1:05.838
149	24.185	1:05.977	28	26.355	1:06.234	28	28.705	1:06.563	28	30.302	1:05.794
28	24.222	1:05.505	44	1 Lap	1:15.313	44	1 Lap	1:11.943	9	38.379	1:06.402
9	31.138	1:06.341	9	33.679	1:06.642	9	36.174	1:06.708	26	38.657	1:06.161
19	32.119	1:06.303	26	35.129	1:06.729	26	36.693	1:05.777	29	41.704	1:07.527
26	32.501	1:05.889	29	36.127	1:06.564	29	38.374	1:06.460	46	1 Lap	1:06.767
29	33.664	1:06.151	19	37.979	1:09.961	46	1 Lap	1:05.694	19	43.711	1:06.849
46	1 Lap	2:16.668 P	46	1 Lap	1:08.801	19	41.059	1:07.293	44	1 Lap	1:13.708
50	41.175	1:07.520	50	44.289	1:07.215	50	47.042	1:06.966	50	49.887	1:07.042
107	41.846	1:07.410	107	44.773	1:07.028	107	47.468	1:06.908	107	50.144	1:06.873
5	44.257	1:08.448	33	48.121	1:07.891	33	51.739	1:07.831	33	55.131	1:07.589
33	44.331	1:07.902	5	49.738	1:09.582	5	53.230	1:07.705	5	56.602	1:07.569
51	55.188	1:08.495	51	59.314	1:08.227	51	1:03.724	1:08.623	51	1:09.842	1:10.315

Weather / Track : Bright / Dry

Results can be found at www.tsl-timing.com

Page 3 of 3

Brands Hatch Indy
 Circuit Length = 1.2079 miles
 Start: 12:32 Flag 12:47 End: 12:49

Printed - 12:54 Sunday, 08 September 2019

MSV Trackdays EnduroKA Series

RACE 1 - LAP ANALYSIS

DIFF = Difference To Personal Best Lap

P1 114 Callum MCDOUGALL				
LAP	LAP TIME	DIFF	MPH	TIME OF DAY
1 -	1:08.136	4.035	63.82	12:33:48.717
2 -	1:04.338	0.237	67.58	12:34:53.055
3 -	1:04.354	0.253	67.57	12:35:57.409
4 -	1:04.408	0.307	67.51	12:37:01.817
5 -	1:04.448	0.347	67.47	12:38:06.265
6 -	1:04.353	0.252	67.57	12:39:10.618
7 -	1:04.366	0.265	67.56	12:40:14.984
8 -	1:04.412	0.311	67.51	12:41:19.396
9 -	1:06.705	2.604	65.19	12:42:26.101
10 -	1:04.362	0.261	67.56	12:43:30.463
11 -	1:04.147 (2)	0.046	67.79	12:44:34.610
12 -	1:04.101 (1)		67.83	12:45:38.711
13 -	1:04.213	0.112	67.72	12:46:42.924
14 -	1:04.197 (3)	0.096	67.73	12:47:47.121

P2 111 Martyn SMITH				
LAP	LAP TIME	DIFF	MPH	TIME OF DAY
1 -	1:08.649	4.166	63.34	12:33:49.230
2 -	1:04.760	0.277	67.14	12:34:53.990
3 -	1:04.836	0.353	67.07	12:35:58.826
4 -	1:04.768	0.285	67.14	12:37:03.594
5 -	1:04.704	0.221	67.20	12:38:08.298
6 -	1:04.483 (1)		67.43	12:39:12.781
7 -	1:04.768	0.285	67.14	12:40:17.549
8 -	1:05.093	0.610	66.80	12:41:22.642
9 -	1:04.569 (2)	0.086	67.34	12:42:27.211
10 -	1:04.696	0.213	67.21	12:43:31.907
11 -	1:04.588 (3)	0.105	67.32	12:44:36.495
12 -	1:04.768	0.285	67.14	12:45:41.263
13 -	1:04.790	0.307	67.11	12:46:46.053
14 -	1:04.692	0.209	67.22	12:47:50.745

P3 18 Paul ROBSON				
LAP	LAP TIME	DIFF	MPH	TIME OF DAY
1 -	1:08.969	4.358	63.05	12:33:49.550
2 -	1:04.831 (2)	0.220	67.07	12:34:54.381
3 -	1:04.901	0.290	67.00	12:35:59.282
4 -	1:04.972	0.361	66.93	12:37:04.254
5 -	1:05.001	0.390	66.90	12:38:09.255
6 -	1:04.967	0.356	66.93	12:39:14.222
7 -	1:05.368	0.757	66.52	12:40:19.590
8 -	1:05.155	0.544	66.74	12:41:24.745
9 -	1:05.210	0.599	66.68	12:42:29.955
10 -	1:05.614	1.003	66.27	12:43:35.569
11 -	1:05.043	0.432	66.85	12:44:40.612
12 -	1:04.900	0.289	67.00	12:45:45.512
13 -	1:04.611 (1)		67.30	12:46:50.123
14 -	1:04.894 (3)	0.283	67.01	12:47:55.017

P4 98 Pete DIGNAN				
LAP	LAP TIME	DIFF	MPH	TIME OF DAY
1 -	1:09.139	4.404	62.89	12:33:49.720
2 -	1:05.258	0.523	66.63	12:34:54.978
3 -	1:05.204	0.469	66.69	12:36:00.182
4 -	1:05.231	0.496	66.66	12:37:05.413
5 -	1:05.168	0.433	66.72	12:38:10.581
6 -	1:04.891	0.156	67.01	12:39:15.472
7 -	1:05.051	0.316	66.84	12:40:20.523
8 -	1:04.952	0.217	66.95	12:41:25.475

DIFF = Difference To Personal Best Lap

9 -	1:04.857	0.122	67.04	12:42:30.332
10 -	1:05.511	0.776	66.37	12:43:35.843
11 -	1:05.348	0.613	66.54	12:44:41.191
12 -	1:04.803 (2)	0.068	67.10	12:45:45.994
13 -	1:04.835 (3)	0.100	67.07	12:46:50.829
14 -	1:04.735 (1)		67.17	12:47:55.564

P5 1 Clinton BELL				
LAP	LAP TIME	DIFF	MPH	TIME OF DAY
1 -	1:10.200	4.968	61.94	12:33:50.781
2 -	1:05.469 (3)	0.237	66.42	12:34:56.250
3 -	1:05.425 (2)	0.193	66.46	12:36:01.675
4 -	1:05.232 (1)		66.66	12:37:06.907
5 -	1:05.571	0.339	66.31	12:38:12.478
6 -	1:06.256	1.024	65.63	12:39:18.734
7 -	1:06.891	1.659	65.01	12:40:25.625
8 -	1:06.922	1.690	64.98	12:41:32.547
9 -	1:07.337	2.105	64.57	12:42:39.884
10 -	1:07.193	1.961	64.71	12:43:47.077
11 -	1:05.496	0.264	66.39	12:44:52.573
12 -	1:06.712	1.480	65.18	12:45:59.285
13 -	1:05.871	0.639	66.01	12:47:05.156
14 -	1:05.646	0.414	66.24	12:48:10.802

P6 7 Joe BRAGG				
LAP	LAP TIME	DIFF	MPH	TIME OF DAY
1 -	1:10.651	5.709	61.55	12:33:51.232
2 -	1:05.450 (3)	0.508	66.44	12:34:56.682
3 -	1:05.569	0.627	66.32	12:36:02.251
4 -	1:05.540	0.598	66.35	12:37:07.791
5 -	1:04.942 (1)		66.96	12:38:12.733
6 -	1:06.408	1.466	65.48	12:39:19.141
7 -	1:07.222	2.280	64.69	12:40:26.363
8 -	1:06.731	1.789	65.16	12:41:33.094
9 -	1:07.948	3.006	63.99	12:42:41.042
10 -	1:06.749	1.807	65.14	12:43:47.791
11 -	1:05.404 (2)	0.462	66.48	12:44:53.195
12 -	1:06.386	1.444	65.50	12:45:59.581
13 -	1:05.857	0.915	66.03	12:47:05.438
14 -	1:05.982	1.040	65.90	12:48:11.420

P7 100 Jake FRASER BURNS				
LAP	LAP TIME	DIFF	MPH	TIME OF DAY
1 -	1:10.981	5.678	61.26	12:33:51.562
2 -	1:05.303 (1)		66.59	12:34:56.865
3 -	1:05.733	0.430	66.15	12:36:02.598
4 -	1:05.448	0.145	66.44	12:37:08.046
5 -	1:05.374 (3)	0.071	66.51	12:38:13.420
6 -	1:06.954	1.651	64.94	12:39:20.374
7 -	1:06.232	0.929	65.65	12:40:26.606
8 -	1:06.899	1.596	65.00	12:41:33.505
9 -	1:08.015	2.712	63.93	12:42:41.520
10 -	1:07.025	1.722	64.88	12:43:48.545
11 -	1:05.345 (2)	0.042	66.54	12:44:53.890
12 -	1:05.940	0.637	65.94	12:45:59.830
13 -	1:05.761	0.458	66.12	12:47:05.591
14 -	1:06.052	0.749	65.83	12:48:11.643

P8 32 Frank FROSTICK				
LAP	LAP TIME	DIFF	MPH	TIME OF DAY
1 -	1:12.005	6.820	60.39	12:33:52.586

Weather / Track : Bright / Dry

Brands Hatch Indy
Circuit Length = 1.2079 miles
Start: 12:32 Flag 12:47 End: 12:49

MSV Trackdays EnduroKA Series

RACE 1 - LAP ANALYSIS

DIFF = Difference To Personal Best Lap

2 -	1:06.200	1.015	65.68	12:34:58.786
3 -	1:06.038	0.853	65.85	12:36:04.824
4 -	1:05.271 (3)	0.086	66.62	12:37:10.095
5 -	1:05.186 (2)	0.001	66.71	12:38:15.281
6 -	1:05.488	0.303	66.40	12:39:20.769
7 -	1:06.445	1.260	65.44	12:40:27.214
8 -	1:06.667	1.482	65.22	12:41:33.881
9 -	1:07.932	2.747	64.01	12:42:41.813
10 -	1:07.098	1.913	64.80	12:43:48.911
11 -	1:05.185 (1)		66.71	12:44:54.096
12 -	1:06.298	1.113	65.59	12:46:00.394
13 -	1:05.657	0.472	66.23	12:47:06.051
14 -	1:06.089	0.904	65.79	12:48:12.140

P9 17 Freddy HEWITT

LAP	LAP TIME	DIFF	MPH	TIME OF DAY
1 -	1:12.482	7.052	59.99	12:33:53.063
2 -	1:06.374	0.944	65.51	12:34:59.437
3 -	1:07.661	2.231	64.27	12:36:07.098
4 -	1:06.002	0.572	65.88	12:37:13.100
5 -	1:06.000	0.570	65.88	12:38:19.100
6 -	1:06.617	1.187	65.27	12:39:25.717
7 -	1:06.381	0.951	65.50	12:40:32.098
8 -	1:07.071	1.641	64.83	12:41:39.169
9 -	1:06.983	1.553	64.92	12:42:46.152
10 -	1:05.602	0.172	66.28	12:43:51.754
11 -	1:05.505 (2)	0.075	66.38	12:44:57.259
12 -	1:05.993	0.563	65.89	12:46:03.252
13 -	1:05.430 (1)		66.46	12:47:08.682
14 -	1:05.515 (3)	0.085	66.37	12:48:14.197

P10 149 Nick HOLMES

LAP	LAP TIME	DIFF	MPH	TIME OF DAY
1 -	1:11.839	6.001	60.53	12:33:52.420
2 -	1:06.386	0.548	65.50	12:34:58.806
3 -	1:08.039	2.201	63.91	12:36:06.845
4 -	1:06.048 (3)	0.210	65.84	12:37:12.893
5 -	1:06.252	0.414	65.63	12:38:19.145
6 -	1:06.850	1.012	65.05	12:39:25.995
7 -	1:06.248	0.410	65.64	12:40:32.243
8 -	1:06.869	1.031	65.03	12:41:39.112
9 -	1:07.398	1.560	64.52	12:42:46.510
10 -	1:06.308	0.470	65.58	12:43:52.818
11 -	1:05.977 (2)	0.139	65.91	12:44:58.795
12 -	1:06.224	0.386	65.66	12:46:05.019
13 -	1:06.386	0.548	65.50	12:47:11.405
14 -	1:05.838 (1)		66.05	12:48:17.243

P11 28 Matt RIVETT

LAP	LAP TIME	DIFF	MPH	TIME OF DAY
1 -	1:15.050	9.691	57.94	12:33:55.631
2 -	1:07.566	2.207	64.36	12:35:03.197
3 -	1:07.224	1.865	64.68	12:36:10.421
4 -	1:05.738	0.379	66.15	12:37:16.159
5 -	1:07.222	1.863	64.69	12:38:23.381
6 -	1:07.128	1.769	64.78	12:39:30.509
7 -	1:05.973	0.614	65.91	12:40:36.482
8 -	1:05.359 (1)		66.53	12:41:41.841
9 -	1:05.598 (3)	0.239	66.29	12:42:47.439
10 -	1:05.888	0.529	65.99	12:43:53.327
11 -	1:05.505 (2)	0.146	66.38	12:44:58.832
12 -	1:06.234	0.875	65.65	12:46:05.066

DIFF = Difference To Personal Best Lap

13 -	1:06.563	1.204	65.33	12:47:11.629
14 -	1:05.794	0.435	66.09	12:48:17.423

P12 9 Darren GOES

LAP	LAP TIME	DIFF	MPH	TIME OF DAY
1 -	1:13.095	7.088	59.49	12:33:53.676
2 -	1:06.454	0.447	65.43	12:35:00.130
3 -	1:07.434	1.427	64.48	12:36:07.564
4 -	1:06.012 (2)	0.005	65.87	12:37:13.576
5 -	1:06.007 (1)		65.88	12:38:19.583
6 -	1:11.990	5.983	60.40	12:39:31.573
7 -	1:06.232 (3)	0.225	65.65	12:40:37.805
8 -	1:07.097	1.090	64.81	12:41:44.902
9 -	1:07.612	1.605	64.31	12:42:52.514
10 -	1:06.893	0.886	65.00	12:43:59.407
11 -	1:06.341	0.334	65.54	12:45:05.748
12 -	1:06.642	0.635	65.25	12:46:12.390
13 -	1:06.708	0.701	65.18	12:47:19.098
14 -	1:06.402	0.395	65.48	12:48:25.500

P13 26 Scott KIRWAN

LAP	LAP TIME	DIFF	MPH	TIME OF DAY
1 -	1:16.061	10.284	57.17	12:33:56.642
2 -	1:06.763	0.986	65.13	12:35:03.405
3 -	1:08.864	3.087	63.14	12:36:12.269
4 -	1:07.127	1.350	64.78	12:37:19.396
5 -	1:07.804	2.027	64.13	12:38:27.200
6 -	1:07.526	1.749	64.39	12:39:34.726
7 -	1:06.497	0.720	65.39	12:40:41.223
8 -	1:06.485	0.708	65.40	12:41:47.708
9 -	1:07.312	1.535	64.60	12:42:55.020
10 -	1:06.202	0.425	65.68	12:44:01.222
11 -	1:05.889 (2)	0.112	65.99	12:45:07.111
12 -	1:06.729	0.952	65.16	12:46:13.840
13 -	1:05.777 (1)		66.11	12:47:19.617
14 -	1:06.161 (3)	0.384	65.72	12:48:25.778

P14 29 Martin DAVEY

LAP	LAP TIME	DIFF	MPH	TIME OF DAY
1 -	1:14.614	8.463	58.28	12:33:55.195
2 -	1:08.116	1.965	63.84	12:35:03.311
3 -	1:08.789	2.638	63.21	12:36:12.100
4 -	1:07.274	1.123	64.64	12:37:19.374
5 -	1:07.260	1.109	64.65	12:38:26.634
6 -	1:06.779	0.628	65.11	12:39:33.413
7 -	1:07.562	1.411	64.36	12:40:40.975
8 -	1:06.529 (3)	0.378	65.36	12:41:47.504
9 -	1:07.391	1.240	64.52	12:42:54.895
10 -	1:07.228	1.077	64.68	12:44:02.123
11 -	1:06.151 (1)		65.73	12:45:08.274
12 -	1:06.564	0.413	65.32	12:46:14.838
13 -	1:06.460 (2)	0.309	65.43	12:47:21.298
14 -	1:07.527	1.376	64.39	12:48:28.825

P15 19 Matt ROBINSON

LAP	LAP TIME	DIFF	MPH	TIME OF DAY
1 -	1:16.346	10.043	56.95	12:33:56.927
2 -	1:07.066	0.763	64.84	12:35:03.993
3 -	1:07.224	0.921	64.68	12:36:11.217
4 -	1:07.064	0.761	64.84	12:37:18.281
5 -	1:06.618 (2)	0.315	65.27	12:38:24.899

Weather / Track : Bright / Dry

Brands Hatch Indy

Circuit Length = 1.2079 miles

Start: 12:32 Flag 12:47 End: 12:49

MSV Trackdays EnduroKA Series

RACE 1 - LAP ANALYSIS

DIFF = Difference To Personal Best Lap

6 -	1:07.152	0.849	64.75	12:39:32.051
7 -	1:06.980	0.677	64.92	12:40:39.031
8 -	1:06.623 (3)	0.320	65.27	12:41:45.654
9 -	1:07.011	0.708	64.89	12:42:52.665
10 -	1:07.761	1.458	64.17	12:44:00.426
11 -	1:06.303 (1)		65.58	12:45:06.729
12 -	1:09.961	3.658	62.15	12:46:16.690
13 -	1:07.293	0.990	64.62	12:47:23.983
14 -	1:06.849	0.546	65.05	12:48:30.832

P16 50 Jon SENIOR

LAP	LAP TIME	DIFF	MPH	TIME OF DAY
1 -	1:18.108	11.142	55.67	12:33:58.689
2 -	1:08.110	1.144	63.84	12:35:06.799
3 -	1:07.163 (3)	0.197	64.74	12:36:13.962
4 -	1:07.870	0.904	64.07	12:37:21.832
5 -	1:08.205	1.239	63.75	12:38:30.037
6 -	1:07.830	0.864	64.11	12:39:37.867
7 -	1:07.289	0.323	64.62	12:40:45.156
8 -	1:07.594	0.628	64.33	12:41:52.750
9 -	1:07.992	1.026	63.95	12:43:00.742
10 -	1:07.523	0.557	64.40	12:44:08.265
11 -	1:07.520	0.554	64.40	12:45:15.785
12 -	1:07.215	0.249	64.69	12:46:23.000
13 -	1:06.966 (1)		64.93	12:47:29.966
14 -	1:07.042 (2)	0.076	64.86	12:48:37.008

P17 107 Benjamin MONDAY

LAP	LAP TIME	DIFF	MPH	TIME OF DAY
1 -	1:13.866	6.993	58.87	12:33:54.447
2 -	1:07.901	1.028	64.04	12:35:02.348
3 -	1:07.846	0.973	64.09	12:36:10.194
4 -	1:08.856	1.983	63.15	12:37:19.050
5 -	1:09.740	2.867	62.35	12:38:28.790
6 -	1:07.979	1.106	63.96	12:39:36.769
7 -	1:08.100	1.227	63.85	12:40:44.869
8 -	1:08.833	1.960	63.17	12:41:53.702
9 -	1:07.924	1.051	64.02	12:43:01.626
10 -	1:07.420	0.547	64.50	12:44:09.046
11 -	1:07.410	0.537	64.50	12:45:16.456
12 -	1:07.028 (3)	0.155	64.87	12:46:23.484
13 -	1:06.908 (2)	0.035	64.99	12:47:30.392
14 -	1:06.873 (1)		65.02	12:48:37.265

P18 33 Marcus BOYLE

LAP	LAP TIME	DIFF	MPH	TIME OF DAY
1 -	1:17.667	10.115	55.99	12:33:58.248
2 -	1:08.814	1.262	63.19	12:35:07.062
3 -	1:08.848	1.296	63.16	12:36:15.910
4 -	1:07.923	0.371	64.02	12:37:23.833
5 -	1:07.682 (3)	0.130	64.25	12:38:31.515
6 -	1:08.443	0.891	63.53	12:39:39.958
7 -	1:07.710	0.158	64.22	12:40:47.668
8 -	1:07.552 (1)		64.37	12:41:55.220
9 -	1:07.766	0.214	64.17	12:43:02.986
10 -	1:08.053	0.501	63.90	12:44:11.039
11 -	1:07.902	0.350	64.04	12:45:18.941
12 -	1:07.891	0.339	64.05	12:46:26.832
13 -	1:07.831	0.279	64.10	12:47:34.663
14 -	1:07.589 (2)	0.037	64.33	12:48:42.252

DIFF = Difference To Personal Best Lap

P19 5 Mark PENNY				
LAP	LAP TIME	DIFF	MPH	TIME OF DAY
1 -	1:15.413	7.844	57.66	12:33:55.994
2 -	1:09.100	1.531	62.93	12:35:05.094
3 -	1:08.289	0.720	63.67	12:36:13.383
4 -	1:08.319	0.750	63.65	12:37:21.702
5 -	1:07.906	0.337	64.03	12:38:29.608
6 -	1:07.803 (3)	0.234	64.13	12:39:37.411
7 -	1:08.487	0.918	63.49	12:40:45.898
8 -	1:08.307	0.738	63.66	12:41:54.205
9 -	1:08.163	0.594	63.79	12:43:02.368
10 -	1:08.051	0.482	63.90	12:44:10.419
11 -	1:08.448	0.879	63.53	12:45:18.867
12 -	1:09.582	2.013	62.49	12:46:28.449
13 -	1:07.705 (2)	0.136	64.22	12:47:36.154
14 -	1:07.569 (1)		64.35	12:48:43.723

P20 51 Vic HOPE

LAP	LAP TIME	DIFF	MPH	TIME OF DAY
1 -	1:17.351	9.124	56.21	12:33:57.932
2 -	1:08.891	0.664	63.12	12:35:06.823
3 -	1:09.008	0.781	63.01	12:36:15.831
4 -	1:09.659	1.432	62.42	12:37:25.490
5 -	1:09.435	1.208	62.62	12:38:34.925
6 -	1:09.169	0.942	62.86	12:39:44.094
7 -	1:09.393	1.166	62.66	12:40:53.487
8 -	1:09.988	1.761	62.13	12:42:03.475
9 -	1:09.178	0.951	62.86	12:43:12.653
10 -	1:08.650	0.423	63.34	12:44:21.303
11 -	1:08.495 (2)	0.268	63.48	12:45:29.798
12 -	1:08.227 (1)		63.73	12:46:38.025
13 -	1:08.623 (3)	0.396	63.36	12:47:46.648
14 -	1:10.315	2.088	61.84	12:48:56.963

P21 46 Rob GAFFNEY

LAP	LAP TIME	DIFF	MPH	TIME OF DAY
1 -	1:12.796	7.102	59.73	12:33:53.377
2 -	1:06.591	0.897	65.30	12:34:59.968
3 -	1:07.592	1.898	64.33	12:36:07.560
4 -	1:06.266 (2)	0.572	65.62	12:37:13.826
5 -	1:06.641	0.947	65.25	12:38:20.467
6 -	1:10.712	5.018	61.49	12:39:31.179
7 -	1:06.584 (3)	0.890	65.31	12:40:37.763
8 -	1:07.068	1.374	64.83	12:41:44.831
9 -	1:07.839	2.145	64.10	12:42:52.670
10 -	2:16.668 P	1:10.974	31.81	12:45:09.338
11 -	1:08.801	3.107	63.20	12:46:18.139
12 -	1:05.694 (1)		66.19	12:47:23.833
13 -	1:06.767	1.073	65.13	12:48:30.600

P22 44 Mike DOBBIE

LAP	LAP TIME	DIFF	MPH	TIME OF DAY
1 -	1:19.243	7.737	54.87	12:33:59.824
2 -	1:13.933	2.427	58.81	12:35:13.757
3 -	1:11.506 (1)		60.81	12:36:25.263
4 -	1:11.711 (2)	0.205	60.64	12:37:36.974
5 -	1:12.023	0.517	60.37	12:38:48.997
6 -	1:12.603	1.097	59.89	12:40:01.600
7 -	1:12.222	0.716	60.21	12:41:13.822
8 -	1:12.358	0.852	60.09	12:42:26.180
9 -	1:12.996	1.490	59.57	12:43:39.176

Brands Hatch Indy

Circuit Length = 1.2079 miles

Start: 12:32 Flag 12:47 End: 12:49

Weather / Track : Bright / Dry

MSV Trackdays EnduroKA Series

RACE 1 - LAP ANALYSIS

DIFF = Difference To Personal Best Lap

10 -	1:11.977	0.471	60.41	12:44:51.153
11 -	1:15.313	3.807	57.74	12:46:06.466
12 -	1:11.943 (3)	0.437	60.44	12:47:18.409
13 -	1:13.708	2.202	58.99	12:48:32.117

P23 180 Collin FRENCH				
LAP	LAP TIME	DIFF	MPH	TIME OF DAY

1 -	1:13.351	6.474	59.28	12:33:53.932
2 -	1:06.877 (1)		65.02	12:35:00.809
3 -	1:06.989 (2)	0.112	64.91	12:36:07.798
4 -	1:07.332 (3)	0.455	64.58	12:37:15.130

MSV Trackdays EnduroKA Series

RACE 1 - STATISTICS

Competitors Started 23
Planned Start 2019-09-08 @ 12:35:00.000
Actual Start 2019-09-08 @ 12:32:40.580
Finish Time 2019-09-08 @ 12:47:47.100
Track Length 1.2079mi.
Total Laps 310
Total Distance Covered 374.4631mi.

Session Fastest Lap History

NO	CL	NAME	LAP TIME	TIME OF DAY	LAP	VEHICLE
114		Callum MCDUGALL	1:08.136	12:33:48.728	1	Ford KA
114		Callum MCDUGALL	1:04.338	12:34:53.068	2	Ford KA
114		Callum MCDUGALL	1:04.147	12:44:34.622	11	Ford KA
114		Callum MCDUGALL	1:04.101	12:45:38.723	12	Ford KA

Session Leader History

NO	CL	NAME	FROM LAP	LAPS LED	DISTANCE	VEHICLE
114		Callum MCDUGALL	1	14	16.91 miles	Ford KA

Flag History

TYPE	TIME OF DAY
GREEN	12:32:40.580
FINISH	12:47:47.100

Flag Statistics

TYPE	COUNT	TOTAL LAPS	TOTAL TIME
Green	1	14	16:20.649
Red	0	0	0.000
Safety Car	0	0	0.000
FCY	0	0	0.000

Weather / Track : Bright / Dry

These results are provisional until the conclusion of any judicial and technical matters.

Brands Hatch Indy
Circuit Length = 1.2079 miles
Start: 12:32 Flag 12:47 End: 12:49

Clerk Of Course :	Timekeeper :
-------------------	--------------

MSV Trackdays EnduroKA Series

RACE 1 - STATISTICS

CLASS :

23 Starters

Fastest Lap History

NO	NAME	LAP TIME	TIME OF DAY	LAP	VEHICLE
114	Callum MCDOUGALL	1:08.136	12:33:48.728	1	Ford KA
114	Callum MCDOUGALL	1:04.338	12:34:53.068	2	Ford KA
114	Callum MCDOUGALL	1:04.147	12:44:34.622	11	Ford KA
114	Callum MCDOUGALL	1:04.101	12:45:38.723	12	Ford KA

Leader History

NO	NAME	FROM LAP	LAPS LED	DISTANCE	VEHICLE
114	Callum MCDOUGALL	1	14	16.91 miles	Ford KA

Weather / Track : Bright / Dry

These results are provisional until the conclusion of any judicial and technical matters.

Brands Hatch Indy

Circuit Length = 1.2079 miles


Start: 12:32 Flag 12:47 End: 12:49

Clerk Of Course :

Timekeeper :

MSV Trackdays EnduroKA Series

RACE 4 - GRID (15 minutes)

ROW 12	23	180 Wayne CLELAND	24	54 Neal BLAKES
ROW 11	21	46 Rob GAFFNEY	22	44 Mark MATHIESON
ROW 10	19	5 Mark PENNY	20	51 Vic HOPE
ROW 9	17	107 Harry SCOTT	18	33 Eric BOULLIER
ROW 8	15	19 Alex KERSTEN	16	50 Jon SENIOR
ROW 7	13	26 Nathan DEW	14	29 David BYWATER
ROW 6	11	28 Adam BLAIR	12	9 Darren GOES
ROW 5	9	17 Freddy HEWITT	10	149 Matt HIBBERD
ROW 4	7	100 David STUBBS	8	32 Frank FROSTICK
ROW 3	5	1 Sam READ	6	7 Lee FINCH
ROW 2	3	18 Stratton MACKAY	4	98 Ben LOWDEN
ROW 1	1	114 Callum MCDOUGALL	2	111 Adam SMITH
Pole				
				

Car 99 - Chase Car - Pit Lane starter

Brands Hatch Indy
Circuit Length = 1.2079 miles

These results are provisional until the conclusion of any judicial and technical matters.

Clerk Of Course :	Steward :	Timekeeper :

MSV Trackdays EnduroKA Series

RACE 4 - CLASSIFICATION - AMENDED

POS	NO	CL	PIC NAME	ENTRY	LAPS	TIME	GAP	DIFF	MPH	BEST	ON
1	114	1	Callum MCDOUGALL	Ford KA - Frugal Racing	14	15:39.028			64.83	1:03.988	8
2	111	2	Adam SMITH	Ford KA - Octane Junkies	14	15:41.099	2.071	2.071	64.69	1:04.105	6
3	18	3	Stratton MACKAY	Ford KA - CHR Motorsport with MOTEX	14	15:51.345	12.317	10.246	63.99	1:04.992	6
4	28	4	Adam BLAIR	Ford KA - IP Racing	14	15:55.994	16.966	4.649	63.68	1:05.144	14
5	98	5	Ben LOWDEN	Ford KA - PistonHeads	14	15:58.747	19.719	2.753	63.49	1:05.381	8
6	149	6	Matt HIBBERD	Ford KA - Club Racing UK	14	16:00.245	21.217	1.498	63.40	1:05.246	14
7	9	7	Darren GOES	Ford KA - KAstrol	14	16:02.776	23.748	2.531	63.23	1:05.535	7
8	26	8	Nathan DEW	Ford KA - NMD Motorsport	14	16:03.021	23.993	0.245	63.21	1:05.802	14
9	7	9	Lee FINCH	Ford KA - G & B FINCH LTD	14	16:03.281	24.253	0.260	63.20	1:05.232	6
10	1	10	Sam READ	Ford KA - Burton Power Racing	14	16:04.235	25.207	0.954	63.13	1:05.190	10
11	107	11	Harry SCOTT	Ford KA - 107 Racing	14	16:14.396	35.368	10.161	62.48	1:06.047	7
12	46	12	Rob GAFFNEY	Ford KA - Amigo Motorsport	14	16:14.975	35.947	0.579	62.44	1:05.886	6
13	33	13	Eric BOULLIER	Ford KA - Graves Motorsport	14	16:15.070	36.042	0.095	62.43	1:06.122	9
14	19	14	Alex KERSTEN	Ford KA - LDR Performance Tuning	14	16:15.523	36.495	0.453	62.40	1:06.044	6
15	50	15	Jon SENIOR	Ford KA - Tango & Crash	14	16:22.349	43.321	6.826	61.97	1:07.023	6
16	44	16	Mark MATHIESON	Ford KA - Almost Racers	14	16:33.619	54.591	11.270	61.27	1:07.260	10
17	51	17	Vic HOPE	Ford KA - Barwell Auto Sport	14	16:34.751	55.723	1.132	61.20	1:07.744	14
18	17	18	Freddy HEWITT	Ford KA - Team Cheetah	14	16:38.064	59.036	3.313	60.99	1:05.430	11
19	180	19	Wayne CLELAND	Ford KA - Shine Automotive	14	16:43.617	1:04.589	5.553	60.66	1:08.319	6
20	5	20	Mark PENNY	Ford KA - Fiveoclock Racing	13	15:43.538	1 Lap	1 Lap	59.91	1:07.732	10
21	29	21	David BYWATER	Ford KA - LDR Performance Tuning	13	15:59.741	1 Lap	16.203	58.90	1:11.255	9
22	32	22	Frank FROSTICK	Ford KA - Frost Racing	11	16:19.154	3 Laps	2 Laps	48.85	1:05.025	8

NOT CLASSIFIED

DNF	54		Neal BLAKES	Ford KA - Powerbell Services	1	1:18.401	13 Laps	10 Laps	55.46	1:18.401	1
DQ	100*		David STUBBS	Ford KA - SuperKA Racing	0						

FASTEST LAP

	114		Callum MCDOUGALL	Ford KA - Frugal Racing	8	1:03.988			67.95 mph	109.37 kph	
--	-----	--	------------------	-------------------------	---	----------	--	--	-----------	------------	--

Car 99 - Chase Car - 4th overall

Car 100 - Disqualified from race for causing a collision Q14.4.4

Weather / Track : Bright / Dry

These results are provisional until the conclusion of any judicial and technical matters.

Brands Hatch Indy

Circuit Length = 1.2079 miles

Start: 14:19 Flag 14:34 End: 14:36

Clerk Of Course :	Steward :	Timekeeper :

MSV Trackdays EnduroKA Series

RACE 4 - LAP CHART

LAP 1 @ 14:20:23.288			LAP 2 @ 14:21:27.496			LAP 3 @ 14:22:31.835			LAP 4 @ 14:23:59.116			LAP 5 @ 14:25:15.353		
NO	BEHIND	LAP TIME	NO	BEHIND	LAP TIME	NO	BEHIND	LAP TIME	NO	BEHIND	LAP TIME	NO	BEHIND	LAP TIME
114		1:07.909	114		1:04.208	114		1:04.339	114		1:27.281	114		1:16.237
111	0.329	1:08.238	111	0.419	1:04.298	111	0.940	1:04.860	111	0.753	1:27.094	111	0.880	1:16.364
18	0.957	1:08.866	18	2.105	1:05.356	18	3.327	1:05.561	18	1.318	1:25.272	18	2.334	1:17.253
98	3.379	1:11.288	100	5.288	1:05.771	100	6.802	1:05.853	100	2.123	1:22.602	100	3.155	1:17.269
100	3.725	1:11.634	98	5.513	1:06.342	98	7.355	1:06.181	98	2.557	1:22.483	98	4.191	1:17.871
1	4.161	1:12.070	1	6.246	1:06.293	32	9.418	1:07.465	32	3.272	1:21.135	32	4.601	1:17.566
32	4.389	1:12.298	32	6.292	1:06.111	28	10.453	1:07.693	28	3.811	1:20.639	28	5.931	1:18.357
17	5.128	1:13.037	28	7.099	1:06.117	1	10.723	1:08.816	1	4.347	1:20.905	1	6.889	1:18.779
28	5.190	1:13.099	26	7.560	1:06.266	26	11.306	1:08.085	26	5.202	1:21.177	26	7.667	1:18.702
26	5.502	1:13.411	17	7.680	1:06.760	149	12.734	1:09.126	17	6.114	1:20.493	17	8.038	1:18.161
149	5.831	1:13.740	149	7.947	1:06.324	17	12.902	1:09.561	149	7.029	1:21.576	149	8.543	1:17.751
19	6.078	1:13.987	19	8.090	1:06.220	9	13.640	1:08.826	9	7.989	1:21.630	9	9.267	1:17.515
7	6.243	1:14.152	7	8.491	1:06.456	46	14.260	1:08.865	46	8.642	1:21.663	46	10.930	1:18.525
9	7.072	1:14.981	9	9.153	1:06.289	7	14.887	1:10.735	7	9.402	1:21.796	7	11.780	1:18.615
107	7.215	1:15.124	46	9.734	1:06.409	19	16.850	1:13.099	19	10.283	1:20.714	19	12.611	1:18.565
46	7.533	1:15.442	107	10.240	1:07.233	107	17.409	1:11.508	107	10.711	1:20.583	107	12.913	1:18.439
51	8.252	1:16.161	51	12.570	1:08.526	33	18.748	1:09.818	33	11.809	1:20.342	33	14.746	1:19.174
50	8.820	1:16.729	50	12.910	1:08.298	50	19.646	1:11.075	50	12.657	1:20.292	50	15.762	1:19.342
5	9.244	1:17.153	33	13.269	1:07.977	51	19.871	1:11.640	51	13.575	1:20.985	51	18.544	1:21.206
180	9.287	1:17.196	5	13.443	1:08.407	180	20.087	1:10.214	5	13.964	1:20.994	5	19.336	1:21.609
33	9.500	1:17.409	180	14.212	1:09.133	5	20.251	1:11.147	180	14.694	1:21.888	180	20.242	1:21.785
54	10.492	1:18.401	44	14.922	1:08.302	44	23.077	1:12.494	44	15.219	1:19.423	44	21.048	1:22.066
44	10.828	1:18.737	29	20.547	1:12.362	29	29.703	1:13.495	29	17.171	1:14.749	29	23.398	1:22.464
29	12.393	1:20.302												

Weather / Track : Bright / Dry

Results can be found at www.tsl-timing.com

Page 1 of 3

Brands Hatch Indy
 Circuit Length = 1.2079 miles
 Start: 14:19 Flag 14:34 End: 14:36

Printed - 14:48 Sunday, 08 September 2019

MSV Trackdays EnduroKA Series

RACE 4 - LAP CHART

LAP 6 @ 14:26:19.461			LAP 7 @ 14:27:23.741			LAP 8 @ 14:28:27.729			LAP 9 @ 14:29:32.076			LAP 10 @ 14:30:36.439		
NO	BEHIND	LAP TIME	NO	BEHIND	LAP TIME	NO	BEHIND	LAP TIME	NO	BEHIND	LAP TIME	NO	BEHIND	LAP TIME
114		1:04.108	114		1:04.280	114		1:03.988	114		1:04.347	114		1:04.363
111	0.877	1:04.105	111	1.211	1:04.614	111	1.398	1:04.175	111	1.340	1:04.289	111	1.777	1:04.800
18	3.218	1:04.992	18	4.010	1:05.072	18	5.154	1:05.132	18	5.873	1:05.066	18	6.818	1:05.308
100	4.754	1:05.707	100	6.415	1:05.941	100	7.789	1:05.362	32	9.619	1:05.621	32	11.623	1:06.367
32	6.291	1:05.798	32	7.308	1:05.297	32	8.345	1:05.025	100	9.648	1:06.206	100	11.666	1:06.381
98	6.362	1:06.279	98	7.661	1:05.579	98	9.054	1:05.381	98	10.279	1:05.572	98	12.172	1:06.256
28	7.179	1:05.356	28	8.466	1:05.567	28	9.855	1:05.377	28	10.928	1:05.420	28	12.408	1:05.843
1	8.446	1:05.665	1	9.685	1:05.519	1	11.147	1:05.450	1	12.361	1:05.561	1	13.188	1:05.190
17	9.550	1:05.620	17	11.464	1:06.194	17	13.047	1:05.571	149	15.084	1:06.179	149	16.165	1:05.444
26	9.724	1:06.165	149	11.866	1:06.034	149	13.252	1:05.374	9	15.292	1:05.826	9	17.152	1:06.223
149	10.112	1:05.677	9	12.151	1:05.535	9	13.813	1:05.650	26	15.892	1:05.874	26	17.403	1:05.874
9	10.896	1:05.737	26	12.288	1:06.844	26	14.365	1:06.065	7	17.766	1:05.730	7	18.699	1:05.296
46	12.708	1:05.886	7	14.916	1:06.292	7	16.383	1:05.455	46	20.570	1:06.718	46	22.949	1:06.742
7	12.904	1:05.232	46	15.714	1:07.286	46	18.199	1:06.473	107	21.264	1:06.065	107	22.992	1:06.091
19	14.547	1:06.044	19	16.512	1:06.245	107	19.546	1:06.736	19	23.216	1:07.030	33	25.834	1:06.487
107	15.031	1:06.226	107	16.798	1:06.047	19	20.533	1:08.009	33	23.710	1:06.122	19	26.830	1:07.977
33	17.142	1:06.504	33	19.598	1:06.736	33	21.935	1:06.325	50	28.466	1:08.084	50	31.515	1:07.412
50	18.677	1:07.023	50	21.547	1:07.150	50	24.729	1:07.170	51	35.381	1:08.076	51	39.736	1:08.718
51	23.169	1:08.733	51	27.184	1:08.295	51	31.652	1:08.456	44	37.412	1:09.533	44	40.309	1:07.260
5	23.806	1:08.578	5	28.030	1:08.504	44	32.226	1:08.013	5	38.163	1:09.480	5	41.532	1:07.732
180	24.453	1:08.319	44	28.201	1:07.770	5	33.030	1:08.988	180	40.421	1:10.693	180	44.567	1:08.509
44	24.711	1:07.771	180	29.136	1:08.963	180	34.075	1:08.927	17	49.043	1:40.343 P	17	54.200	1:09.520
29	30.587	1:11.297	29	37.856	1:11.549	29	46.090	1:12.222	29	52.998	1:11.255	29	59.970	1:11.335

Weather / Track : Bright / Dry

MSV Trackdays EnduroKA Series

RACE 4 - LAP CHART

LAP 11 @ 14:31:40.963			LAP 12 @ 14:32:45.845			LAP 13 @ 14:33:50.153			LAP 14 @ 14:34:54.407		
NO	BEHIND	LAP TIME	NO	BEHIND	LAP TIME	NO	BEHIND	LAP TIME	NO	BEHIND	LAP TIME
114		1:04.524	114		1:04.882	114		1:04.308	114		1:04.254
111	1.633	1:04.380	111	1.725	1:04.974	5	1 Lap	1:10.908	111	2.071	1:04.489
18	7.718	1:05.424	29	1 Lap	1:12.732	111	1.836	1:04.419	5	1 Lap	1:08.232
98	14.084	1:06.436	18	8.202	1:05.366	18	10.305	1:06.411	18	12.317	1:06.266
28	14.530	1:06.646	28	15.150	1:05.502	29	1 Lap	1:12.363	28	16.966	1:05.144
149	18.701	1:07.060	98	15.344	1:06.142	28	16.076	1:05.234	98	19.719	1:07.011
1	18.840	1:10.176	149	19.145	1:05.326	98	16.962	1:05.926	29	1 Lap	1:13.616
9	18.994	1:06.366	9	20.024	1:05.912	149	20.225	1:05.388	149	21.217	1:05.246
26	19.262	1:06.383	26	20.271	1:05.891	9	22.072	1:06.356	9	23.748	1:05.930
7	19.891	1:05.716	7	21.008	1:05.999	26	22.445	1:06.482	26	23.993	1:05.802
46	26.530	1:08.105	1	21.388	1:07.430	7	23.110	1:06.410	7	24.253	1:05.397
107	26.725	1:08.257	46	29.025	1:07.377	1	23.513	1:06.433	1	25.207	1:05.948
33	27.924	1:06.614	107	29.064	1:07.221	107	33.225	1:08.469	107	35.368	1:06.397
19	28.995	1:06.689	33	29.468	1:06.426	46	33.470	1:08.753	46	35.947	1:06.731
50	34.542	1:07.551	19	30.304	1:06.191	33	33.539	1:08.379	33	36.042	1:06.757
51	44.532	1:09.320	50	36.884	1:07.224	19	33.681	1:07.685	19	36.495	1:07.068
44	44.965	1:09.180	51	48.093	1:08.443	50	39.844	1:07.268	32	3 Laps	4:46.471
180	49.560	1:09.517	44	48.232	1:08.149	44	51.555	1:07.631	50	43.321	1:07.731
17	55.106	1:05.430	180	54.345	1:09.667	51	52.233	1:08.448	44	54.591	1:07.290
5	58.814	1:21.806 P	17	55.836	1:05.612	17	57.274	1:05.746	51	55.723	1:07.744
						180	59.723	1:09.686	17	59.036	1:06.016
									180	1:04.589	1:09.120

Weather / Track : Bright / Dry

Results can be found at www.tsl-timing.com

Page 3 of 3

Brands Hatch Indy
 Circuit Length = 1.2079 miles
 Start: 14:19 Flag 14:34 End: 14:36

Printed - 14:48 Sunday, 08 September 2019

MSV Trackdays EnduroKA Series

RACE 4 - LAP ANALYSIS

DIFF = Difference To Personal Best Lap

P1 114 Callum MCDOUGALL				
LAP	LAP TIME	DIFF	MPH	TIME OF DAY
1 -	1:07.909	3.921	64.03	14:20:23.288
2 -	1:04.208 (3)	0.220	67.72	14:21:27.496
3 -	1:04.339	0.351	67.58	14:22:31.835
4 -	1:27.281	23.293	49.82	14:23:59.116
5 -	1:16.237	12.249	57.04	14:25:15.353
6 -	1:04.108 (2)	0.120	67.83	14:26:19.461
7 -	1:04.280	0.292	67.65	14:27:23.741
8 -	1:03.988 (1)		67.95	14:28:27.729
9 -	1:04.347	0.359	67.58	14:29:32.076
10 -	1:04.363	0.375	67.56	14:30:36.439
11 -	1:04.524	0.536	67.39	14:31:40.963
12 -	1:04.882	0.894	67.02	14:32:45.845
13 -	1:04.308	0.320	67.62	14:33:50.153
14 -	1:04.254	0.266	67.67	14:34:54.407

P2 111 Adam SMITH				
LAP	LAP TIME	DIFF	MPH	TIME OF DAY
1 -	1:08.238	4.133	63.72	14:20:23.617
2 -	1:04.298	0.193	67.63	14:21:27.915
3 -	1:04.860	0.755	67.04	14:22:32.775
4 -	1:27.094	22.989	49.93	14:23:59.869
5 -	1:16.364	12.259	56.94	14:25:16.233
6 -	1:04.105 (1)		67.83	14:26:20.338
7 -	1:04.614	0.509	67.30	14:27:24.952
8 -	1:04.175 (2)	0.070	67.76	14:28:29.127
9 -	1:04.289 (3)	0.184	67.64	14:29:33.416
10 -	1:04.800	0.695	67.10	14:30:38.216
11 -	1:04.380	0.275	67.54	14:31:42.596
12 -	1:04.974	0.869	66.92	14:32:47.570
13 -	1:04.419	0.314	67.50	14:33:51.989
14 -	1:04.489	0.384	67.43	14:34:56.478

P3 18 Stratton MACKAY				
LAP	LAP TIME	DIFF	MPH	TIME OF DAY
1 -	1:08.866	3.874	63.14	14:20:24.245
2 -	1:05.356	0.364	66.53	14:21:29.601
3 -	1:05.561	0.569	66.32	14:22:35.162
4 -	1:25.272	20.280	50.99	14:24:00.434
5 -	1:17.253	12.261	56.29	14:25:17.687
6 -	1:04.992 (1)		66.90	14:26:22.679
7 -	1:05.072 (3)	0.080	66.82	14:27:27.751
8 -	1:05.132	0.140	66.76	14:28:32.883
9 -	1:05.066 (2)	0.074	66.83	14:29:37.949
10 -	1:05.308	0.316	66.58	14:30:43.257
11 -	1:05.424	0.432	66.46	14:31:48.681
12 -	1:05.366	0.374	66.52	14:32:54.047
13 -	1:06.411	1.419	65.48	14:34:00.458
14 -	1:06.266	1.274	65.62	14:35:06.724

P4 28 Adam BLAIR				
LAP	LAP TIME	DIFF	MPH	TIME OF DAY
1 -	1:13.099	7.955	59.48	14:20:28.478
2 -	1:06.117	0.973	65.77	14:21:34.595
3 -	1:07.693	2.549	64.24	14:22:42.288
4 -	1:20.639	15.495	53.92	14:24:02.927
5 -	1:18.357	13.213	55.49	14:25:21.284
6 -	1:05.356 (3)	0.212	66.53	14:26:26.640
7 -	1:05.567	0.423	66.32	14:27:32.207
8 -	1:05.377	0.233	66.51	14:28:37.584

DIFF = Difference To Personal Best Lap

9 -	1:05.420	0.276	66.47	14:29:43.004
10 -	1:05.843	0.699	66.04	14:30:48.847
11 -	1:06.646	1.502	65.24	14:31:55.493
12 -	1:05.502	0.358	66.38	14:33:00.995
13 -	1:05.234 (2)	0.090	66.66	14:34:06.229
14 -	1:05.144 (1)		66.75	14:35:11.373

P5 98 Ben LOWDEN				
LAP	LAP TIME	DIFF	MPH	TIME OF DAY
1 -	1:11.288	5.907	61.00	14:20:26.667
2 -	1:06.342	0.961	65.54	14:21:33.009
3 -	1:06.181	0.800	65.70	14:22:39.190
4 -	1:22.483	17.102	52.72	14:24:01.673
5 -	1:17.871	12.490	55.84	14:25:19.544
6 -	1:06.279	0.898	65.61	14:26:25.823
7 -	1:05.579 (3)	0.198	66.31	14:27:31.402
8 -	1:05.381 (1)		66.51	14:28:36.783
9 -	1:05.572 (2)	0.191	66.31	14:29:42.355
10 -	1:06.256	0.875	65.63	14:30:48.611
11 -	1:06.436	1.055	65.45	14:31:55.047
12 -	1:06.142	0.761	65.74	14:33:01.189
13 -	1:05.926	0.545	65.96	14:34:07.115
14 -	1:07.011	1.630	64.89	14:35:14.126

P6 149 Matt HIBBERD				
LAP	LAP TIME	DIFF	MPH	TIME OF DAY
1 -	1:13.740	8.494	58.97	14:20:29.119
2 -	1:06.324	1.078	65.56	14:21:35.443
3 -	1:09.126	3.880	62.90	14:22:44.569
4 -	1:21.576	16.330	53.30	14:24:06.145
5 -	1:17.751	12.505	55.92	14:25:23.896
6 -	1:05.677	0.431	66.21	14:26:29.573
7 -	1:06.034	0.788	65.85	14:27:35.607
8 -	1:05.374 (3)	0.128	66.51	14:28:40.981
9 -	1:06.179	0.933	65.70	14:29:47.160
10 -	1:05.444	0.198	66.44	14:30:52.604
11 -	1:07.060	1.814	64.84	14:31:59.664
12 -	1:05.326 (2)	0.080	66.56	14:33:04.990
13 -	1:05.388	0.142	66.50	14:34:10.378
14 -	1:05.246 (1)		66.64	14:35:15.624

P7 9 Darren GOES				
LAP	LAP TIME	DIFF	MPH	TIME OF DAY
1 -	1:14.981	9.446	57.99	14:20:30.360
2 -	1:06.289	0.754	65.60	14:21:36.649
3 -	1:08.826	3.291	63.18	14:22:45.475
4 -	1:21.630	16.095	53.27	14:24:07.105
5 -	1:17.515	11.980	56.10	14:25:24.620
6 -	1:05.737 (3)	0.202	66.15	14:26:30.357
7 -	1:05.535 (1)		66.35	14:27:35.892
8 -	1:05.650 (2)	0.115	66.23	14:28:41.542
9 -	1:05.826	0.291	66.06	14:29:47.368
10 -	1:06.223	0.688	65.66	14:30:53.591
11 -	1:06.366	0.831	65.52	14:31:59.957
12 -	1:05.912	0.377	65.97	14:33:05.869
13 -	1:06.356	0.821	65.53	14:34:12.225
14 -	1:05.930	0.395	65.95	14:35:18.155

P8 26 Nathan DEW				
LAP	LAP TIME	DIFF	MPH	TIME OF DAY
1 -	1:13.411	7.609	59.23	14:20:28.790

Weather / Track : Bright / Dry

Brands Hatch Indy
Circuit Length = 1.2079 miles
Start: 14:19 Flag 14:34 End: 14:36

MSV Trackdays EnduroKA Series

RACE 4 - LAP ANALYSIS

DIFF = Difference To Personal Best Lap

2 -	1:06.266	0.464	65.62	14:21:35.056
3 -	1:08.085	2.283	63.87	14:22:43.141
4 -	1:21.177	15.375	53.56	14:24:04.318
5 -	1:18.702	12.900	55.25	14:25:23.020
6 -	1:06.165	0.363	65.72	14:26:29.185
7 -	1:06.844	1.042	65.05	14:27:36.029
8 -	1:06.065	0.263	65.82	14:28:42.094
9 -	1:05.874 (2)	0.072	66.01	14:29:47.968
10 -	1:05.874 (2)	0.072	66.01	14:30:53.842
11 -	1:06.383	0.581	65.50	14:32:00.225
12 -	1:05.891	0.089	65.99	14:33:06.116
13 -	1:06.482	0.680	65.41	14:34:12.598
14 -	1:05.802 (1)		66.08	14:35:18.400

P9 7 Lee FINCH

LAP	LAP TIME	DIFF	MPH	TIME OF DAY
1 -	1:14.152	8.920	58.64	14:20:29.531
2 -	1:06.456	1.224	65.43	14:21:35.987
3 -	1:10.735	5.503	61.47	14:22:46.722
4 -	1:21.796	16.564	53.16	14:24:08.518
5 -	1:18.615	13.383	55.31	14:25:27.133
6 -	1:05.232 (1)		66.66	14:26:32.365
7 -	1:06.292	1.060	65.59	14:27:38.657
8 -	1:05.455	0.223	66.43	14:28:44.112
9 -	1:05.730	0.498	66.15	14:29:49.842
10 -	1:05.296 (2)	0.064	66.59	14:30:55.138
11 -	1:05.716	0.484	66.17	14:32:00.854
12 -	1:05.999	0.767	65.88	14:33:06.853
13 -	1:06.410	1.178	65.48	14:34:13.263
14 -	1:05.397 (3)	0.165	66.49	14:35:18.660

P10 1 Sam READ

LAP	LAP TIME	DIFF	MPH	TIME OF DAY
1 -	1:12.070	6.880	60.33	14:20:27.449
2 -	1:06.293	1.103	65.59	14:21:33.742
3 -	1:08.816	3.626	63.19	14:22:42.558
4 -	1:20.905	15.715	53.74	14:24:03.463
5 -	1:18.779	13.589	55.20	14:25:22.242
6 -	1:05.665	0.475	66.22	14:26:27.907
7 -	1:05.519 (3)	0.329	66.37	14:27:33.426
8 -	1:05.450 (2)	0.260	66.44	14:28:38.876
9 -	1:05.561	0.371	66.32	14:29:44.437
10 -	1:05.190 (1)		66.70	14:30:49.627
11 -	1:10.176	4.986	61.96	14:31:59.803
12 -	1:07.430	2.240	64.49	14:33:07.233
13 -	1:06.433	1.243	65.45	14:34:13.666
14 -	1:05.948	0.758	65.93	14:35:19.614

P11 107 Harry SCOTT

LAP	LAP TIME	DIFF	MPH	TIME OF DAY
1 -	1:15.124	9.077	57.88	14:20:30.503
2 -	1:07.233	1.186	64.67	14:21:37.736
3 -	1:11.508	5.461	60.81	14:22:49.244
4 -	1:20.583	14.536	53.96	14:24:09.827
5 -	1:18.439	12.392	55.43	14:25:28.266
6 -	1:06.226	0.179	65.66	14:26:34.492
7 -	1:06.047 (1)		65.84	14:27:40.539
8 -	1:06.736	0.689	65.16	14:28:47.275
9 -	1:06.065 (2)	0.018	65.82	14:29:53.340
10 -	1:06.091 (3)	0.044	65.79	14:30:59.431
11 -	1:08.257	2.210	63.70	14:32:07.688
12 -	1:07.221	1.174	64.69	14:33:14.909

DIFF = Difference To Personal Best Lap

13 -	1:08.469	2.422	63.51	14:34:23.378
14 -	1:06.397	0.350	65.49	14:35:29.775

P12 46 Rob GAFFNEY

LAP	LAP TIME	DIFF	MPH	TIME OF DAY
1 -	1:15.442	9.556	57.64	14:20:30.821
2 -	1:06.409 (2)	0.523	65.48	14:21:37.230
3 -	1:08.865	2.979	63.14	14:22:46.095
4 -	1:21.663	15.777	53.25	14:24:07.758
5 -	1:18.525	12.639	55.37	14:25:26.283
6 -	1:05.886 (1)		66.00	14:26:32.169
7 -	1:07.286	1.400	64.62	14:27:39.455
8 -	1:06.473 (3)	0.587	65.41	14:28:45.928
9 -	1:06.718	0.832	65.17	14:29:52.646
10 -	1:06.742	0.856	65.15	14:30:59.388
11 -	1:08.105	2.219	63.85	14:32:07.493
12 -	1:07.377	1.491	64.54	14:33:14.870
13 -	1:08.753	2.867	63.24	14:34:23.623
14 -	1:06.731	0.845	65.16	14:35:30.354

P13 33 Eric BOULLIER

LAP	LAP TIME	DIFF	MPH	TIME OF DAY
1 -	1:17.409	11.287	56.17	14:20:32.788
2 -	1:07.977	1.855	63.97	14:21:40.765
3 -	1:09.818	3.696	62.28	14:22:50.583
4 -	1:20.342	14.220	54.12	14:24:10.925
5 -	1:19.174	13.052	54.92	14:25:30.099
6 -	1:06.504	0.382	65.38	14:26:36.603
7 -	1:06.736	0.614	65.16	14:27:43.339
8 -	1:06.325 (2)	0.203	65.56	14:28:49.664
9 -	1:06.122 (1)		65.76	14:29:55.786
10 -	1:06.487	0.365	65.40	14:31:02.273
11 -	1:06.614	0.492	65.28	14:32:08.887
12 -	1:06.426 (3)	0.304	65.46	14:33:15.313
13 -	1:08.379	2.257	63.59	14:34:23.692
14 -	1:06.757	0.635	65.14	14:35:30.449

P14 19 Alex KERSTEN

LAP	LAP TIME	DIFF	MPH	TIME OF DAY
1 -	1:13.987	7.943	58.77	14:20:29.366
2 -	1:06.220 (3)	0.176	65.66	14:21:35.586
3 -	1:13.099	7.055	59.48	14:22:48.685
4 -	1:20.714	14.670	53.87	14:24:09.399
5 -	1:18.565	12.521	55.35	14:25:27.964
6 -	1:06.044 (1)		65.84	14:26:34.008
7 -	1:06.245	0.201	65.64	14:27:40.253
8 -	1:08.009	1.965	63.94	14:28:48.262
9 -	1:07.030	0.986	64.87	14:29:55.292
10 -	1:07.977	1.933	63.97	14:31:03.269
11 -	1:06.689	0.645	65.20	14:32:09.958
12 -	1:06.191 (2)	0.147	65.69	14:33:16.149
13 -	1:07.685	1.641	64.24	14:34:23.834
14 -	1:07.068	1.024	64.83	14:35:30.902

P15 50 Jon SENIOR

LAP	LAP TIME	DIFF	MPH	TIME OF DAY
1 -	1:16.729	9.706	56.67	14:20:32.108
2 -	1:08.298	1.275	63.67	14:21:40.406
3 -	1:11.075	4.052	61.18	14:22:51.481
4 -	1:20.292	13.269	54.15	14:24:11.773
5 -	1:19.342	12.319	54.80	14:25:31.115

Weather / Track : Bright / Dry

Brands Hatch Indy
Circuit Length = 1.2079 miles
Start: 14:19 Flag 14:34 End: 14:36

MSV Trackdays EnduroKA Series

RACE 4 - LAP ANALYSIS

DIFF = Difference To Personal Best Lap

6 -	1:07.023 (1)		64.88	14:26:38.138
7 -	1:07.150 (2)	0.127	64.75	14:27:45.288
8 -	1:07.170 (3)	0.147	64.74	14:28:52.458
9 -	1:08.084	1.061	63.87	14:30:00.542
10 -	1:07.412	0.389	64.50	14:31:07.954
11 -	1:07.551	0.528	64.37	14:32:15.505
12 -	1:07.224	0.201	64.68	14:33:22.729
13 -	1:07.268	0.245	64.64	14:34:29.997
14 -	1:07.731	0.708	64.20	14:35:37.728

P16 44 Mark MATHIESON

LAP	LAP TIME	DIFF	MPH	TIME OF DAY
1 -	1:18.737	11.477	55.22	14:20:34.116
2 -	1:08.302	1.042	63.66	14:21:42.418
3 -	1:12.494	5.234	59.98	14:22:54.912
4 -	1:19.423	12.163	54.75	14:24:14.335
5 -	1:22.066	14.806	52.98	14:25:36.401
6 -	1:07.771	0.511	64.16	14:26:44.172
7 -	1:07.770	0.510	64.16	14:27:51.942
8 -	1:08.013	0.753	63.93	14:28:59.955
9 -	1:09.533	2.273	62.54	14:30:09.488
10 -	1:07.260 (1)		64.65	14:31:16.748
11 -	1:09.180	1.920	62.85	14:32:25.928
12 -	1:08.149	0.889	63.81	14:33:34.077
13 -	1:07.631 (3)	0.371	64.29	14:34:41.708
14 -	1:07.290 (2)	0.030	64.62	14:35:48.998

P17 51 Vic HOPE

LAP	LAP TIME	DIFF	MPH	TIME OF DAY
1 -	1:16.161	8.417	57.09	14:20:31.540
2 -	1:08.526	0.782	63.45	14:21:40.066
3 -	1:11.640	3.896	60.70	14:22:51.706
4 -	1:20.985	13.241	53.69	14:24:12.691
5 -	1:21.206	13.462	53.55	14:25:33.897
6 -	1:08.733	0.989	63.26	14:26:42.630
7 -	1:08.295 (3)	0.551	63.67	14:27:50.925
8 -	1:08.456	0.712	63.52	14:28:59.381
9 -	1:08.076 (2)	0.332	63.87	14:30:07.457
10 -	1:08.718	0.974	63.28	14:31:16.175
11 -	1:09.320	1.576	62.73	14:32:25.495
12 -	1:08.443	0.699	63.53	14:33:33.938
13 -	1:08.448	0.704	63.53	14:34:42.386
14 -	1:07.744 (1)		64.19	14:35:50.130

P18 17 Freddy HEWITT

LAP	LAP TIME	DIFF	MPH	TIME OF DAY
1 -	1:13.037	7.607	59.53	14:20:28.416
2 -	1:06.760	1.330	65.13	14:21:35.176
3 -	1:09.561	4.131	62.51	14:22:44.737
4 -	1:20.493	15.063	54.02	14:24:05.230
5 -	1:18.161	12.731	55.63	14:25:23.391
6 -	1:05.620	0.190	66.26	14:26:29.011
7 -	1:06.194	0.764	65.69	14:27:35.205
8 -	1:05.571 (2)	0.141	66.31	14:28:40.776
9 -	1:40.343 P	34.913	43.33	14:30:21.119
10 -	1:09.520	4.090	62.55	14:31:30.639
11 -	1:05.430 (1)		66.46	14:32:36.069
12 -	1:05.612 (3)	0.182	66.27	14:33:41.681
13 -	1:05.746	0.316	66.14	14:34:47.427
14 -	1:06.016	0.586	65.87	14:35:53.443

DIFF = Difference To Personal Best Lap

P19 180 Wayne CLELAND				
LAP	LAP TIME	DIFF	MPH	TIME OF DAY
1 -	1:17.196	8.877	56.33	14:20:32.575
2 -	1:09.133	0.814	62.90	14:21:41.708
3 -	1:10.214	1.895	61.93	14:22:51.922
4 -	1:21.888	13.569	53.10	14:24:13.810
5 -	1:21.785	13.466	53.17	14:25:35.595
6 -	1:08.319 (1)		63.65	14:26:43.914
7 -	1:08.963	0.644	63.05	14:27:52.877
8 -	1:08.927 (3)	0.608	63.08	14:29:01.804
9 -	1:10.693	2.374	61.51	14:30:12.497
10 -	1:08.509 (2)	0.190	63.47	14:31:21.006
11 -	1:09.517	1.198	62.55	14:32:30.523
12 -	1:09.667	1.348	62.41	14:33:40.190
13 -	1:09.686	1.367	62.40	14:34:49.876
14 -	1:09.120	0.801	62.91	14:35:58.996

P20 5 Mark PENNY

LAP	LAP TIME	DIFF	MPH	TIME OF DAY
1 -	1:17.153	9.421	56.36	14:20:32.532
2 -	1:08.407 (3)	0.675	63.56	14:21:40.939
3 -	1:11.147	3.415	61.12	14:22:52.086
4 -	1:20.994	13.262	53.69	14:24:13.080
5 -	1:21.609	13.877	53.28	14:25:34.689
6 -	1:08.578	0.846	63.41	14:26:43.267
7 -	1:08.504	0.772	63.47	14:27:51.771
8 -	1:08.988	1.256	63.03	14:29:00.759
9 -	1:09.480	1.748	62.58	14:30:10.239
10 -	1:07.732 (1)		64.20	14:31:17.971
11 -	1:21.806 P	14.074	53.15	14:32:39.777
12 -	1:10.908	3.176	61.32	14:33:50.685
13 -	1:08.232 (2)	0.500	63.73	14:34:58.917

P21 29 David BYWATER

LAP	LAP TIME	DIFF	MPH	TIME OF DAY
1 -	1:20.302	9.047	54.15	14:20:35.681
2 -	1:12.362	1.107	60.09	14:21:48.043
3 -	1:13.495	2.240	59.16	14:23:01.538
4 -	1:14.749	3.494	58.17	14:24:16.287
5 -	1:22.464	11.209	52.73	14:25:38.751
6 -	1:11.297 (2)	0.042	60.99	14:26:50.048
7 -	1:11.549	0.294	60.77	14:28:01.597
8 -	1:12.222	0.967	60.21	14:29:13.819
9 -	1:11.255 (1)		61.02	14:30:25.074
10 -	1:11.335 (3)	0.080	60.96	14:31:36.409
11 -	1:12.732	1.477	59.78	14:32:49.141
12 -	1:12.363	1.108	60.09	14:34:01.504
13 -	1:13.616	2.361	59.07	14:35:15.120

P22 32 Frank FROSTICK

LAP	LAP TIME	DIFF	MPH	TIME OF DAY
1 -	1:12.298	7.273	60.14	14:20:27.677
2 -	1:06.111	1.086	65.77	14:21:33.788
3 -	1:07.465	2.440	64.45	14:22:41.253
4 -	1:21.135	16.110	53.59	14:24:02.388
5 -	1:17.566	12.541	56.06	14:25:19.954
6 -	1:05.798	0.773	66.09	14:26:25.752
7 -	1:05.297 (2)	0.272	66.59	14:27:31.049
8 -	1:05.025 (1)		66.87	14:28:36.074
9 -	1:05.621 (3)	0.596	66.26	14:29:41.695
10 -	1:06.367	1.342	65.52	14:30:48.062

Brands Hatch Indy

Circuit Length = 1.2079 miles

Start: 14:19 Flag 14:34 End: 14:36

Weather / Track : Bright / Dry

MSV Trackdays EnduroKA Series

RACE 4 - LAP ANALYSIS

DIFF = Difference To Personal Best Lap

11 - 4:46.471 3:41.446 15.17 14:35:34.533

P23 100 David STUBBS				
LAP	LAP TIME	DIFF	MPH	TIME OF DAY
1 -	1:11.634	6.272	60.70	14:20:27.013
2 -	1:05.771 (3)	0.409	66.11	14:21:32.784
3 -	1:05.853	0.491	66.03	14:22:38.637
4 -	1:22.602	17.240	52.64	14:24:01.239
5 -	1:17.269	11.907	56.27	14:25:18.508
6 -	1:05.707 (2)	0.345	66.18	14:26:24.215
7 -	1:05.941	0.579	65.94	14:27:30.156
8 -	1:05.362 (1)		66.53	14:28:35.518
9 -	1:06.206	0.844	65.68	14:29:41.724
10 -	1:06.381	1.019	65.50	14:30:48.105

P24 54 Neal BLAKES				
LAP	LAP TIME	DIFF	MPH	TIME OF DAY
1 -	1:18.401 (1)		55.46	14:20:33.780

MSV Trackdays EnduroKA Series

RACE 4 - STATISTICS

Competitors Started 24
Planned Start 2019-09-08 @ 14:25:00.000
Actual Start 2019-09-08 @ 14:19:15.378
Finish Time 2019-09-08 @ 14:34:53.137
Track Length 1.2079mi.
Total Laps 314
Total Distance Covered 379.2949mi.

Session Fastest Lap History

NO	CL	NAME	LAP TIME	TIME OF DAY	LAP	VEHICLE
114		Callum MCDOUGALL	1:07.909	14:20:23.301	1	Ford KA
114		Callum MCDOUGALL	1:04.208	14:21:27.508	2	Ford KA
114		Callum MCDOUGALL	1:04.108	14:26:19.473	6	Ford KA
111		Adam SMITH	1:04.105	14:26:20.350	6	Ford KA
114		Callum MCDOUGALL	1:03.988	14:28:27.741	8	Ford KA

Session Leader History

NO	CL	NAME	FROM LAP	LAPS LED	DISTANCE	VEHICLE
114		Callum MCDOUGALL	1	14	16.91 miles	Ford KA

Flag History

TYPE	TIME OF DAY
GREEN	14:19:15.378
SAFETY	14:22:16.851
GREEN	14:25:14.358
FINISH	14:34:53.137

Flag Statistics

TYPE	COUNT	TOTAL LAPS	TOTAL TIME
Green	2	12	13:58.678
Red	0	0	0.000
Safety Car	1	2	2:57.506
FCY	0	0	0.000

Weather / Track : Bright / Dry

These results are provisional until the conclusion of any judicial and technical matters.

Brands Hatch Indy

Circuit Length = 1.2079 miles

Start: 14:19 Flag 14:34 End: 14:36

Clerk Of Course :		Timekeeper :
-------------------	--	--------------

MSV Trackdays EnduroKA Series

RACE 4 - STATISTICS

CLASS :

24 Starters

Fastest Lap History

NO	NAME	LAP TIME	TIME OF DAY	LAP	VEHICLE
114	Callum MCDOUGALL	1:07.909	14:20:23.301	1	Ford KA
114	Callum MCDOUGALL	1:04.208	14:21:27.508	2	Ford KA
114	Callum MCDOUGALL	1:04.108	14:26:19.473	6	Ford KA
111	Adam SMITH	1:04.105	14:26:20.350	6	Ford KA
114	Callum MCDOUGALL	1:03.988	14:28:27.741	8	Ford KA

Leader History

NO	NAME	FROM LAP	LAPS LED	DISTANCE	VEHICLE
114	Callum MCDOUGALL	1	14	16.91 miles	Ford KA

Weather / Track : Bright / Dry

These results are provisional until the conclusion of any judicial and technical matters.

Brands Hatch Indy

Circuit Length = 1.2079 miles

Start: 14:19 Flag 14:34 End: 14:36

Clerk Of Course :


Timekeeper :

MSV Trackdays EnduroKA Series

RACE 6 - GRID - AMENDED (15 minutes)

ROW 12	23	54 Martin CARPENTER	24	100 Tylor BALLARD
ROW 11	21	29 Martin DAVEY	22	32 Frank FROSTICK
ROW 10	19	180 Collin FRENCH	20	5 Mark PENNY
ROW 9	17	51 Malcolm HARDING	18	17 Freddy HEWITT
ROW 8	15	50 Jon SENIOR	16	44 Graham HOARE
ROW 7	13	33 Mark MATHIESON	14	19 Matt ROBINSON
ROW 6	11	107 Benjamin MONDAY	12	46 Rob GAFFNEY
ROW 5	9	7 Joe BRAGG	10	1 Clinton BELL
ROW 4	7	9 Darren GOES	8	26 Scott KIRWAN
ROW 3	5	98 Pete DIGNAN	6	149 Stefan MARSH
ROW 2	3	18 Dave MAYER	4	28 David HARRIS
ROW 1	1	114 Callum MCDOUGALL	2	111 Martyn SMITH

Pole



Car 99 - Chase Car - Pit lane starter
Car 100 - Back of grid as driver disqualified from previous race

Brands Hatch Indy
Circuit Length = 1.2079 miles

These results are provisional until the conclusion of any judicial and technical matters.

Clerk Of Course :	Steward :	Timekeeper :
-------------------	-----------	--------------

MSV Trackdays EnduroKA Series

RACE 6 - CLASSIFICATION - AMENDED

POS	NO	CL	PIC NAME	ENTRY	LAPS	TIME	GAP	DIFF	MPH	BEST	ON
1	114	1	Callum MCDOUGALL	Ford KA - Frugal Racing	14	15:05.566			67.22	1:04.094	4
2	111	2	Martyn SMITH	Ford KA - Octane Junkies	14	15:15.130	9.564	9.564	66.52	1:04.594	6
3	98	3	Pete DIGNAN	Ford KA - PistonHeads	14	15:26.549	20.983	11.419	65.70	1:05.335	9
4	18	4	Dave MAYER	Ford KA - CHR Motorsport with MOTEX	14	15:27.516	21.950	0.967	65.63	1:05.679	2
5	149	5	Stefan MARSH	Ford KA - Club Racing UK	14	15:28.666	23.100	1.150	65.55	1:05.521	10
6	32	6	Frank FROSTICK	Ford KA - Frost Racing	14	15:35.551	29.985	6.885	65.07	1:04.845	12
7	100	7	Tylor BALLARD	Ford KA - SuperKA Racing	14	15:35.800	30.234	0.249	65.05	1:04.901	14
8	46	8	Rob GAFFNEY	Ford KA - Amigo Motorsport	14	15:35.811	30.245	0.011	65.05	1:06.042	2
9	17	9	Freddy HEWITT	Ford KA - Team Cheetah	14	15:37.660	32.094	1.849	64.92	1:05.426	14
10	1	10	Clinton BELL	Ford KA - Burton Power Racing	14	15:41.454	35.888	3.794	64.66	1:05.804	11
11	28	11	David HARRIS	Ford KA - IP Racing	14	15:41.774	36.208	0.320	64.64	1:05.784	10
12	33	12	Mark MATHIESON	Ford KA - Graves Motorsport	14	15:42.122	36.556	0.348	64.62	1:05.239	7
13	19	13	Matt ROBINSON	Ford KA - LDR Performance Tuning	14	15:48.302	42.736	6.180	64.19	1:06.559	9
14	107	14	Benjamin MONDAY	Ford KA - 107 Racing	14	15:50.085	44.519	1.783	64.07	1:06.423	10
15	50	15	Jon SENIOR	Ford KA - Tango & Crash	14	15:51.321	45.755	1.236	63.99	1:06.535	12
16	29	16	Martin DAVEY	Ford KA - LDR Performance Tuning	14	15:51.669	46.103	0.348	63.97	1:06.632	8
17	180	17	Collin FRENCH	Ford KA - Shine Automotive	14	15:55.111	49.545	3.442	63.74	1:06.737	10
18	51	18	Malcolm HARDING	Ford KA - Barwell Auto Sport	14	16:03.796	58.230	8.685	63.16	1:06.873	9
19	5	19	Mark PENNY	Ford KA - Fiveoclock Racing	14	16:06.643	1:01.077	2.847	62.98	1:07.376	10
20	44	20	Graham HOARE	Ford KA - Almost Racers	13	15:17.235	1 Lap	1 Lap	61.63	1:08.481	12
21	54	21	Martin CARPENTER	Ford KA - Powerbell Services	13	15:17.711	1 Lap	0.476	61.60	1:07.984	10

NOT CLASSIFIED

DNF	26		Scott KIRWAN	Ford KA - NMD Motorsport	12	13:16.346	2 Laps	1 Lap	65.52	1:05.376	3
DNF	9		Darren GOES	Ford KA - KAstrol	12	13:16.699	2 Laps	0.353	65.49	1:05.202	3
DQ	7*		Joe BRAGG	Ford KA - G & B FINCH LTD	0						

FASTEST LAP

114	Callum MCDOUGALL	Ford KA - Frugal Racing	4	1:04.094	67.84 mph	109.18 kph
-----	------------------	-------------------------	---	----------	-----------	------------

Car 99 - Chase Car - 1st

Cars 111 and 149 - Black and white flag for exceeding track limits

Car 7 - Disqualified from race result for eligibility reg Reg C3.1.1

Weather / Track : Bright / Dry

These results are provisional until the conclusion of any judicial and technical matters.

Brands Hatch Indy

Circuit Length = 1.2079 miles

Start: 15:33 Flag 15:48 End: 15:49

Clerk Of Course :	Steward :	Timekeeper :
-------------------	-----------	--------------

MSV Trackdays EnduroKA Series

RACE 6 - LAP CHART

LAP 1 @ 15:34:08.277			LAP 2 @ 15:35:12.573			LAP 3 @ 15:36:16.832			LAP 4 @ 15:37:20.926			LAP 5 @ 15:38:25.366		
NO	BEHIND	LAP TIME	NO	BEHIND	LAP TIME	NO	BEHIND	LAP TIME	NO	BEHIND	LAP TIME	NO	BEHIND	LAP TIME
114		1:07.867	114		1:04.296	114		1:04.259	114		1:04.094	114		1:04.440
111	0.263	1:08.130	111	0.733	1:04.766	111	1.119	1:04.645	111	1.645	1:04.620	111	1.946	1:04.741
18	1.796	1:09.663	18	3.179	1:05.679	18	4.858	1:05.938	18	6.507	1:05.743	18	8.348	1:06.281
98	2.508	1:10.375	149	3.957	1:05.654	149	5.278	1:05.580	149	6.846	1:05.662	149	8.811	1:06.405
149	2.599	1:10.466	98	4.357	1:06.145	98	5.439	1:05.341	98	7.228	1:05.883	9	9.542	1:06.417
9	3.564	1:11.431	9	5.046	1:05.778	9	5.989	1:05.202	9	7.565	1:05.670	26	9.882	1:06.245
26	3.959	1:11.826	26	5.563	1:05.900	26	6.680	1:05.376	26	8.077	1:05.491	98	9.928	1:07.140
46	4.407	1:12.274	46	6.153	1:06.042	46	8.108	1:06.214	46	10.102	1:06.088	46	12.812	1:07.150
28	4.805	1:12.672	7	7.974	1:07.086	7	10.545	1:06.830	7	14.061	1:07.610	7	16.313	1:06.692
7	5.184	1:13.051	28	9.904	1:09.395	28	12.618	1:06.973	28	15.384	1:06.860	28	17.806	1:06.862
1	6.148	1:14.015	1	10.063	1:08.211	1	12.892	1:07.088	17	15.807	1:06.681	17	18.130	1:06.763
107	6.309	1:14.176	19	10.694	1:08.483	17	13.220	1:06.524	1	16.163	1:07.365	1	18.262	1:06.539
19	6.507	1:14.374	17	10.955	1:08.437	32	13.734	1:06.301	19	16.408	1:06.714	100	18.465	1:06.274
17	6.814	1:14.681	107	11.397	1:09.384	19	13.788	1:07.353	100	16.631	1:06.634	19	18.938	1:06.970
33	6.952	1:14.819	32	11.692	1:06.919	100	14.091	1:06.269	32	18.285	1:08.645	32	19.127	1:05.282
50	8.105	1:15.972	50	11.957	1:08.148	107	15.145	1:08.007	107	18.423	1:07.372	107	21.033	1:07.050
180	8.446	1:16.313	100	12.081	1:07.254	50	16.108	1:08.410	50	18.997	1:06.983	50	21.646	1:07.089
32	9.069	1:16.936	180	12.392	1:08.242	180	16.414	1:08.281	180	19.455	1:07.135	51	23.128	1:07.243
100	9.123	1:16.990	29	13.840	1:08.533	29	16.990	1:07.409	29	19.872	1:06.976	33	23.274	1:07.236
51	9.176	1:17.043	51	14.018	1:09.138	51	17.280	1:07.521	51	20.325	1:07.139	29	23.345	1:07.913
29	9.603	1:17.470	33	16.133	1:13.477	33	17.811	1:05.937	33	20.478	1:06.761	180	23.770	1:08.755
5	9.807	1:17.674	44	16.176	1:10.002	5	22.500	1:10.266	5	26.569	1:08.163	5	30.106	1:07.977
44	10.470	1:18.337	5	16.493	1:10.982	44	22.972	1:11.055	44	29.037	1:10.159	54	34.010	1:08.946
54	12.275	1:20.142	54	18.031	1:10.052	54	23.387	1:09.615	54	29.504	1:10.211	44	34.347	1:09.750

Weather / Track : Bright / Dry

MSV Trackdays EnduroKA Series

RACE 6 - LAP CHART

LAP 6 @ 15:39:29.844			LAP 7 @ 15:40:34.437			LAP 8 @ 15:41:38.776			LAP 9 @ 15:42:43.144			LAP 10 @ 15:43:47.657		
NO	BEHIND	LAP TIME	NO	BEHIND	LAP TIME	NO	BEHIND	LAP TIME	NO	BEHIND	LAP TIME	NO	BEHIND	LAP TIME
114		1:04.478	114		1:04.593	114		1:04.339	114		1:04.368	114		1:04.513
111	2.062	1:04.594	111	2.430	1:04.961	111	2.819	1:04.728	111	3.135	1:04.684	111	3.642	1:05.020
18	9.604	1:05.734	18	11.003	1:05.992	18	12.678	1:06.014	18	14.351	1:06.041	18	15.517	1:05.679
149	10.277	1:05.944	149	11.705	1:06.021	149	13.830	1:06.464	149	15.267	1:05.805	149	16.275	1:05.521
9	10.423	1:05.359	9	11.803	1:05.973	98	14.670	1:06.511	98	15.637	1:05.335	98	16.757	1:05.633
26	11.317	1:05.913	26	12.319	1:05.595	9	15.039	1:07.575	26	16.480	1:05.545	26	17.676	1:05.709
98	11.507	1:06.057	98	12.498	1:05.584	26	15.303	1:07.323	9	17.214	1:06.543	9	18.240	1:05.539
46	14.597	1:06.263	46	16.593	1:06.589	46	18.394	1:06.140	46	20.370	1:06.344	46	22.977	1:07.120
7	18.907	1:07.072	7	21.240	1:06.926	17	23.844	1:06.627	32	25.767	1:05.950	32	26.304	1:05.050
28	19.811	1:06.483	17	21.556	1:06.134	32	24.185	1:05.903	17	26.261	1:06.785	100	27.927	1:06.153
17	20.015	1:06.363	100	21.702	1:05.808	7	24.622	1:07.721	100	26.287	1:05.831	17	28.274	1:06.526
100	20.487	1:06.500	28	22.407	1:07.189	100	24.824	1:07.461	7	26.979	1:06.725	7	28.566	1:06.100
32	21.033	1:06.384	32	22.621	1:06.181	28	25.695	1:07.627	1	27.629	1:06.163	1	29.069	1:05.953
1	21.147	1:07.363	1	23.264	1:06.710	1	25.834	1:06.909	28	28.246	1:06.919	28	29.517	1:05.784
19	21.676	1:07.216	19	24.094	1:07.011	19	26.403	1:06.648	19	28.594	1:06.559	33	30.492	1:06.281
107	23.532	1:06.977	107	25.825	1:06.886	33	27.439	1:05.705	33	28.724	1:05.653	19	33.087	1:09.006
33	25.427	1:06.631	33	26.073	1:05.239	107	29.515	1:08.029	107	32.673	1:07.526	107	34.583	1:06.423
50	25.701	1:08.533	50	27.996	1:06.888	50	30.992	1:07.335	50	33.485	1:06.861	50	35.720	1:06.748
51	26.360	1:07.710	29	29.646	1:07.749	29	31.939	1:06.632	29	34.443	1:06.872	29	36.773	1:06.843
29	26.490	1:07.623	51	30.137	1:08.370	51	32.881	1:07.083	51	35.386	1:06.873	51	37.869	1:06.996
180	27.312	1:08.020	180	30.842	1:08.123	180	33.542	1:07.039	180	35.991	1:06.817	180	38.215	1:06.737
5	33.438	1:07.810	5	36.630	1:07.785	5	39.816	1:07.525	5	43.245	1:07.797	5	46.108	1:07.376
54	39.509	1:09.977	44	44.928	1:09.642	44	50.173	1:09.584	54	54.849	1:08.902	54	58.320	1:07.984
44	39.879	1:10.010	54	44.963	1:10.047	54	50.315	1:09.691	44	55.082	1:09.277	44	59.662	1:09.093

Weather / Track : Bright / Dry

MSV Trackdays EnduroKA Series

RACE 6 - LAP CHART

LAP 11 @ 15:44:52.353			LAP 12 @ 15:45:56.780			LAP 13 @ 15:47:01.064			LAP 14 @ 15:48:05.976		
NO	BEHIND	LAP TIME	NO	BEHIND	LAP TIME	NO	BEHIND	LAP TIME	NO	BEHIND	LAP TIME
114		1:04.696	114		1:04.427	114		1:04.284	114		1:04.912
111	3.802	1:04.856	44	1 Lap	1:09.744	44	1 Lap	1:08.481	111	9.564	1:08.597
18	16.982	1:06.161	54	1 Lap	1:13.476	111	5.879	1:06.125	44	1 Lap	1:12.101
149	17.547	1:05.968	111	4.038	1:04.663	54	1 Lap	1:09.118	54	1 Lap	1:09.550
98	17.627	1:05.566	18	18.499	1:05.944	98	20.512	1:05.969	98	20.983	1:05.383
26	18.649	1:05.669	98	18.827	1:05.627	18	20.769	1:06.554	18	21.950	1:06.093
9	18.796	1:05.252	149	19.726	1:06.606	149	22.071	1:06.629	149	23.100	1:05.941
46	24.504	1:06.223	26	19.976	1:05.754	46	28.286	1:06.284	32	29.985	1:06.154
32	26.929	1:05.321	9	20.329	1:05.960	32	28.743	1:05.680	100	30.234	1:04.901
100	28.411	1:05.180	46	26.286	1:06.209	100	30.245	1:05.155	46	30.245	1:06.871
17	29.186	1:05.608	32	27.347	1:04.845	17	31.580	1:05.547	17	32.094	1:05.426
7	29.984	1:06.114	100	29.374	1:05.390	7	32.821	1:05.688	7	33.791	1:05.882
1	30.177	1:05.804	17	30.317	1:05.558	1	33.651	1:06.214	1	35.888	1:07.149
28	30.703	1:05.882	7	31.417	1:05.860	28	34.038	1:06.161	28	36.208	1:07.082
33	31.172	1:05.376	1	31.721	1:05.971	33	34.356	1:05.700	33	36.556	1:07.112
19	35.068	1:06.677	28	32.161	1:05.885	19	40.338	1:07.052	19	42.736	1:07.310
107	37.091	1:07.204	33	32.940	1:06.195	107	42.303	1:07.224	107	44.519	1:07.128
50	37.659	1:06.635	19	37.570	1:06.929	50	42.995	1:07.512	50	45.755	1:07.672
29	38.721	1:06.644	107	39.363	1:06.699	29	43.638	1:06.888	29	46.103	1:07.377
51	40.312	1:07.139	50	39.767	1:06.535	180	46.894	1:07.283	180	49.545	1:07.563
180	40.596	1:07.077	29	41.034	1:06.740	51	52.465	1:12.761	51	58.230	1:10.677
5	49.296	1:07.884	180	43.895	1:07.726	5	57.555	1:08.966	5	1:01.077	1:08.434
			51	43.988	1:08.103						
			5	52.873	1:08.004						

Weather / Track : Bright / Dry

Results can be found at www.tsl-timing.com

Page 3 of 3

Brands Hatch Indy
 Circuit Length = 1.2079 miles
 Start: 15:33 Flag 15:48 End: 15:49

Printed - 15:50 Sunday, 08 September 2019

MSV Trackdays EnduroKA Series

RACE 6 - LAP ANALYSIS

DIFF = Difference To Personal Best Lap

P1 114 Callum MCDOUGALL				
LAP	LAP TIME	DIFF	MPH	TIME OF DAY
1 -	1:07.867	3.773	64.07	15:34:08.277
2 -	1:04.296	0.202	67.63	15:35:12.573
3 -	1:04.259 (2)	0.165	67.67	15:36:16.832
4 -	1:04.094 (1)		67.84	15:37:20.926
5 -	1:04.440	0.346	67.48	15:38:25.366
6 -	1:04.478	0.384	67.44	15:39:29.844
7 -	1:04.593	0.499	67.32	15:40:34.437
8 -	1:04.339	0.245	67.58	15:41:38.776
9 -	1:04.368	0.274	67.55	15:42:43.144
10 -	1:04.513	0.419	67.40	15:43:47.657
11 -	1:04.696	0.602	67.21	15:44:52.353
12 -	1:04.427	0.333	67.49	15:45:56.780
13 -	1:04.284 (3)	0.190	67.64	15:47:01.064
14 -	1:04.912	0.818	66.99	15:48:05.976

P2 111 Martyn SMITH				
LAP	LAP TIME	DIFF	MPH	TIME OF DAY
1 -	1:08.130	3.536	63.82	15:34:08.540
2 -	1:04.766	0.172	67.14	15:35:13.306
3 -	1:04.645 (3)	0.051	67.26	15:36:17.951
4 -	1:04.620 (2)	0.026	67.29	15:37:22.571
5 -	1:04.741	0.147	67.16	15:38:27.312
6 -	1:04.594 (1)		67.32	15:39:31.906
7 -	1:04.961	0.367	66.94	15:40:36.867
8 -	1:04.728	0.134	67.18	15:41:41.595
9 -	1:04.684	0.090	67.22	15:42:46.279
10 -	1:05.020	0.426	66.88	15:43:51.299
11 -	1:04.856	0.262	67.05	15:44:56.155
12 -	1:04.663	0.069	67.25	15:46:00.818
13 -	1:06.125	1.531	65.76	15:47:06.943
14 -	1:08.597	4.003	63.39	15:48:15.540

P3 98 Pete DIGNAN				
LAP	LAP TIME	DIFF	MPH	TIME OF DAY
1 -	1:10.375	5.040	61.79	15:34:10.785
2 -	1:06.145	0.810	65.74	15:35:16.930
3 -	1:05.341 (2)	0.006	66.55	15:36:22.271
4 -	1:05.883	0.548	66.00	15:37:28.154
5 -	1:07.140	1.805	64.76	15:38:35.294
6 -	1:06.057	0.722	65.83	15:39:41.351
7 -	1:05.584	0.249	66.30	15:40:46.935
8 -	1:06.511	1.176	65.38	15:41:53.446
9 -	1:05.335 (1)		66.55	15:42:58.781
10 -	1:05.633	0.298	66.25	15:44:04.414
11 -	1:05.566	0.231	66.32	15:45:09.980
12 -	1:05.627	0.292	66.26	15:46:15.607
13 -	1:05.969	0.634	65.91	15:47:21.576
14 -	1:05.383 (3)	0.048	66.50	15:48:26.959

P4 18 Dave MAYER				
LAP	LAP TIME	DIFF	MPH	TIME OF DAY
1 -	1:09.663	3.984	62.42	15:34:10.073
2 -	1:05.679 (1)		66.20	15:35:15.752
3 -	1:05.938	0.259	65.94	15:36:21.690
4 -	1:05.743	0.064	66.14	15:37:27.433
5 -	1:06.281	0.602	65.60	15:38:33.714
6 -	1:05.734 (3)	0.055	66.15	15:39:39.448
7 -	1:05.992	0.313	65.89	15:40:45.440
8 -	1:06.014	0.335	65.87	15:41:51.454

DIFF = Difference To Personal Best Lap

9 -	1:06.041	0.362	65.84	15:42:57.495
10 -	1:05.679 (1)		66.20	15:44:03.174
11 -	1:06.161	0.482	65.72	15:45:09.335
12 -	1:05.944	0.265	65.94	15:46:15.279
13 -	1:06.554	0.875	65.33	15:47:21.833
14 -	1:06.093	0.414	65.79	15:48:27.926

P5 149 Stefan MARSH				
LAP	LAP TIME	DIFF	MPH	TIME OF DAY
1 -	1:10.466	4.945	61.71	15:34:10.876
2 -	1:05.654 (3)	0.133	66.23	15:35:16.530
3 -	1:05.580 (2)	0.059	66.30	15:36:22.110
4 -	1:05.662	0.141	66.22	15:37:27.772
5 -	1:06.405	0.884	65.48	15:38:34.177
6 -	1:05.944	0.423	65.94	15:39:40.121
7 -	1:06.021	0.500	65.86	15:40:46.142
8 -	1:06.464	0.943	65.42	15:41:52.606
9 -	1:05.805	0.284	66.08	15:42:58.411
10 -	1:05.521 (1)		66.36	15:44:03.932
11 -	1:05.968	0.447	65.91	15:45:09.900
12 -	1:06.606	1.085	65.28	15:46:16.506
13 -	1:06.629	1.108	65.26	15:47:23.135
14 -	1:05.941	0.420	65.94	15:48:29.076

P6 32 Frank FROSTICK				
LAP	LAP TIME	DIFF	MPH	TIME OF DAY
1 -	1:16.936	12.091	56.52	15:34:17.346
2 -	1:06.919	2.074	64.98	15:35:24.265
3 -	1:06.301	1.456	65.58	15:36:30.566
4 -	1:08.645	3.800	63.34	15:37:39.211
5 -	1:05.282 (3)	0.437	66.61	15:38:44.493
6 -	1:06.384	1.539	65.50	15:39:50.877
7 -	1:06.181	1.336	65.70	15:40:57.058
8 -	1:05.903	1.058	65.98	15:42:02.961
9 -	1:05.950	1.105	65.93	15:43:08.911
10 -	1:05.050 (2)	0.205	66.85	15:44:13.961
11 -	1:05.321	0.476	66.57	15:45:19.282
12 -	1:04.845 (1)		67.06	15:46:24.127
13 -	1:05.680	0.835	66.20	15:47:29.807
14 -	1:06.154	1.309	65.73	15:48:35.961

P7 100 Tylor BALLARD				
LAP	LAP TIME	DIFF	MPH	TIME OF DAY
1 -	1:16.990	12.089	56.48	15:34:17.400
2 -	1:07.254	2.353	64.65	15:35:24.654
3 -	1:06.269	1.368	65.62	15:36:30.923
4 -	1:06.634	1.733	65.26	15:37:37.557
5 -	1:06.274	1.373	65.61	15:38:43.831
6 -	1:06.500	1.599	65.39	15:39:50.331
7 -	1:05.808	0.907	66.08	15:40:56.139
8 -	1:07.461	2.560	64.46	15:42:03.600
9 -	1:05.831	0.930	66.05	15:43:09.431
10 -	1:06.153	1.252	65.73	15:44:15.584
11 -	1:05.180 (3)	0.279	66.71	15:45:20.764
12 -	1:05.390	0.489	66.50	15:46:26.154
13 -	1:05.155 (2)	0.254	66.74	15:47:31.309
14 -	1:04.901 (1)		67.00	15:48:36.210

P8 46 Rob GAFFNEY				
LAP	LAP TIME	DIFF	MPH	TIME OF DAY
1 -	1:12.274	6.232	60.16	15:34:12.684

Weather / Track : Bright / Dry

Brands Hatch Indy
Circuit Length = 1.2079 miles
Start: 15:33 Flag 15:48 End: 15:49

MSV Trackdays EnduroKA Series

RACE 6 - LAP ANALYSIS

DIFF = Difference To Personal Best Lap

2 -	1:06.042 (1)		65.84	15:35:18.726
3 -	1:06.214	0.172	65.67	15:36:24.940
4 -	1:06.088 (2)	0.046	65.80	15:37:31.028
5 -	1:07.150	1.108	64.75	15:38:38.178
6 -	1:06.263	0.221	65.62	15:39:44.441
7 -	1:06.589	0.547	65.30	15:40:51.030
8 -	1:06.140 (3)	0.098	65.74	15:41:57.170
9 -	1:06.344	0.302	65.54	15:43:03.514
10 -	1:07.120	1.078	64.78	15:44:10.634
11 -	1:06.223	0.181	65.66	15:45:16.857
12 -	1:06.209	0.167	65.67	15:46:23.066
13 -	1:06.284	0.242	65.60	15:47:29.350
14 -	1:06.871	0.829	65.02	15:48:36.221

P9 17 Freddy HEWITT

LAP	LAP TIME	DIFF	MPH	TIME OF DAY
1 -	1:14.681	9.255	58.22	15:34:15.091
2 -	1:08.437	3.011	63.54	15:35:23.528
3 -	1:06.524	1.098	65.36	15:36:30.052
4 -	1:06.681	1.255	65.21	15:37:36.733
5 -	1:06.763	1.337	65.13	15:38:43.496
6 -	1:06.363	0.937	65.52	15:39:49.859
7 -	1:06.134	0.708	65.75	15:40:55.993
8 -	1:06.627	1.201	65.26	15:42:02.620
9 -	1:06.785	1.359	65.11	15:43:09.405
10 -	1:06.526	1.100	65.36	15:44:15.931
11 -	1:05.608	0.182	66.28	15:45:21.539
12 -	1:05.558 (3)	0.132	66.33	15:46:27.097
13 -	1:05.547 (2)	0.121	66.34	15:47:32.644
14 -	1:05.426 (1)		66.46	15:48:38.070

P10 7 Joe BRAGG

LAP	LAP TIME	DIFF	MPH	TIME OF DAY
1 -	1:13.051	7.363	59.52	15:34:13.461
2 -	1:07.086	1.398	64.82	15:35:20.547
3 -	1:06.830	1.142	65.06	15:36:27.377
4 -	1:07.610	1.922	64.31	15:37:34.987
5 -	1:06.692	1.004	65.20	15:38:41.679
6 -	1:07.072	1.384	64.83	15:39:48.751
7 -	1:06.926	1.238	64.97	15:40:55.677
8 -	1:07.721	2.033	64.21	15:42:03.398
9 -	1:06.725	1.037	65.17	15:43:10.123
10 -	1:06.100	0.412	65.78	15:44:16.223
11 -	1:06.114	0.426	65.77	15:45:22.337
12 -	1:05.860 (2)	0.172	66.02	15:46:28.197
13 -	1:05.688 (1)		66.20	15:47:33.885
14 -	1:05.882 (3)	0.194	66.00	15:48:39.767

P11 1 Clinton BELL

LAP	LAP TIME	DIFF	MPH	TIME OF DAY
1 -	1:14.015	8.211	58.75	15:34:14.425
2 -	1:08.211	2.407	63.75	15:35:22.636
3 -	1:07.088	1.284	64.81	15:36:29.724
4 -	1:07.365	1.561	64.55	15:37:37.089
5 -	1:06.539	0.735	65.35	15:38:43.628
6 -	1:07.363	1.559	64.55	15:39:50.991
7 -	1:06.710	0.906	65.18	15:40:57.701
8 -	1:06.909	1.105	64.99	15:42:04.610
9 -	1:06.163	0.359	65.72	15:43:10.773
10 -	1:05.953 (2)	0.149	65.93	15:44:16.726
11 -	1:05.804 (1)		66.08	15:45:22.530
12 -	1:05.971 (3)	0.167	65.91	15:46:28.501

DIFF = Difference To Personal Best Lap

13 -	1:06.214	0.410	65.67	15:47:34.715
14 -	1:07.149	1.345	64.76	15:48:41.864

P12 28 David HARRIS

LAP	LAP TIME	DIFF	MPH	TIME OF DAY
1 -	1:12.672	6.888	59.83	15:34:13.082
2 -	1:09.395	3.611	62.66	15:35:22.477
3 -	1:06.973	1.189	64.93	15:36:29.450
4 -	1:06.860	1.076	65.04	15:37:36.310
5 -	1:06.862	1.078	65.03	15:38:43.172
6 -	1:06.483	0.699	65.40	15:39:49.655
7 -	1:07.189	1.405	64.72	15:40:56.844
8 -	1:07.627	1.843	64.30	15:42:04.471
9 -	1:06.919	1.135	64.98	15:43:11.390
10 -	1:05.784 (1)		66.10	15:44:17.174
11 -	1:05.882 (2)	0.098	66.00	15:45:23.056
12 -	1:05.885 (3)	0.101	66.00	15:46:28.941
13 -	1:06.161	0.377	65.72	15:47:35.102
14 -	1:07.082	1.298	64.82	15:48:42.184

P13 33 Mark MATHIESON

LAP	LAP TIME	DIFF	MPH	TIME OF DAY
1 -	1:14.819	9.580	58.12	15:34:15.229
2 -	1:13.477	8.238	59.18	15:35:28.706
3 -	1:05.937	0.698	65.95	15:36:34.643
4 -	1:06.761	1.522	65.13	15:37:41.404
5 -	1:07.236	1.997	64.67	15:38:48.640
6 -	1:06.631	1.392	65.26	15:39:55.271
7 -	1:05.239 (1)		66.65	15:41:00.510
8 -	1:05.705	0.466	66.18	15:42:06.215
9 -	1:05.653 (3)	0.414	66.23	15:43:11.868
10 -	1:06.281	1.042	65.60	15:44:18.149
11 -	1:05.376 (2)	0.137	66.51	15:45:23.525
12 -	1:06.195	0.956	65.69	15:46:29.720
13 -	1:05.700	0.461	66.18	15:47:35.420
14 -	1:07.112	1.873	64.79	15:48:42.532

P14 19 Matt ROBINSON

LAP	LAP TIME	DIFF	MPH	TIME OF DAY
1 -	1:14.374	7.815	58.46	15:34:14.784
2 -	1:08.483	1.924	63.49	15:35:23.267
3 -	1:07.353	0.794	64.56	15:36:30.620
4 -	1:06.714	0.155	65.18	15:37:37.334
5 -	1:06.970	0.411	64.93	15:38:44.304
6 -	1:07.216	0.657	64.69	15:39:51.520
7 -	1:07.011	0.452	64.89	15:40:58.531
8 -	1:06.648 (2)	0.089	65.24	15:42:05.179
9 -	1:06.559 (1)		65.33	15:43:11.738
10 -	1:09.006	2.447	63.01	15:44:20.744
11 -	1:06.677 (3)	0.118	65.21	15:45:27.421
12 -	1:06.929	0.370	64.97	15:46:34.350
13 -	1:07.052	0.493	64.85	15:47:41.402
14 -	1:07.310	0.751	64.60	15:48:48.712

P15 107 Benjamin MONDAY

LAP	LAP TIME	DIFF	MPH	TIME OF DAY
1 -	1:14.176	7.753	58.62	15:34:14.586
2 -	1:09.384	2.961	62.67	15:35:23.970
3 -	1:08.007	1.584	63.94	15:36:31.977
4 -	1:07.372	0.949	64.54	15:37:39.349
5 -	1:07.050	0.627	64.85	15:38:46.399

Weather / Track : Bright / Dry

Brands Hatch Indy
Circuit Length = 1.2079 miles
Start: 15:33 Flag 15:48 End: 15:49

MSV Trackdays EnduroKA Series

RACE 6 - LAP ANALYSIS

DIFF = Difference To Personal Best Lap

6 -	1:06.977	0.554	64.92	15:39:53.376
7 -	1:06.886 (3)	0.463	65.01	15:41:00.262
8 -	1:08.029	1.606	63.92	15:42:08.291
9 -	1:07.526	1.103	64.39	15:43:15.817
10 -	1:06.423 (1)		65.46	15:44:22.240
11 -	1:07.204	0.781	64.70	15:45:29.444
12 -	1:06.699 (2)	0.276	65.19	15:46:36.143
13 -	1:07.224	0.801	64.68	15:47:43.367
14 -	1:07.128	0.705	64.78	15:48:50.495

P16 50 Jon SENIOR

LAP	LAP TIME	DIFF	MPH	TIME OF DAY
1 -	1:15.972	9.437	57.23	15:34:16.382
2 -	1:08.148	1.613	63.81	15:35:24.530
3 -	1:08.410	1.875	63.56	15:36:32.940
4 -	1:06.983	0.448	64.92	15:37:39.923
5 -	1:07.089	0.554	64.81	15:38:47.012
6 -	1:08.533	1.998	63.45	15:39:55.545
7 -	1:06.888	0.353	65.01	15:41:02.433
8 -	1:07.335	0.800	64.58	15:42:09.768
9 -	1:06.861	0.326	65.03	15:43:16.629
10 -	1:06.748 (3)	0.213	65.14	15:44:23.377
11 -	1:06.635 (2)	0.100	65.26	15:45:30.012
12 -	1:06.535 (1)		65.35	15:46:36.547
13 -	1:07.512	0.977	64.41	15:47:44.059
14 -	1:07.672	1.137	64.26	15:48:51.731

P17 29 Martin DAVEY

LAP	LAP TIME	DIFF	MPH	TIME OF DAY
1 -	1:17.470	10.838	56.13	15:34:17.880
2 -	1:08.533	1.901	63.45	15:35:26.413
3 -	1:07.409	0.777	64.51	15:36:33.822
4 -	1:06.976	0.344	64.92	15:37:40.798
5 -	1:07.913	1.281	64.03	15:38:48.711
6 -	1:07.623	0.991	64.30	15:39:56.334
7 -	1:07.749	1.117	64.18	15:41:04.083
8 -	1:06.632 (1)		65.26	15:42:10.715
9 -	1:06.872	0.240	65.02	15:43:17.587
10 -	1:06.843	0.211	65.05	15:44:24.430
11 -	1:06.644 (2)	0.012	65.25	15:45:31.074
12 -	1:06.740 (3)	0.108	65.15	15:46:37.814
13 -	1:06.888	0.256	65.01	15:47:44.702
14 -	1:07.377	0.745	64.54	15:48:52.079

P18 180 Collin FRENCH

LAP	LAP TIME	DIFF	MPH	TIME OF DAY
1 -	1:16.313	9.576	56.98	15:34:16.723
2 -	1:08.242	1.505	63.72	15:35:24.965
3 -	1:08.281	1.544	63.68	15:36:33.246
4 -	1:07.135	0.398	64.77	15:37:40.381
5 -	1:08.755	2.018	63.24	15:38:49.136
6 -	1:08.020	1.283	63.93	15:39:57.156
7 -	1:08.123	1.386	63.83	15:41:05.279
8 -	1:07.039 (3)	0.302	64.86	15:42:12.318
9 -	1:06.817 (2)	0.080	65.08	15:43:19.135
10 -	1:06.737 (1)		65.16	15:44:25.872
11 -	1:07.077	0.340	64.83	15:45:32.949
12 -	1:07.726	0.989	64.20	15:46:40.675
13 -	1:07.283	0.546	64.63	15:47:47.958
14 -	1:07.563	0.826	64.36	15:48:55.521

DIFF = Difference To Personal Best Lap

P19 51 Malcolm HARDING				
LAP	LAP TIME	DIFF	MPH	TIME OF DAY
1 -	1:17.043	10.170	56.44	15:34:17.453
2 -	1:09.138	2.265	62.89	15:35:26.591
3 -	1:07.521	0.648	64.40	15:36:34.112
4 -	1:07.139	0.266	64.77	15:37:41.251
5 -	1:07.243	0.370	64.66	15:38:48.494
6 -	1:07.710	0.837	64.22	15:39:56.204
7 -	1:08.370	1.497	63.60	15:41:04.574
8 -	1:07.083 (3)	0.210	64.82	15:42:11.657
9 -	1:06.873 (1)		65.02	15:43:18.530
10 -	1:06.996 (2)	0.123	64.90	15:44:25.526
11 -	1:07.139	0.266	64.77	15:45:32.665
12 -	1:08.103	1.230	63.85	15:46:40.768
13 -	1:12.761	5.888	59.76	15:47:53.529
14 -	1:10.677	3.804	61.52	15:49:04.206

P20 5 Mark PENNY

LAP	LAP TIME	DIFF	MPH	TIME OF DAY
1 -	1:17.674	10.298	55.98	15:34:18.084
2 -	1:10.982	3.606	61.26	15:35:29.066
3 -	1:10.266	2.890	61.88	15:36:39.332
4 -	1:08.163	0.787	63.79	15:37:47.495
5 -	1:07.977	0.601	63.97	15:38:55.472
6 -	1:07.810	0.434	64.12	15:40:03.282
7 -	1:07.785 (3)	0.409	64.15	15:41:11.067
8 -	1:07.525 (2)	0.149	64.39	15:42:18.592
9 -	1:07.797	0.421	64.14	15:43:26.389
10 -	1:07.376 (1)		64.54	15:44:33.765
11 -	1:07.884	0.508	64.05	15:45:41.649
12 -	1:08.004	0.628	63.94	15:46:49.653
13 -	1:08.966	1.590	63.05	15:47:58.619
14 -	1:08.434	1.058	63.54	15:49:07.053

P21 44 Graham HOARE

LAP	LAP TIME	DIFF	MPH	TIME OF DAY
1 -	1:18.337	9.856	55.51	15:34:18.747
2 -	1:10.002	1.521	62.12	15:35:28.749
3 -	1:11.055	2.574	61.20	15:36:39.804
4 -	1:10.159	1.678	61.98	15:37:49.963
5 -	1:09.750	1.269	62.34	15:38:59.713
6 -	1:10.010	1.529	62.11	15:40:09.723
7 -	1:09.642	1.161	62.44	15:41:19.365
8 -	1:09.584	1.103	62.49	15:42:28.949
9 -	1:09.277 (3)	0.796	62.77	15:43:38.226
10 -	1:09.093 (2)	0.612	62.93	15:44:47.319
11 -	1:09.744	1.263	62.35	15:45:57.063
12 -	1:08.481 (1)		63.50	15:47:05.544
13 -	1:12.101	3.620	60.31	15:48:17.645

P22 54 Martin CARPENTER

LAP	LAP TIME	DIFF	MPH	TIME OF DAY
1 -	1:20.142	12.158	54.26	15:34:20.552
2 -	1:10.052	2.068	62.07	15:35:30.604
3 -	1:09.615	1.631	62.46	15:36:40.219
4 -	1:10.211	2.227	61.93	15:37:50.430
5 -	1:08.946 (3)	0.962	63.07	15:38:59.376
6 -	1:09.977	1.993	62.14	15:40:09.353
7 -	1:10.047	2.063	62.08	15:41:19.400
8 -	1:09.691	1.707	62.39	15:42:29.091
9 -	1:08.902 (2)	0.918	63.11	15:43:37.993

Brands Hatch Indy

Circuit Length = 1.2079 miles

Start: 15:33 Flag 15:48 End: 15:49

Weather / Track : Bright / Dry

MSV Trackdays EnduroKA Series

RACE 6 - LAP ANALYSIS

DIFF = Difference To Personal Best Lap

10 -	1:07.984 (1)		63.96	15:44:45.977
11 -	1:13.476	5.492	59.18	15:45:59.453
12 -	1:09.118	1.134	62.91	15:47:08.571
13 -	1:09.550	1.566	62.52	15:48:18.121

P23 26 Scott KIRWAN				
LAP	LAP TIME	DIFF	MPH	TIME OF DAY

1 -	1:11.826	6.450	60.54	15:34:12.236
2 -	1:05.900	0.524	65.98	15:35:18.136
3 -	1:05.376 (1)		66.51	15:36:23.512
4 -	1:05.491 (2)	0.115	66.40	15:37:29.003
5 -	1:06.245	0.869	65.64	15:38:35.248
6 -	1:05.913	0.537	65.97	15:39:41.161
7 -	1:05.595	0.219	66.29	15:40:46.756
8 -	1:07.323	1.947	64.59	15:41:54.079
9 -	1:05.545 (3)	0.169	66.34	15:42:59.624
10 -	1:05.709	0.333	66.17	15:44:05.333
11 -	1:05.669	0.293	66.22	15:45:11.002
12 -	1:05.754	0.378	66.13	15:46:16.756

P24 9 Darren GOES				
LAP	LAP TIME	DIFF	MPH	TIME OF DAY

1 -	1:11.431	6.229	60.87	15:34:11.841
2 -	1:05.778	0.576	66.11	15:35:17.619
3 -	1:05.202 (1)		66.69	15:36:22.821
4 -	1:05.670	0.468	66.21	15:37:28.491
5 -	1:06.417	1.215	65.47	15:38:34.908
6 -	1:05.359 (3)	0.157	66.53	15:39:40.267
7 -	1:05.973	0.771	65.91	15:40:46.240
8 -	1:07.575	2.373	64.35	15:41:53.815
9 -	1:06.543	1.341	65.35	15:43:00.358
10 -	1:05.539	0.337	66.35	15:44:05.897
11 -	1:05.252 (2)	0.050	66.64	15:45:11.149
12 -	1:05.960	0.758	65.92	15:46:17.109

MSV Trackdays EnduroKA Series

RACE 6 - STATISTICS

Competitors Started 24
Planned Start 2019-09-08 @ 15:45:00.000
Actual Start 2019-09-08 @ 15:33:00.409
Finish Time 2019-09-08 @ 15:48:01.886
Track Length 1.2079mi.
Total Laps 330
Total Distance Covered 398.6220mi.

Session Fastest Lap History

NO	CL	NAME	LAP TIME	TIME OF DAY	LAP	VEHICLE
114		Callum MCDOUGALL	1:07.867	15:34:08.288	1	Ford KA
114		Callum MCDOUGALL	1:04.296	15:35:12.584	2	Ford KA
114		Callum MCDOUGALL	1:04.259	15:36:16.843	3	Ford KA
114		Callum MCDOUGALL	1:04.094	15:37:20.938	4	Ford KA

Session Leader History

NO	CL	NAME	FROM LAP	LAPS LED	DISTANCE	VEHICLE
114		Callum MCDOUGALL	1	14	16.91 miles	Ford KA

Flag History

TYPE	TIME OF DAY
GREEN	15:33:00.409
FINISH	15:48:01.886

Flag Statistics

TYPE	COUNT	TOTAL LAPS	TOTAL TIME
Green	1	14	16:13.041
Red	0	0	0.000
Safety Car	0	0	0.000
FCY	0	0	0.000

Weather / Track : Bright / Dry

These results are provisional until the conclusion of any judicial and technical matters.

Brands Hatch Indy
Circuit Length = 1.2079 miles
Start: 15:33 Flag 15:48 End: 15:49

Clerk Of Course :	Timekeeper :
-------------------	--------------

MSV Trackdays EnduroKA Series

RACE 6 - STATISTICS

CLASS :

24 Starters

Fastest Lap History

NO	NAME	LAP TIME	TIME OF DAY	LAP	VEHICLE
114	Callum MCDOUGALL	1:07.867	15:34:08.288	1	Ford KA
114	Callum MCDOUGALL	1:04.296	15:35:12.584	2	Ford KA
114	Callum MCDOUGALL	1:04.259	15:36:16.843	3	Ford KA
114	Callum MCDOUGALL	1:04.094	15:37:20.938	4	Ford KA

Leader History

NO	NAME	FROM LAP	LAPS LED	DISTANCE	VEHICLE
114	Callum MCDOUGALL	1	14	16.91 miles	Ford KA

Weather / Track : Bright / Dry

These results are provisional until the conclusion of any judicial and technical matters.

Brands Hatch Indy

Circuit Length = 1.2079 miles

Start: 15:33 Flag 15:48 End: 15:49

Clerk Of Course :


Timekeeper :

MSV Trackdays EnduroKA Series

RACE 9 - GRID - AMENDED (15 minutes)

ROW 12	23	9	Darren GOES	24	7	Vince TURP
ROW 11	21	54	Neal BLAKES	22	26	Nathan DEW
ROW 10	19	5	Mark PENNY	20	44	Marcus BOYLE
ROW 9	17	180	Wayne CLELAND	18	51	Malcolm HARDING
ROW 8	15	50	Jon SENIOR	16	29	David BYWATER
ROW 7	13	19	Alex KERSTEN	14	107	Harry SCOTT
ROW 6	11	28	Mark FIGES	12	33	Graham HOARE
ROW 5	9	17	Freddy HEWITT	10	1	Sam READ
ROW 4	7	100	Jake FRASER BURNS	8	46	Rob GAFFNEY
ROW 3	5	149	Nick HOLMES	6	32	Eric BOULLIER
ROW 2	3	98	Sam SHEEHAN	4	18	Paul ROBSON
ROW 1	1	114	Callum MCDOUGALL	2	111	Adam SMITH

Pole



Car 99 - Chase Car - Pit lane starter
Car 7 - Back of grid as disqualified from previous race

Brands Hatch Indy
Circuit Length = 1.2079 miles

These results are provisional until the conclusion of any judicial and technical matters.

Clerk Of Course :	Steward :	Timekeeper :
-------------------	-----------	--------------

MSV Trackdays EnduroKA Series

RACE 9 - CLASSIFICATION - AMENDED

POS	NO	CL	PIC NAME	ENTRY	LAPS	TIME	GAP	DIFF	MPH	BEST	ON
1	114	1	Callum MCDUGALL	Ford KA - Frugal Racing	14	15:05.908			67.20	1:04.252	9
2	100	2	Jake FRASER BURNS	Ford KA - SuperKA Racing	14	15:18.054	12.146	12.146	66.31	1:04.987	10
3	98	3	Sam SHEEHAN	Ford KA - PistonHeads	14	15:18.935	13.027	0.881	66.25	1:04.931	10
4	18	4	Paul ROBSON	Ford KA - CHR Motorsport with MOTEX	14	15:19.157	13.249	0.222	66.23	1:04.169	14
5	149	5	Nick HOLMES	Ford KA - Club Racing UK	14	15:27.533	21.625	8.376	65.63	1:05.071	7
6	32	6	Eric BOULLIER	Ford KA - Frost Racing	14	15:31.605	25.697	4.072	65.35	1:05.170	10
7	46*	7	Rob GAFFNEY	Ford KA - Amigo Motorsport	14	15:32.102	26.194	0.497	65.31	1:05.644	7
8	111	8	Adam SMITH	Ford KA - Octane Junkies	14	15:33.643	27.735	1.541	65.20	1:04.490	7
9	1	9	Sam READ	Ford KA - Burton Power Racing	14	15:34.194	28.286	0.551	65.16	1:05.400	11
10	17	10	Freddy HEWITT	Ford KA - Team Cheetah	14	15:36.986	31.078	2.792	64.97	1:04.834	5
11	7	11	Vince TURP	Ford KA - G & B FINCH LTD	14	15:38.380	32.472	1.394	64.87	1:05.142	11
12	107	12	Harry SCOTT	Ford KA - 107 Racing	14	15:40.753	34.845	2.373	64.71	1:05.949	7
13	33	13	Graham HOARE	Ford KA - Graves Motorsport	14	15:44.055	38.147	3.302	64.48	1:05.505	10
14	19	14	Alex KERSTEN	Ford KA - LDR Performance Tuning	14	15:45.740	39.832	1.685	64.37	1:05.935	5
15	28	15	Mark FIGES	Ford KA - IP Racing	14	15:52.350	46.442	6.610	63.92	1:05.782	2
16	9	16	Darren GOES	Ford KA - KAstrol	14	15:54.925	49.017	2.575	63.75	1:06.777	13
17	5	17	Mark PENNY	Ford KA - Fiveoclock Racing	14	15:58.623	52.715	3.698	63.50	1:07.165	8
18	180	18	Wayne CLELAND	Ford KA - Shine Automotive	14	15:58.966	53.058	0.343	63.48	1:07.440	5
19	54	19	Neal BLAKES	Ford KA - Powerbell Services	14	15:59.226	53.318	0.260	63.46	1:06.998	10
20	51	20	Malcolm HARDING	Ford KA - Barwell Auto Sport	14	15:59.458	53.550	0.232	63.45	1:06.492	12
21	44	21	Marcus BOYLE	Ford KA - Almost Racers	14	16:08.500	1:02.592	9.042	62.86	1:07.752	10
22	29	22	David BYWATER	Ford KA - LDR Performance Tuning	13	15:55.607	1 Lap	1 Lap	59.15	1:11.046	2

NOT CLASSIFIED

DNF	26		Nathan DEW	Ford KA - NMD Motorsport	13	14:30.938	1 Lap		64.90	1:05.587	4
-----	----	--	------------	--------------------------	----	-----------	-------	--	-------	----------	---

FASTEST LAP

	18		Paul ROBSON	Ford KA - CHR Motorsport with MOTEX	14	1:04.169			67.76 mph	109.06 kph	
--	----	--	-------------	-------------------------------------	----	----------	--	--	-----------	------------	--

Car 99 - Chase Car - 5th overall

Car 46 - Black and white flag for exceeding track limits

Brands Hatch Indy

Circuit Length = 1.2079 miles

Start: 17:16 Flag 17:31 End: 17:32

Weather / Track : Bright / Dry

These results are provisional until the conclusion of any judicial and technical matters.

Clerk Of Course :	Steward :	Timekeeper :

MSV Trackdays EnduroKA Series

RACE 9 - LAP CHART

LAP 1 @ 17:17:23.568			LAP 2 @ 17:18:28.062			LAP 3 @ 17:19:32.713			LAP 4 @ 17:20:37.099			LAP 5 @ 17:21:41.569		
NO	BEHIND	LAP TIME	NO	BEHIND	LAP TIME	NO	BEHIND	LAP TIME	NO	BEHIND	LAP TIME	NO	BEHIND	LAP TIME
114		1:08.212	114		1:04.494	114		1:04.651	114		1:04.386	114		1:04.470
98	1.554	1:09.766	100	3.021	1:05.583	100	3.534	1:05.164	100	4.452	1:05.304	100	5.026	1:05.044
149	1.673	1:09.885	98	3.083	1:06.023	98	4.195	1:05.763	98	5.140	1:05.331	98	5.824	1:05.154
100	1.932	1:10.144	149	3.245	1:06.066	149	4.656	1:06.062	149	7.134	1:06.864	149	8.559	1:05.895
18	2.069	1:10.281	18	4.313	1:06.738	18	4.687	1:05.025	18	7.711	1:07.410	18	8.588	1:05.347
111	2.618	1:10.830	111	4.526	1:06.402	111	4.984	1:05.109	17	8.353	1:06.626	17	8.717	1:04.834
46	2.678	1:10.890	46	4.759	1:06.575	17	6.113	1:05.775	46	8.676	1:06.913	46	10.090	1:05.884
17	2.796	1:11.008	17	4.989	1:06.687	46	6.149	1:06.041	28	8.869	1:06.378	28	10.991	1:06.592
28	3.963	1:12.175	28	5.251	1:05.782	28	6.877	1:06.277	32	9.845	1:06.285	32	11.641	1:06.266
32	4.618	1:12.830	32	6.593	1:06.469	32	7.946	1:06.004	1	10.376	1:06.112	1	12.087	1:06.181
1	5.425	1:13.637	1	7.111	1:06.180	1	8.650	1:06.190	19	11.848	1:06.528	19	13.313	1:05.935
19	5.777	1:13.989	19	7.919	1:06.636	19	9.706	1:06.438	107	13.664	1:06.378	107	15.965	1:06.771
33	6.480	1:14.692	33	8.810	1:06.824	107	11.672	1:07.149	26	13.872	1:05.587	26	16.022	1:06.620
107	6.863	1:15.075	107	9.174	1:06.805	33	12.087	1:07.928	33	14.946	1:07.245	33	16.921	1:06.445
180	7.873	1:16.085	180	11.374	1:07.995	26	12.671	1:05.882	111	18.216	1:17.618	111	18.543	1:04.797
5	8.035	1:16.247	26	11.440	1:07.069	180	14.982	1:08.259	180	18.956	1:08.360	7	19.787	1:05.199
26	8.865	1:17.077	5	11.993	1:08.452	5	15.256	1:07.914	7	19.058	1:06.075	180	21.926	1:07.440
51	9.629	1:17.841	51	14.395	1:09.260	7	17.369	1:06.337	5	19.159	1:08.289	9	22.418	1:06.784
54	10.079	1:18.291	9	14.557	1:08.666	9	17.429	1:07.523	9	20.104	1:07.061	5	22.484	1:07.795
9	10.385	1:18.597	54	14.993	1:09.408	54	19.321	1:08.979	54	22.667	1:07.732	54	25.863	1:07.666
7	10.615	1:18.827	44	15.557	1:09.322	44	20.623	1:09.717	44	25.019	1:08.782	44	29.067	1:08.518
44	10.729	1:18.941	7	15.683	1:09.562	51	21.364	1:11.620	51	28.091	1:11.113	51	30.667	1:07.046
29	13.143	1:21.355	29	19.695	1:11.046	29	27.847	1:12.803	29	35.805	1:12.344	29	42.969	1:11.634

Weather / Track : Bright / Dry

MSV Trackdays EnduroKA Series

RACE 9 - LAP CHART

LAP 6 @ 17:22:45.877			LAP 7 @ 17:23:50.183			LAP 8 @ 17:24:54.585			LAP 9 @ 17:25:58.837			LAP 10 @ 17:27:03.354		
NO	BEHIND	LAP TIME	NO	BEHIND	LAP TIME	NO	BEHIND	LAP TIME	NO	BEHIND	LAP TIME	NO	BEHIND	LAP TIME
114		1:04.308	114		1:04.306	114		1:04.402	114		1:04.252	114		1:04.517
100	5.943	1:05.225	100	6.755	1:05.118	100	7.762	1:05.409	29	1 Lap	1:13.056	100	9.061	1:04.987
98	6.512	1:04.996	98	7.252	1:05.046	98	7.990	1:05.140	100	8.591	1:05.081	98	9.464	1:04.931
18	8.838	1:04.558	18	8.891	1:04.359	18	8.803	1:04.314	98	9.050	1:05.312	18	10.340	1:05.300
17	10.366	1:05.957	17	11.280	1:05.220	17	12.330	1:05.452	18	9.557	1:05.006	29	1 Lap	1:14.062
149	10.839	1:06.588	149	11.604	1:05.071	149	12.589	1:05.387	17	14.408	1:06.330	17	16.214	1:06.323
46	11.470	1:05.688	46	12.808	1:05.644	46	14.344	1:05.938	149	14.499	1:06.162	149	16.257	1:06.275
32	13.005	1:05.672	32	14.280	1:05.581	32	16.116	1:06.238	46	16.203	1:06.111	46	17.633	1:05.947
1	13.469	1:05.690	1	14.798	1:05.635	1	16.371	1:05.975	32	17.369	1:05.505	32	18.022	1:05.170
28	15.200	1:08.517	28	17.402	1:06.508	28	19.561	1:06.561	1	17.593	1:05.474	1	18.530	1:05.454
19	15.512	1:06.507	19	18.632	1:07.426	26	20.673	1:05.992	28	22.095	1:06.786	28	23.937	1:06.359
26	17.706	1:05.992	26	19.083	1:05.683	111	20.858	1:05.162	26	22.625	1:06.204	111	24.115	1:05.413
107	18.325	1:06.668	107	19.968	1:05.949	19	21.667	1:07.437	111	23.219	1:06.613	26	24.532	1:06.424
111	19.914	1:05.679	111	20.098	1:04.490	107	23.101	1:07.535	19	24.669	1:07.254	7	26.768	1:05.393
33	20.121	1:07.508	7	22.364	1:05.462	7	23.429	1:05.467	107	25.533	1:06.684	19	26.996	1:06.844
7	21.208	1:05.729	33	22.440	1:06.625	33	24.087	1:06.049	7	25.892	1:06.715	107	27.260	1:06.244
180	25.590	1:07.972	9	28.887	1:07.409	9	32.056	1:07.571	33	26.696	1:06.861	33	27.684	1:05.505
9	25.784	1:07.674	180	29.451	1:08.167	180	32.625	1:07.576	9	35.355	1:07.551	9	38.101	1:07.263
5	26.769	1:08.593	5	30.212	1:07.749	5	32.975	1:07.165	180	36.223	1:07.850	180	39.464	1:07.758
54	29.580	1:08.025	54	32.802	1:07.528	54	35.898	1:07.498	5	36.578	1:07.855	5	39.674	1:07.613
44	32.747	1:07.988	51	36.717	1:07.624	51	39.535	1:07.220	54	38.657	1:07.011	54	41.138	1:06.998
51	33.399	1:07.040	44	36.983	1:08.542	44	40.966	1:08.385	51	42.352	1:07.069	51	44.674	1:06.839
29	50.604	1:11.943	29	58.474	1:12.176				44	44.734	1:08.020	44	47.969	1:07.752

Weather / Track : Bright / Dry

MSV Trackdays EnduroKA Series

RACE 9 - LAP CHART

LAP 11 @ 17:28:07.777			LAP 12 @ 17:29:12.356			LAP 13 @ 17:30:16.866			LAP 14 @ 17:31:21.264		
NO	BEHIND	LAP TIME	NO	BEHIND	LAP TIME	NO	BEHIND	LAP TIME	NO	BEHIND	LAP TIME
114		1:04.423	114		1:04.579	114		1:04.510	114		1:04.398
100	9.776	1:05.138	100	10.482	1:05.285	100	11.320	1:05.348	100	12.146	1:05.224
98	10.112	1:05.071	98	11.811	1:06.278	98	12.401	1:05.100	98	13.027	1:05.024
18	10.294	1:04.377	18	13.697	1:07.982	18	13.478	1:04.291	18	13.249	1:04.169
149	18.724	1:06.890	149	19.651	1:05.506	149	20.687	1:05.546	149	21.625	1:05.336
46	19.076	1:05.866	1	20.944	1:06.016	46	23.616	1:07.124	32	25.697	1:06.390
17	19.209	1:07.418	17	20.947	1:06.317	32	23.705	1:07.109	46	26.194	1:06.976
32	19.442	1:05.843	46	21.002	1:06.505	1	23.882	1:07.448	111	27.735	1:06.650
1	19.507	1:05.400	32	21.106	1:06.243	17	24.305	1:07.868	1	28.286	1:08.802
29	1 Lap	1:14.566	111	25.447	1:05.314	111	25.483	1:04.546	17	31.078	1:11.171
111	24.712	1:05.020	26	27.950	1:06.162	26	29.428	1:05.988	7	32.472	1:05.361
26	26.367	1:06.258	28	30.110	1:07.826	7	31.509	1:05.836	107	34.845	1:06.059
28	26.863	1:07.349	7	30.183	1:07.275	107	33.184	1:06.999	33	38.147	1:07.682
7	27.487	1:05.142	107	30.695	1:06.154	19	34.108	1:06.919	19	39.832	1:10.122
107	29.120	1:06.283	19	31.699	1:06.837	28	34.389	1:08.789	28	46.442	1:16.451
19	29.441	1:06.868	33	33.032	1:07.480	33	34.863	1:06.341	9	49.017	1:07.481
33	30.131	1:06.870	29	1 Lap	1:15.280	29	1 Lap	1:12.229	29	1 Lap	1:13.113
9	41.118	1:07.440	9	43.667	1:07.128	9	45.934	1:06.777	5	52.715	1:07.710
5	43.253	1:08.002	5	46.327	1:07.653	5	49.403	1:07.586	180	53.058	1:07.624
180	43.631	1:08.590	180	46.858	1:07.806	180	49.832	1:07.484	54	53.318	1:07.174
54	43.782	1:07.067	54	47.036	1:07.833	54	50.542	1:08.016	51	53.550	1:06.676
51	47.250	1:06.999	51	49.163	1:06.492	51	51.272	1:06.619	44	1:02.592	1:08.353
44	51.537	1:07.991	44	55.258	1:08.300	44	58.637	1:07.889			

Weather / Track : Bright / Dry

Results can be found at www.tsl-timing.com

Page 3 of 3

Brands Hatch Indy
 Circuit Length = 1.2079 miles
 Start: 17:16 Flag 17:31 End: 17:32

Printed - 17:42 Sunday, 08 September 2019

MSV Trackdays EnduroKA Series

RACE 9 - LAP ANALYSIS

DIFF = Difference To Personal Best Lap

P1 114 Callum MCDOUGALL				
LAP	LAP TIME	DIFF	MPH	TIME OF DAY
1 -	1:08.212	3.960	63.75	17:17:23.568
2 -	1:04.494	0.242	67.42	17:18:28.062
3 -	1:04.651	0.399	67.26	17:19:32.713
4 -	1:04.386	0.134	67.53	17:20:37.099
5 -	1:04.470	0.218	67.45	17:21:41.569
6 -	1:04.308 (3)	0.056	67.62	17:22:45.877
7 -	1:04.306 (2)	0.054	67.62	17:23:50.183
8 -	1:04.402	0.150	67.52	17:24:54.585
9 -	1:04.252 (1)		67.68	17:25:58.837
10 -	1:04.517	0.265	67.40	17:27:03.354
11 -	1:04.423	0.171	67.50	17:28:07.777
12 -	1:04.579	0.327	67.33	17:29:12.356
13 -	1:04.510	0.258	67.40	17:30:16.866
14 -	1:04.398	0.146	67.52	17:31:21.264

P2 100 Jake FRASER BURNS				
LAP	LAP TIME	DIFF	MPH	TIME OF DAY
1 -	1:10.144	5.157	61.99	17:17:25.500
2 -	1:05.583	0.596	66.30	17:18:31.083
3 -	1:05.164	0.177	66.73	17:19:36.247
4 -	1:05.304	0.317	66.59	17:20:41.551
5 -	1:05.044 (2)	0.057	66.85	17:21:46.595
6 -	1:05.225	0.238	66.67	17:22:51.820
7 -	1:05.118	0.131	66.78	17:23:56.938
8 -	1:05.409	0.422	66.48	17:25:02.347
9 -	1:05.081 (3)	0.094	66.81	17:26:07.428
10 -	1:04.987 (1)		66.91	17:27:12.415
11 -	1:05.138	0.151	66.75	17:28:17.553
12 -	1:05.285	0.298	66.60	17:29:22.838
13 -	1:05.348	0.361	66.54	17:30:28.186
14 -	1:05.224	0.237	66.67	17:31:33.410

P3 98 Sam SHEEHAN				
LAP	LAP TIME	DIFF	MPH	TIME OF DAY
1 -	1:09.766	4.835	62.33	17:17:25.122
2 -	1:06.023	1.092	65.86	17:18:31.145
3 -	1:05.763	0.832	66.12	17:19:36.908
4 -	1:05.331	0.400	66.56	17:20:42.239
5 -	1:05.154	0.223	66.74	17:21:47.393
6 -	1:04.996 (2)	0.065	66.90	17:22:52.389
7 -	1:05.046	0.115	66.85	17:23:57.435
8 -	1:05.140	0.209	66.75	17:25:02.575
9 -	1:05.312	0.381	66.58	17:26:07.887
10 -	1:04.931 (1)		66.97	17:27:12.818
11 -	1:05.071	0.140	66.82	17:28:17.889
12 -	1:06.278	1.347	65.61	17:29:24.167
13 -	1:05.100	0.169	66.79	17:30:29.267
14 -	1:05.024 (3)	0.093	66.87	17:31:34.291

P4 18 Paul ROBSON				
LAP	LAP TIME	DIFF	MPH	TIME OF DAY
1 -	1:10.281	6.112	61.87	17:17:25.637
2 -	1:06.738	2.569	65.15	17:18:32.375
3 -	1:05.025	0.856	66.87	17:19:37.400
4 -	1:07.410	3.241	64.50	17:20:44.810
5 -	1:05.347	1.178	66.54	17:21:50.157
6 -	1:04.558	0.389	67.35	17:22:54.715
7 -	1:04.359	0.190	67.56	17:23:59.074
8 -	1:04.314 (3)	0.145	67.61	17:25:03.388

DIFF = Difference To Personal Best Lap

9 -	1:05.006	0.837	66.89	17:26:08.394
10 -	1:05.300	1.131	66.59	17:27:13.694
11 -	1:04.377	0.208	67.54	17:28:18.071
12 -	1:07.982	3.813	63.96	17:29:26.053
13 -	1:04.291 (2)	0.122	67.63	17:30:30.344
14 -	1:04.169 (1)		67.76	17:31:34.513

P5 149 Nick HOLMES				
LAP	LAP TIME	DIFF	MPH	TIME OF DAY
1 -	1:09.885	4.814	62.22	17:17:25.241
2 -	1:06.066	0.995	65.82	17:18:31.307
3 -	1:06.062	0.991	65.82	17:19:37.369
4 -	1:06.864	1.793	65.03	17:20:44.233
5 -	1:05.895	0.824	65.99	17:21:50.128
6 -	1:06.588	1.517	65.30	17:22:56.716
7 -	1:05.071 (1)		66.82	17:24:01.787
8 -	1:05.387 (3)	0.316	66.50	17:25:07.174
9 -	1:06.162	1.091	65.72	17:26:13.336
10 -	1:06.275	1.204	65.61	17:27:19.611
11 -	1:06.890	1.819	65.01	17:28:26.501
12 -	1:05.506	0.435	66.38	17:29:32.007
13 -	1:05.546	0.475	66.34	17:30:37.553
14 -	1:05.336 (2)	0.265	66.55	17:31:42.889

P6 32 Eric BOULLIER				
LAP	LAP TIME	DIFF	MPH	TIME OF DAY
1 -	1:12.830	7.660	59.70	17:17:28.186
2 -	1:06.469	1.299	65.42	17:18:34.655
3 -	1:06.004	0.834	65.88	17:19:40.659
4 -	1:06.285	1.115	65.60	17:20:46.944
5 -	1:06.266	1.096	65.62	17:21:53.210
6 -	1:05.672	0.502	66.21	17:22:58.882
7 -	1:05.581 (3)	0.411	66.30	17:24:04.463
8 -	1:06.238	1.068	65.65	17:25:10.701
9 -	1:05.505 (2)	0.335	66.38	17:26:16.206
10 -	1:05.170 (1)		66.72	17:27:21.376
11 -	1:05.843	0.673	66.04	17:28:27.219
12 -	1:06.243	1.073	65.64	17:29:33.462
13 -	1:07.109	1.939	64.79	17:30:40.571
14 -	1:06.390	1.220	65.50	17:31:46.961

P7 46 Rob GAFFNEY				
LAP	LAP TIME	DIFF	MPH	TIME OF DAY
1 -	1:10.890	5.246	61.34	17:17:26.246
2 -	1:06.575	0.931	65.31	17:18:32.821
3 -	1:06.041	0.397	65.84	17:19:38.862
4 -	1:06.913	1.269	64.98	17:20:45.775
5 -	1:05.884	0.240	66.00	17:21:51.659
6 -	1:05.688 (2)	0.044	66.20	17:22:57.347
7 -	1:05.644 (1)		66.24	17:24:02.991
8 -	1:05.938	0.294	65.94	17:25:08.929
9 -	1:06.111	0.467	65.77	17:26:15.040
10 -	1:05.947	0.303	65.94	17:27:20.987
11 -	1:05.866 (3)	0.222	66.02	17:28:26.853
12 -	1:06.505	0.861	65.38	17:29:33.358
13 -	1:07.124	1.480	64.78	17:30:40.482
14 -	1:06.976	1.332	64.92	17:31:47.458

P8 111 Adam SMITH				
LAP	LAP TIME	DIFF	MPH	TIME OF DAY
1 -	1:10.830	6.340	61.39	17:17:26.186

Weather / Track : Bright / Dry

Brands Hatch Indy
Circuit Length = 1.2079 miles
Start: 17:16 Flag 17:31 End: 17:32

MSV Trackdays EnduroKA Series

RACE 9 - LAP ANALYSIS

DIFF = Difference To Personal Best Lap

2 -	1:06.402	1.912	65.48	17:18:32.588
3 -	1:05.109	0.619	66.78	17:19:37.697
4 -	1:17.618	13.128	56.02	17:20:55.315
5 -	1:04.797 (3)	0.307	67.11	17:22:00.112
6 -	1:05.679	1.189	66.20	17:23:05.791
7 -	1:04.490 (1)		67.43	17:24:10.281
8 -	1:05.162	0.672	66.73	17:25:15.443
9 -	1:06.613	2.123	65.28	17:26:22.056
10 -	1:05.413	0.923	66.47	17:27:27.469
11 -	1:05.020	0.530	66.88	17:28:32.489
12 -	1:05.314	0.824	66.57	17:29:37.803
13 -	1:04.546 (2)	0.056	67.37	17:30:42.349
14 -	1:06.650	2.160	65.24	17:31:48.999

P9 1 Sam READ

LAP	LAP TIME	DIFF	MPH	TIME OF DAY
1 -	1:13.637	8.237	59.05	17:17:28.993
2 -	1:06.180	0.780	65.70	17:18:35.173
3 -	1:06.190	0.790	65.69	17:19:41.363
4 -	1:06.112	0.712	65.77	17:20:47.475
5 -	1:06.181	0.781	65.70	17:21:53.656
6 -	1:05.690	0.290	66.19	17:22:59.346
7 -	1:05.635	0.235	66.25	17:24:04.981
8 -	1:05.975	0.575	65.91	17:25:10.956
9 -	1:05.474 (3)	0.074	66.41	17:26:16.430
10 -	1:05.454 (2)	0.054	66.43	17:27:21.884
11 -	1:05.400 (1)		66.49	17:28:27.284
12 -	1:06.016	0.616	65.87	17:29:33.300
13 -	1:07.448	2.048	64.47	17:30:40.748
14 -	1:08.802	3.402	63.20	17:31:49.550

P10 17 Freddy HEWITT

LAP	LAP TIME	DIFF	MPH	TIME OF DAY
1 -	1:11.008	6.174	61.24	17:17:26.364
2 -	1:06.687	1.853	65.20	17:18:33.051
3 -	1:05.775	0.941	66.11	17:19:38.826
4 -	1:06.626	1.792	65.26	17:20:45.452
5 -	1:04.834 (1)		67.07	17:21:50.286
6 -	1:05.957	1.123	65.93	17:22:56.243
7 -	1:05.220 (2)	0.386	66.67	17:24:01.463
8 -	1:05.452 (3)	0.618	66.43	17:25:06.915
9 -	1:06.330	1.496	65.56	17:26:13.245
10 -	1:06.323	1.489	65.56	17:27:19.568
11 -	1:07.418	2.584	64.50	17:28:26.986
12 -	1:06.317	1.483	65.57	17:29:33.303
13 -	1:07.868	3.034	64.07	17:30:41.171
14 -	1:11.171	6.337	61.10	17:31:52.342

P11 7 Vince TURP

LAP	LAP TIME	DIFF	MPH	TIME OF DAY
1 -	1:18.827	13.685	55.16	17:17:34.183
2 -	1:09.562	4.420	62.51	17:18:43.745
3 -	1:06.337	1.195	65.55	17:19:50.082
4 -	1:06.075	0.933	65.81	17:20:56.157
5 -	1:05.199 (2)	0.057	66.69	17:22:01.356
6 -	1:05.729	0.587	66.15	17:23:07.085
7 -	1:05.462	0.320	66.42	17:24:12.547
8 -	1:05.467	0.325	66.42	17:25:18.014
9 -	1:06.715	1.573	65.18	17:26:24.729
10 -	1:05.393	0.251	66.49	17:27:30.122
11 -	1:05.142 (1)		66.75	17:28:35.264
12 -	1:07.275	2.133	64.63	17:29:42.539

DIFF = Difference To Personal Best Lap

13 -	1:05.836	0.694	66.05	17:30:48.375
14 -	1:05.361 (3)	0.219	66.53	17:31:53.736

P12 107 Harry SCOTT

LAP	LAP TIME	DIFF	MPH	TIME OF DAY
1 -	1:15.075	9.126	57.92	17:17:30.431
2 -	1:06.805	0.856	65.09	17:18:37.236
3 -	1:07.149	1.200	64.76	17:19:44.385
4 -	1:06.378	0.429	65.51	17:20:50.763
5 -	1:06.771	0.822	65.12	17:21:57.534
6 -	1:06.668	0.719	65.22	17:23:04.202
7 -	1:05.949 (1)		65.93	17:24:10.151
8 -	1:07.535	1.586	64.39	17:25:17.686
9 -	1:06.684	0.735	65.21	17:26:24.370
10 -	1:06.244	0.295	65.64	17:27:30.614
11 -	1:06.283	0.334	65.60	17:28:36.897
12 -	1:06.154 (3)	0.205	65.73	17:29:43.051
13 -	1:06.999	1.050	64.90	17:30:50.050
14 -	1:06.059 (2)	0.110	65.82	17:31:56.109

P13 33 Graham HOARE

LAP	LAP TIME	DIFF	MPH	TIME OF DAY
1 -	1:14.692	9.187	58.21	17:17:30.048
2 -	1:06.824	1.319	65.07	17:18:36.872
3 -	1:07.928	2.423	64.01	17:19:44.800
4 -	1:07.245	1.740	64.66	17:20:52.045
5 -	1:06.445	0.940	65.44	17:21:58.490
6 -	1:07.508	2.003	64.41	17:23:05.998
7 -	1:06.625	1.120	65.26	17:24:12.623
8 -	1:06.049 (2)	0.544	65.83	17:25:18.672
9 -	1:06.861	1.356	65.03	17:26:25.533
10 -	1:05.505 (1)		66.38	17:27:31.038
11 -	1:06.870	1.365	65.03	17:28:37.908
12 -	1:07.480	1.975	64.44	17:29:45.388
13 -	1:06.341 (3)	0.836	65.54	17:30:51.729
14 -	1:07.682	2.177	64.25	17:31:59.411

P14 19 Alex KERSTEN

LAP	LAP TIME	DIFF	MPH	TIME OF DAY
1 -	1:13.989	8.054	58.77	17:17:29.345
2 -	1:06.636	0.701	65.25	17:18:35.981
3 -	1:06.438 (2)	0.503	65.45	17:19:42.419
4 -	1:06.528	0.593	65.36	17:20:48.947
5 -	1:05.935 (1)		65.95	17:21:54.882
6 -	1:06.507 (3)	0.572	65.38	17:23:01.389
7 -	1:07.426	1.491	64.49	17:24:08.815
8 -	1:07.437	1.502	64.48	17:25:16.252
9 -	1:07.254	1.319	64.65	17:26:23.506
10 -	1:06.844	0.909	65.05	17:27:30.350
11 -	1:06.868	0.933	65.03	17:28:37.218
12 -	1:06.837	0.902	65.06	17:29:44.055
13 -	1:06.919	0.984	64.98	17:30:50.974
14 -	1:10.122	4.187	62.01	17:32:01.096

P15 28 Mark FIGES

LAP	LAP TIME	DIFF	MPH	TIME OF DAY
1 -	1:12.175	6.393	60.25	17:17:27.531
2 -	1:05.782 (1)		66.10	17:18:33.313
3 -	1:06.277 (2)	0.495	65.61	17:19:39.590
4 -	1:06.378	0.596	65.51	17:20:45.968
5 -	1:06.592	0.810	65.30	17:21:52.560

Weather / Track : Bright / Dry

Brands Hatch Indy

Circuit Length = 1.2079 miles

Start: 17:16 Flag 17:31 End: 17:32

MSV Trackdays EnduroKA Series

RACE 9 - LAP ANALYSIS

DIFF = Difference To Personal Best Lap

6 -	1:08.517	2.735	63.46	17:23:01.077
7 -	1:06.508	0.726	65.38	17:24:07.585
8 -	1:06.561	0.779	65.33	17:25:14.146
9 -	1:06.786	1.004	65.11	17:26:20.932
10 -	1:06.359 (3)	0.577	65.53	17:27:27.291
11 -	1:07.349	1.567	64.56	17:28:34.640
12 -	1:07.826	2.044	64.11	17:29:42.466
13 -	1:08.789	3.007	63.21	17:30:51.255
14 -	1:16.451	10.669	56.88	17:32:07.706

P16 9 Darren GOES

LAP	LAP TIME	DIFF	MPH	TIME OF DAY
1 -	1:18.597	11.820	55.32	17:17:33.953
2 -	1:08.666	1.889	63.32	17:18:42.619
3 -	1:07.523	0.746	64.40	17:19:50.142
4 -	1:07.061 (3)	0.284	64.84	17:20:57.203
5 -	1:06.784 (2)	0.007	65.11	17:22:03.987
6 -	1:07.674	0.897	64.25	17:23:11.661
7 -	1:07.409	0.632	64.51	17:24:19.070
8 -	1:07.571	0.794	64.35	17:25:26.641
9 -	1:07.551	0.774	64.37	17:26:34.192
10 -	1:07.263	0.486	64.65	17:27:41.455
11 -	1:07.440	0.663	64.48	17:28:48.895
12 -	1:07.128	0.351	64.78	17:29:56.023
13 -	1:06.777 (1)		65.12	17:31:02.800
14 -	1:07.481	0.704	64.44	17:32:10.281

P17 5 Mark PENNY

LAP	LAP TIME	DIFF	MPH	TIME OF DAY
1 -	1:16.247	9.082	57.03	17:17:31.603
2 -	1:08.452	1.287	63.52	17:18:40.055
3 -	1:07.914	0.749	64.03	17:19:47.969
4 -	1:08.289	1.124	63.67	17:20:56.258
5 -	1:07.795	0.630	64.14	17:22:04.053
6 -	1:08.593	1.428	63.39	17:23:12.646
7 -	1:07.749	0.584	64.18	17:24:20.395
8 -	1:07.165 (1)		64.74	17:25:27.560
9 -	1:07.855	0.690	64.08	17:26:35.415
10 -	1:07.613 (3)	0.448	64.31	17:27:43.028
11 -	1:08.002	0.837	63.94	17:28:51.030
12 -	1:07.653	0.488	64.27	17:29:58.683
13 -	1:07.586 (2)	0.421	64.34	17:31:06.269
14 -	1:07.710	0.545	64.22	17:32:13.979

P18 180 Wayne CLELAND

LAP	LAP TIME	DIFF	MPH	TIME OF DAY
1 -	1:16.085	8.645	57.15	17:17:31.441
2 -	1:07.995	0.555	63.95	17:18:39.436
3 -	1:08.259	0.819	63.70	17:19:47.695
4 -	1:08.360	0.920	63.61	17:20:56.055
5 -	1:07.440 (1)		64.48	17:22:03.495
6 -	1:07.972	0.532	63.97	17:23:11.467
7 -	1:08.167	0.727	63.79	17:24:19.634
8 -	1:07.576 (3)	0.136	64.35	17:25:27.210
9 -	1:07.850	0.410	64.09	17:26:35.060
10 -	1:07.758	0.318	64.17	17:27:42.818
11 -	1:08.590	1.150	63.39	17:28:51.408
12 -	1:07.806	0.366	64.13	17:29:59.214
13 -	1:07.484 (2)	0.044	64.43	17:31:06.698
14 -	1:07.624	0.184	64.30	17:32:14.322

DIFF = Difference To Personal Best Lap

P19 54 Neal BLAKES				
LAP	LAP TIME	DIFF	MPH	TIME OF DAY
1 -	1:18.291	11.293	55.54	17:17:33.647
2 -	1:09.408	2.410	62.65	17:18:43.055
3 -	1:08.979	1.981	63.04	17:19:52.034
4 -	1:07.732	0.734	64.20	17:20:59.766
5 -	1:07.666	0.668	64.26	17:22:07.432
6 -	1:08.025	1.027	63.92	17:23:15.457
7 -	1:07.528	0.530	64.39	17:24:22.985
8 -	1:07.498	0.500	64.42	17:25:30.483
9 -	1:07.011 (2)	0.013	64.89	17:26:37.494
10 -	1:06.998 (1)		64.90	17:27:44.492
11 -	1:07.067 (3)	0.069	64.83	17:28:51.559
12 -	1:07.833	0.835	64.10	17:29:59.392
13 -	1:08.016	1.018	63.93	17:31:07.408
14 -	1:07.174	0.176	64.73	17:32:14.582

P20 51 Malcolm HARDING

LAP	LAP TIME	DIFF	MPH	TIME OF DAY
1 -	1:17.841	11.349	55.86	17:17:33.197
2 -	1:09.260	2.768	62.78	17:18:42.457
3 -	1:11.620	5.128	60.71	17:19:54.077
4 -	1:11.113	4.621	61.15	17:21:05.190
5 -	1:07.046	0.554	64.86	17:22:12.236
6 -	1:07.040	0.548	64.86	17:23:19.276
7 -	1:07.624	1.132	64.30	17:24:26.900
8 -	1:07.220	0.728	64.69	17:25:34.120
9 -	1:07.069	0.577	64.83	17:26:41.189
10 -	1:06.839	0.347	65.06	17:27:48.028
11 -	1:06.999	0.507	64.90	17:28:55.027
12 -	1:06.492 (1)		65.40	17:30:01.519
13 -	1:06.619 (2)	0.127	65.27	17:31:08.138
14 -	1:06.676 (3)	0.184	65.21	17:32:14.814

P21 44 Marcus BOYLE

LAP	LAP TIME	DIFF	MPH	TIME OF DAY
1 -	1:18.941	11.189	55.08	17:17:34.297
2 -	1:09.322	1.570	62.73	17:18:43.619
3 -	1:09.717	1.965	62.37	17:19:53.336
4 -	1:08.782	1.030	63.22	17:21:02.118
5 -	1:08.518	0.766	63.46	17:22:10.636
6 -	1:07.988 (3)	0.236	63.96	17:23:18.624
7 -	1:08.542	0.790	63.44	17:24:27.166
8 -	1:08.385	0.633	63.59	17:25:35.551
9 -	1:08.020	0.268	63.93	17:26:43.571
10 -	1:07.752 (1)		64.18	17:27:51.323
11 -	1:07.991	0.239	63.95	17:28:59.314
12 -	1:08.300	0.548	63.66	17:30:07.614
13 -	1:07.889 (2)	0.137	64.05	17:31:15.503
14 -	1:08.353	0.601	63.61	17:32:23.856

P22 29 David BYWATER

LAP	LAP TIME	DIFF	MPH	TIME OF DAY
1 -	1:21.355	10.309	53.45	17:17:36.711
2 -	1:11.046 (1)		61.20	17:18:47.757
3 -	1:12.803	1.757	59.73	17:20:00.560
4 -	1:12.344	1.298	60.11	17:21:12.904
5 -	1:11.634 (2)	0.588	60.70	17:22:24.538
6 -	1:11.943 (3)	0.897	60.44	17:23:36.481
7 -	1:12.176	1.130	60.25	17:24:48.657
8 -	1:13.056	2.010	59.52	17:26:01.713

Brands Hatch Indy

Circuit Length = 1.2079 miles

Start: 17:16 Flag 17:31 End: 17:32

Weather / Track : Bright / Dry

MSV Trackdays EnduroKA Series

RACE 9 - LAP ANALYSIS

DIFF = Difference To Personal Best Lap

9 -	1:14.062	3.016	58.71	17:27:15.775
10 -	1:14.566	3.520	58.31	17:28:30.341
11 -	1:15.280	4.234	57.76	17:29:45.621
12 -	1:12.229	1.183	60.20	17:30:57.850
13 -	1:13.113	2.067	59.47	17:32:10.963

P23 26 Nathan DEW				
LAP	LAP TIME	DIFF	MPH	TIME OF DAY

1 -	1:17.077	11.490	56.41	17:17:32.433
2 -	1:07.069	1.482	64.83	17:18:39.502
3 -	1:05.882 (3)	0.295	66.00	17:19:45.384
4 -	1:05.587 (1)		66.30	17:20:50.971
5 -	1:06.620	1.033	65.27	17:21:57.591
6 -	1:05.992	0.405	65.89	17:23:03.583
7 -	1:05.683 (2)	0.096	66.20	17:24:09.266
8 -	1:05.992	0.405	65.89	17:25:15.258
9 -	1:06.204	0.617	65.68	17:26:21.462
10 -	1:06.424	0.837	65.46	17:27:27.886
11 -	1:06.258	0.671	65.63	17:28:34.144
12 -	1:06.162	0.575	65.72	17:29:40.306
13 -	1:05.988	0.401	65.89	17:30:46.294

MSV Trackdays EnduroKA Series

RACE 9 - STATISTICS

Competitors Started 23
Planned Start 2019-09-08 @ 17:35:00.000
Actual Start 2019-09-08 @ 17:16:15.355
Finish Time 2019-09-08 @ 17:31:20.381
Track Length 1.2079mi.
Total Laps 320
Total Distance Covered 386.5425mi.

Session Fastest Lap History

NO	CL	NAME	LAP TIME	TIME OF DAY	LAP	VEHICLE
114		Callum MCDOUGALL	1:08.212	17:17:23.579	1	Ford KA
114		Callum MCDOUGALL	1:04.494	17:18:28.073	2	Ford KA
114		Callum MCDOUGALL	1:04.386	17:20:37.110	4	Ford KA
114		Callum MCDOUGALL	1:04.308	17:22:45.888	6	Ford KA
114		Callum MCDOUGALL	1:04.306	17:23:50.195	7	Ford KA
114		Callum MCDOUGALL	1:04.252	17:25:58.849	9	Ford KA
18		Paul ROBSON	1:04.169	17:31:34.525	14	Ford KA

Session Leader History

NO	CL	NAME	FROM LAP	LAPS LED	DISTANCE	VEHICLE
114		Callum MCDOUGALL	1	14	16.91 miles	Ford KA

Flag History

TYPE	TIME OF DAY
GREEN	17:16:15.355
FINISH	17:31:20.381

Flag Statistics

TYPE	COUNT	TOTAL LAPS	TOTAL TIME
Green	1	14	16:14.479
Red	0	0	0.000
Safety Car	0	0	0.000
FCY	0	0	0.000

Weather / Track : Bright / Dry

These results are provisional until the conclusion of any judicial and technical matters.

Brands Hatch Indy
Circuit Length = 1.2079 miles
Start: 17:16 Flag 17:31 End: 17:32

Clerk Of Course :		Timekeeper :
-------------------	--	--------------

MSV Trackdays EnduroKA Series

RACE 9 - STATISTICS

CLASS :

23 Starters

Fastest Lap History

NO	NAME	LAP TIME	TIME OF DAY	LAP	VEHICLE
114	Callum MCDOUGALL	1:08.212	17:17:23.579	1	Ford KA
114	Callum MCDOUGALL	1:04.494	17:18:28.073	2	Ford KA
114	Callum MCDOUGALL	1:04.386	17:20:37.110	4	Ford KA
114	Callum MCDOUGALL	1:04.308	17:22:45.888	6	Ford KA
114	Callum MCDOUGALL	1:04.306	17:23:50.195	7	Ford KA
114	Callum MCDOUGALL	1:04.252	17:25:58.849	9	Ford KA
18	Paul ROBSON	1:04.169	17:31:34.525	14	Ford KA

Leader History

NO	NAME	FROM LAP	LAPS LED	DISTANCE	VEHICLE
114	Callum MCDOUGALL	1	14	16.91 miles	Ford KA

Weather / Track : Bright / Dry

These results are provisional until the conclusion of any judicial and technical matters.

Brands Hatch Indy

Circuit Length = 1.2079 miles

Start: 17:16 Flag 17:31 End: 17:32

Clerk Of Course :

Timekeeper :