



ENDURO KA

Brands Hatch Indy Circuit

19th / 20th September 2020



Results Provided by Timing Solutions Ltd
www.tsl-timing.com

MSV Trackdays Enduro KA Series

QUALIFYING - RACE 10 - CLASSIFICATION - AMENDED

POS	NO	TEAM / DRIVERS	CAR	TIME	ON	LAPS	GAP	DIFF	MPH
1	30 *	IP Racing Stratton MACKAY	FordKA	1:04.414	12	22			67.51
2	31	IP Racing Adam BLAIR	FordKA	1:04.438	15	24	0.024	0.024	67.48
3	14 *	Frugal Racing Wayne JACKSON / Mike MARAIS / Callum MCDUGALL	FordKA	1:04.834	15	33	0.420	0.396	67.07
4	111	Octane Junkies Adam SMITH / Martyn SMITH	FordKA	1:04.961	8	30	0.547	0.127	66.94
5	112 *	Octane Junkies Martyn SMITH / Adam SMITH	FordKA	1:05.061	26	35	0.647	0.100	66.83
6	18 *	Chr motorsport David MAYER / Paul ROBSON	FordKA	1:05.076	33	33	0.662	0.015	66.82
7	51	Barwell Autosport Taylor NORTON	FordKA	1:05.120	28	28	0.706	0.044	66.77
8	98 *	PistonHeads Pete DIGNAN	FordKA	1:05.214	27	37	0.800	0.094	66.68
9	149 *	Club Racing UK Slefan MARSH / Matthew HIBBERD	FordKA	1:05.362	9	35	0.948	0.148	66.53
10	1	Burton Power Racing Tom VALENTINE	FordKA	1:05.471	20	26	1.057	0.109	66.42
11	3 *	Windgat Racing Andy CHAPMAN / George GOSLING / Callum MCDUGALL / Mike MARAIS	FordKA	1:05.513	2	29	1.099	0.042	66.37
12	32	Frost Racing Frank FROSTICK	FordKA	1:05.585	28	36	1.171	0.072	66.30
13	5	Project 5 Alex FIELD / Peter SMITH / Craig SMITH / Peter SMITH	FordKA	1:05.596	24	32	1.182	0.011	66.29
14	7 *	GB Finch Joseph BRAGG / Lee FINCH / Benjamin SMITH / Vince TURP	FordKA	1:05.599	26	34	1.185	0.003	66.29
15	8 *	Peak Performance Reviews Olly TURNER / Charles BONIFACE / Joshua LAW / Alex De MOORE	FordKA	1:05.700	12	32	1.286	0.101	66.18
16	99 *	Team Deranged Josh LARKIN / Jason PELOSI	FordKA	1:05.861	10	27	1.447	0.161	66.02
17	19	LDR Performance Tuning Ben BARRY / Andy HARDY	FordKA	1:05.905	25	33	1.491	0.044	65.98
18	46 *	JDC Motorsport Ian MITCHELL	FordKA	1:06.045	12	26	1.631	0.140	65.84
19	96 *	Team MotorAid Jason BRETT / Steven ABBS / Freddie ABBS / Mark BEAUMONT	FordKA	1:06.182	8	31	1.768	0.137	65.70
20	16	M&D Racing Daniel MARTIN / Alex MARTIN / Tony MARTIN	FordKA	1:06.199	13	32	1.785	0.017	65.68
21	172 *	Misty Racing Simon LANCASHIRE / Nick MOORE / Paul KITE	FordKA	1:06.283	32	32	1.869	0.084	65.60
22	180 *	Shine automotive Wayne CLELLAND / Collin FRENCH	FordKA	1:06.829	34	34	2.415	0.546	65.07
23	27 *	Semprini Racing Jeremy EVANS / William PUTTERGILL / Phil HART / James HART	FordKA	1:06.902	31	31	2.488	0.073	64.99
24	132 *	VTK Motorsport Lewis SALMON	FordKA	1:06.960	18	24	2.546	0.058	64.94
25	4 *	Alex Reade Motorsport Christopher READE	FordKA	1:07.381	26	27	2.967	0.421	64.53
26	39	LDR Performance Tuning David BYWATER	FordKA	1:07.965	25	34	3.551	0.584	63.98
NC	107	107 Racing Phillip O'HALLORAN / Harry SCOTT	FordKA						

Car 18 - Please fit a working transponder

Car 107 - Lap times disallowed for post qualifying eligibility ref Reg C3.3

No. 46, 96, 98, 112, 172 - 1 Lap time disallowed; exceeding track limits.

No. 4, 8, 14, 27, 30 - 2 Lap times disallowed; exceeding track limits.

No. 3, 18, 180 - 3 Lap times disallowed; exceeding track limits.

No. 7, 132, 149 - 4 Lap times disallowed; exceeding track limits.

No. 99 - 12 Lap times disallowed; exceeding track limits.

Brands Hatch Indy

Circuit Length = 1.2079 miles

Start: 14:04 Flag 14:44 End: 14:46

Weather / Track : Bright / Dry

These results are provisional until the conclusion of any judicial and technical matters.

Clerk Of Course :	Timekeeper :
-------------------	--------------

MSV Trackdays Enduro KA Series

QUALIFYING - RACE 10 - LAP ANALYSIS

DIFF = Difference To Personal Best Lap

P1 30 IP Racing				
LAP	LAP TIME	DIFF	MPH	TIME OF DAY
1 -	1:11.475	7.061	60.84	14:07:03.474
2 -	1:04.820	0.406	67.08	14:08:08.294
3 -	1:05.123	0.709	66.77	14:09:13.417
4 -	1:06.259	1.845	65.63	14:10:19.676
5 -	1:08.681	4.267	63.31	14:11:28.357
6 -	1:05.076	0.662	66.82	14:12:33.433
7 -	1:05.525	1.111	66.36	14:13:38.958
8 -	1:04.594 (2)	0.180	67.32	14:14:43.552
9 -	1:04.602 (3)	0.188	67.31	14:15:48.154
10 -	6:07.247 P	5:02.833	11.84	14:21:55.401
11 -	1:16.126	11.712	57.12	14:23:11.527
12 -	1:04.414 (1)		67.51	14:24:15.941
13 -	1:06.473	2.059	65.41	14:25:22.414
14 -	1:04.832	0.418	67.07	14:26:27.246
15 -	1:04.654 D	0.240	67.25	14:27:31.900
16 -	1:05.127	0.713	66.77	14:28:37.027
17 -	1:05.074 D	0.660	66.82	14:29:42.101
18 -	5:54.932 P	4:50.518	12.25	14:35:37.033
19 -	1:13.126	8.712	59.46	14:36:50.159
20 -	1:04.783	0.369	67.12	14:37:54.942
21 -	1:04.710	0.296	67.20	14:38:59.652
22 -	1:05.262	0.848	66.63	14:40:04.914

P2 31 IP Racing				
LAP	LAP TIME	DIFF	MPH	TIME OF DAY
1 -	1:09.329	4.891	62.72	14:07:00.047
2 -	1:04.864 (2)	0.426	67.04	14:08:04.911
3 -	1:05.035	0.597	66.86	14:09:09.946
4 -	1:07.277	2.839	64.63	14:10:17.223
5 -	4:10.103 P	3:05.665	17.38	14:14:27.326
6 -	1:17.263	12.825	56.28	14:15:44.589
7 -	1:05.140	0.702	66.75	14:16:49.729
8 -	1:04.990	0.552	66.91	14:17:54.719
9 -	1:11.171	6.733	61.10	14:19:05.890
10 -	1:04.962 (3)	0.524	66.94	14:20:10.852
11 -	1:04.978	0.540	66.92	14:21:15.830
12 -	4:02.629 P	2:58.191	17.92	14:25:18.459
13 -	1:13.907	9.469	58.83	14:26:32.366
14 -	1:05.141	0.703	66.75	14:27:37.507
15 -	1:04.438 (1)		67.48	14:28:41.945
16 -	6:43.542 P	5:39.104	10.77	14:35:25.487
17 -	1:09.925	5.487	62.18	14:36:35.412
18 -	1:05.581	1.143	66.30	14:37:40.993
19 -	1:04.979	0.541	66.92	14:38:45.972
20 -	1:06.818	2.380	65.08	14:39:52.790
21 -	1:10.924	6.486	61.31	14:41:03.714
22 -	2:06.408 P	1:01.970	34.40	14:43:10.122
23 -	1:08.559	4.121	63.42	14:44:18.681
24 -	1:05.729	1.291	66.15	14:45:24.410

P3 14 Frugal Racing				
LAP	LAP TIME	DIFF	MPH	TIME OF DAY
1 -	1:16.102	11.268	57.14	14:06:50.929
2 -	1:08.187	3.353	63.77	14:07:59.116
3 -	1:08.108	3.274	63.84	14:09:07.224
4 -	1:08.145	3.311	63.81	14:10:15.369
5 -	1:09.096	4.262	62.93	14:11:24.465
6 -	1:07.480	2.646	64.44	14:12:31.945
7 -	1:09.002	4.168	63.02	14:13:40.947
8 -	1:07.372	2.538	64.54	14:14:48.319

DIFF = Difference To Personal Best Lap

9 -	1:07.748 D	2.884	64.21	14:15:56.037
10 -	1:07.090	2.256	64.81	14:17:03.127
11 -	1:07.410	2.576	64.50	14:18:10.537
12 -	1:07.404	2.570	64.51	14:19:17.941
13 -	2:40.498 P	1:35.664	27.09	14:21:58.439
14 -	1:13.889	9.055	58.85	14:23:12.328
15 -	1:04.834 (1)		67.07	14:24:17.162
16 -	1:07.012	2.178	64.89	14:25:24.174
17 -	1:05.361	0.527	66.53	14:26:29.535
18 -	1:07.393	2.559	64.52	14:27:36.928
19 -	1:04.851 (2)	0.017	67.05	14:28:41.779
20 -	1:05.577	0.743	66.31	14:29:47.356
21 -	1:05.307 (3)	0.473	66.58	14:30:52.663
22 -	2:46.564 P	1:41.730	26.10	14:33:39.227
23 -	1:12.466	7.632	60.00	14:34:51.693
24 -	1:05.367	0.533	66.52	14:35:57.060
25 -	1:05.890	1.056	65.99	14:37:02.950
26 -	1:05.803	0.969	66.08	14:38:08.753
27 -	1:06.019	1.185	65.86	14:39:14.772
28 -	1:05.703	0.869	66.18	14:40:20.475
29 -	1:05.703	0.869	66.18	14:41:26.178
30 -	1:05.449 D	0.585	66.47	14:42:31.597
31 -	1:06.094	1.260	65.79	14:43:37.691
32 -	1:05.616	0.782	66.27	14:44:43.307
33 -	1:05.585	0.751	66.30	14:45:48.892

P4 111 Octane Junkies				
LAP	LAP TIME	DIFF	MPH	TIME OF DAY
1 -	1:14.332	9.371	58.50	14:06:13.950
2 -	1:05.738	0.777	66.15	14:07:19.688
3 -	1:06.235	1.274	65.65	14:08:25.923
4 -	1:05.297	0.336	66.59	14:09:31.220
5 -	1:05.364	0.403	66.52	14:10:36.584
6 -	1:05.293 (3)	0.332	66.60	14:11:41.877
7 -	1:05.583	0.622	66.30	14:12:47.460
8 -	1:04.961 (1)		66.94	14:13:52.421
9 -	1:05.988	1.027	65.89	14:14:58.409
10 -	1:06.107	1.146	65.78	14:16:04.516
11 -	1:05.264 (2)	0.303	66.63	14:17:09.780
12 -	1:07.673	2.712	64.25	14:18:17.453
13 -	1:58.627 P	53.666	36.65	14:20:16.080
14 -	1:12.855	7.894	59.68	14:21:28.935
15 -	1:06.003	1.042	65.88	14:22:34.938
16 -	1:05.528	0.567	66.36	14:23:40.466
17 -	1:05.506	0.545	66.38	14:24:45.972
18 -	1:05.454	0.493	66.43	14:25:51.426
19 -	1:05.656	0.695	66.23	14:26:57.082
20 -	1:05.363	0.402	66.53	14:28:02.445
21 -	2:31.408 P	1:26.447	28.72	14:30:33.853
22 -	1:09.236	4.275	62.80	14:31:43.089
23 -	1:05.377	0.416	66.51	14:32:48.466
24 -	1:05.566	0.605	66.32	14:33:54.032
25 -	1:07.418	2.457	64.50	14:35:01.450
26 -	1:05.483	0.522	66.40	14:36:06.933
27 -	1:06.530	1.569	65.36	14:37:13.463
28 -	1:07.992	3.031	63.95	14:38:21.455
29 -	1:05.663	0.702	66.22	14:39:27.118
30 -	1:05.878	0.917	66.00	14:40:32.996

P5 112 Octane Junkies				
LAP	LAP TIME	DIFF	MPH	TIME OF DAY
1 -	1:09.614	4.553	62.46	14:06:04.392
2 -	1:06.115	1.054	65.77	14:07:10.507

Weather / Track : Bright / Dry

Brands Hatch Indy
Circuit Length = 1.2079 miles
Start: 14:04 Flag 14:44 End: 14:46

MSV Trackdays Enduro KA Series

QUALIFYING - RACE 10 - LAP ANALYSIS

DIFF = Difference To Personal Best Lap

3 -	1:05.919	0.858	65.96	14:08:16.426
4 -	1:05.840	0.779	66.04	14:09:22.266
5 -	1:05.793	0.732	66.09	14:10:28.059
6 -	1:05.478	0.417	66.41	14:11:33.537
7 -	1:05.610	0.549	66.27	14:12:39.147
8 -	1:05.249 (2)	0.188	66.64	14:13:44.396
9 -	1:05.263 (3)	0.202	66.63	14:14:49.659
10 -	1:06.045	0.984	65.84	14:15:55.704
11 -	1:06.444	1.383	65.44	14:17:02.148
12 -	1:05.288	0.227	66.60	14:18:07.436
13 -	1:05.706	0.645	66.18	14:19:13.142
14 -	1:05.529	0.468	66.36	14:20:18.671
15 -	1:05.433	0.372	66.45	14:21:24.104
16 -	1:05.662	0.601	66.22	14:22:29.766
17 -	1:06.450	1.389	65.44	14:23:36.216
18 -	1:05.357	0.296	66.53	14:24:41.573
19 -	1:05.555	0.494	66.33	14:25:47.128
20 -	1:10.384	5.323	61.78	14:26:57.512
21 -	1:05.517	0.456	66.37	14:28:03.029
22 -	2:32.221 P	1:27.160	28.56	14:30:35.250
23 -	1:09.671	4.610	62.41	14:31:44.921
24 -	1:06.540	1.479	65.35	14:32:51.461
25 -	1:05.514	0.453	66.37	14:33:56.975
26 -	1:05.061 (1)		66.83	14:35:02.036
27 -	4:05.425 D	0.364	66.46	14:36:07.461
28 -	1:05.802	0.741	66.08	14:37:13.263
29 -	1:07.877	2.816	64.06	14:38:21.140
30 -	1:05.615	0.554	66.27	14:39:26.755
31 -	1:05.404	0.343	66.48	14:40:32.159
32 -	1:07.196	2.135	64.71	14:41:39.355
33 -	1:15.335	10.274	57.72	14:42:54.690
34 -	1:06.555	1.494	65.33	14:44:01.245
35 -	1:05.446	0.385	66.44	14:45:06.691

P6 18 Chr motorsport

LAP	LAP TIME	DIFF	MPH	TIME OF DAY
1 -	1:06.233	1.157	65.65	14:08:07.160
2 -	1:06.086	1.010	65.80	14:09:13.246
3 -	1:06.080	1.004	65.80	14:10:19.326
4 -	1:05.759	0.683	66.12	14:11:25.085
5 -	1:07.043	1.967	64.86	14:12:32.128
6 -	1:08.324	3.248	63.64	14:13:40.452
7 -	1:06.357	1.281	65.53	14:14:46.809
8 -	1:06.606	1.530	65.28	14:15:53.415
9 -	1:06.593	1.517	65.30	14:17:00.008
10 -	1:06.738	1.662	65.15	14:18:06.746
11 -	1:06.676	1.600	65.21	14:19:13.422
12 -	4:06.808 D	1.732	65.09	14:20:20.230
13 -	1:05.969	0.893	65.91	14:21:26.199
14 -	2:53.580 P	1:48.504	25.05	14:24:19.779
15 -	1:10.038	4.962	62.08	14:25:29.818
16 -	1:06.988	1.912	64.91	14:26:36.806
17 -	1:06.313	1.237	65.57	14:27:43.119
18 -	1:05.883	0.807	66.00	14:28:49.002
19 -	1:06.399	1.323	65.49	14:29:55.401
20 -	1:05.606	0.530	66.28	14:31:01.007
21 -	1:05.365 (2)	0.289	66.52	14:32:06.372
22 -	1:05.641	0.565	66.24	14:33:12.013
23 -	4:05.374 D	0.295	66.52	14:34:17.384
24 -	1:05.622	0.546	66.26	14:35:23.006
25 -	1:05.537	0.461	66.35	14:36:28.543
26 -	1:05.461	0.385	66.43	14:37:34.004
27 -	1:05.428 (3)	0.352	66.46	14:38:39.432
28 -	4:05.366 D	0.290	66.52	14:39:44.798

DIFF = Difference To Personal Best Lap

29 -	1:06.226	1.150	65.66	14:40:51.024
30 -	1:05.628	0.552	66.26	14:41:56.652
31 -	1:05.880	0.804	66.00	14:43:02.532
32 -	1:06.311	1.235	65.57	14:44:08.843
33 -	1:05.076 (1)		66.82	14:45:13.919

P7 51 Barwell Autosport

LAP	LAP TIME	DIFF	MPH	TIME OF DAY
1 -	1:14.125	9.005	58.66	14:06:58.857
2 -	1:05.806	0.686	66.08	14:08:04.663
3 -	1:06.564	1.444	65.32	14:09:11.227
4 -	1:06.767	1.647	65.13	14:10:17.994
5 -	1:05.378	0.258	66.51	14:11:23.372
6 -	1:05.406	0.286	66.48	14:12:28.778
7 -	1:06.226	1.106	65.66	14:13:35.004
8 -	1:05.901	0.781	65.98	14:14:40.905
9 -	1:05.666	0.546	66.22	14:15:46.571
10 -	3:42.710 P	2:37.590	19.52	14:19:29.281
11 -	1:22.259	17.139	52.86	14:20:51.540
12 -	1:05.217	0.097	66.67	14:21:56.757
13 -	1:07.586	2.466	64.34	14:23:04.343
14 -	1:06.008	0.888	65.87	14:24:10.351
15 -	1:06.503	1.383	65.38	14:25:16.854
16 -	1:05.480	0.360	66.41	14:26:22.334
17 -	1:07.177	2.057	64.73	14:27:29.511
18 -	1:05.384	0.264	66.50	14:28:34.895
19 -	1:05.163 (2)	0.043	66.73	14:29:40.058
20 -	1:07.478	2.358	64.44	14:30:47.536
21 -	4:16.329 P	3:11.209	16.96	14:35:03.865
22 -	1:24.679	19.559	51.35	14:36:28.544
23 -	1:14.548	9.428	58.33	14:37:43.092
24 -	1:05.210 (3)	0.090	66.68	14:38:48.302
25 -	1:05.317	0.197	66.57	14:39:53.619
26 -	1:09.650	4.530	62.43	14:41:03.269
27 -	1:07.232	2.112	64.68	14:42:10.501
28 -	1:05.120 (1)		66.77	14:43:15.621

P8 98 PistonHeads

LAP	LAP TIME	DIFF	MPH	TIME OF DAY
1 -	1:12.177	6.963	60.24	14:06:04.731
2 -	1:07.378	2.164	64.54	14:07:12.109
3 -	1:05.904	0.690	65.98	14:08:18.013
4 -	1:05.371	0.157	66.52	14:09:23.384
5 -	1:06.411	1.197	65.48	14:10:29.795
6 -	1:06.402	1.188	65.48	14:11:36.197
7 -	1:07.956	2.742	63.99	14:12:44.153
8 -	1:05.764	0.550	66.12	14:13:49.917
9 -	1:06.242	1.028	65.64	14:14:56.159
10 -	1:06.146	0.932	65.74	14:16:02.305
11 -	1:05.669	0.455	66.22	14:17:07.974
12 -	1:05.677	0.463	66.21	14:18:13.651
13 -	1:05.985	0.771	65.90	14:19:19.636
14 -	1:05.767	0.553	66.12	14:20:25.403
15 -	1:05.835	0.621	66.05	14:21:31.238
16 -	4:10.403 D	5.189	61.76	14:22:41.641
17 -	1:05.322 (3)	0.108	66.57	14:23:46.963
18 -	1:06.299	1.085	65.59	14:24:53.262
19 -	1:05.866	0.652	66.02	14:25:59.128
20 -	1:06.674	1.460	65.22	14:27:05.802
21 -	1:05.609	0.395	66.28	14:28:11.411
22 -	1:05.573	0.359	66.31	14:29:16.984
23 -	1:05.527	0.313	66.36	14:30:22.511
24 -	1:05.428	0.214	66.46	14:31:27.939

Weather / Track : Bright / Dry

Brands Hatch Indy

Circuit Length = 1.2079 miles

Start: 14:04 Flag 14:44 End: 14:46

MSV Trackdays Enduro KA Series

QUALIFYING - RACE 10 - LAP ANALYSIS

DIFF = Difference To Personal Best Lap

25 -	1:06.212	0.998	65.67	14:32:34.151
26 -	1:05.498	0.284	66.39	14:33:39.649
27 -	1:05.214 (1)		66.68	14:34:44.863
28 -	1:05.244 (2)	0.030	66.65	14:35:50.107
29 -	1:06.517	1.303	65.37	14:36:56.624
30 -	1:05.475	0.261	66.41	14:38:02.099
31 -	1:05.333	0.119	66.56	14:39:07.432
32 -	1:05.771	0.557	66.11	14:40:13.203
33 -	1:11.529	6.315	60.79	14:41:24.732
34 -	1:05.369	0.155	66.52	14:42:30.101
35 -	1:09.505	4.291	62.56	14:43:39.606
36 -	1:07.994	2.780	63.95	14:44:47.600
37 -	1:07.009	1.795	64.89	14:45:54.609

P9 149 Club Racing UK

LAP	LAP TIME	DIFF	MPH	TIME OF DAY
1 -	1:12.071	6.709	60.33	14:06:29.586
2 -	1:07.557	2.195	64.36	14:07:37.143
3 -	1:06.150	0.788	65.73	14:08:43.293
4 -	1:05.931	0.569	65.95	14:09:49.224
5 -	1:05.620	0.258	66.26	14:10:54.844
6 -	1:05.587	0.225	66.30	14:12:00.431
7 -	1:06.774 D	1.412	65.12	14:13:07.205
8 -	1:05.728 D	0.366	66.16	14:14:12.933
9 -	1:05.362 (1)		66.53	14:15:18.295
10 -	1:05.611	0.249	66.27	14:16:23.906
11 -	1:06.793	1.431	65.10	14:17:30.699
12 -	1:05.912	0.550	65.97	14:18:36.611
13 -	1:05.646	0.284	66.24	14:19:42.257
14 -	1:05.526	0.164	66.36	14:20:47.783
15 -	1:05.872	0.510	66.01	14:21:53.655
16 -	1:05.505 D	0.143	66.38	14:22:59.160
17 -	1:05.463 (2)	0.101	66.42	14:24:04.623
18 -	2:38.089 P	1:32.727	27.50	14:26:42.712
19 -	1:10.181	4.819	61.96	14:27:52.893
20 -	1:05.888	0.526	65.99	14:28:58.781
21 -	1:05.865	0.503	66.02	14:30:04.646
22 -	1:05.948 D	0.556	65.96	14:31:10.564
23 -	1:05.688	0.326	66.20	14:32:16.252
24 -	1:05.946	0.584	65.94	14:33:22.198
25 -	1:05.902	0.540	65.98	14:34:28.100
26 -	1:05.985	0.623	65.90	14:35:34.085
27 -	1:05.464 (3)	0.102	66.42	14:36:39.549
28 -	1:05.734	0.372	66.15	14:37:45.283
29 -	1:05.946	0.584	65.94	14:38:51.229
30 -	1:05.897	0.535	65.99	14:39:57.126
31 -	1:05.697	0.335	66.19	14:41:02.823
32 -	1:05.509	0.147	66.38	14:42:08.332
33 -	1:05.767	0.405	66.12	14:43:14.099
34 -	1:07.162	1.800	64.74	14:44:21.261
35 -	1:05.520	0.158	66.37	14:45:26.781

P10 1 Burton Power Racing

LAP	LAP TIME	DIFF	MPH	TIME OF DAY
1 -	1:13.280	7.809	59.34	14:06:39.398
2 -	1:07.227	1.756	64.68	14:07:46.625
3 -	1:06.754	1.283	65.14	14:08:53.379
4 -	1:06.641	1.170	65.25	14:10:00.020
5 -	1:06.177	0.706	65.71	14:11:06.197
6 -	1:06.293	0.822	65.59	14:12:12.490
7 -	1:06.250	0.779	65.63	14:13:18.740
8 -	1:05.955	0.484	65.93	14:14:24.695
9 -	1:07.267	1.796	64.64	14:15:31.962

DIFF = Difference To Personal Best Lap

10 -	1:06.798	1.327	65.10	14:16:38.760
11 -	1:06.141	0.670	65.74	14:17:44.901
12 -	1:05.858	0.387	66.03	14:18:50.759
13 -	1:06.285	0.814	65.60	14:19:57.044
14 -	1:05.931	0.460	65.95	14:21:02.975
15 -	1:06.359	0.888	65.53	14:22:09.334
16 -	1:06.211	0.740	65.67	14:23:15.545
17 -	1:06.056	0.585	65.83	14:24:21.601
18 -	1:06.061	0.590	65.82	14:25:27.662
19 -	1:05.888	0.417	65.99	14:26:33.550
20 -	1:05.471 (1)		66.42	14:27:39.021
21 -	1:06.187	0.716	65.70	14:28:45.208
22 -	1:05.804 (3)	0.333	66.08	14:29:51.012
23 -	1:05.966	0.495	65.92	14:30:56.978
24 -	1:07.387	1.916	64.53	14:32:04.365
25 -	1:05.737 (2)	0.266	66.15	14:33:10.102
26 -	1:06.001	0.530	65.88	14:34:16.103

P11 3 Windgat Racing

LAP	LAP TIME	DIFF	MPH	TIME OF DAY
1 -	1:05.889 (2)	0.376	65.99	14:08:03.800
2 -	1:05.513 (1)		66.37	14:09:09.313
3 -	3:15.507 P	2:09.994	22.24	14:12:24.820
4 -	1:16.607	11.094	56.76	14:13:41.427
5 -	1:07.672	2.159	64.26	14:14:49.099
6 -	1:06.974	1.461	64.92	14:15:56.073
7 -	2:25.166 P	1:19.653	29.95	14:18:21.239
8 -	1:16.414	10.901	56.90	14:19:37.653
9 -	1:09.171	3.658	62.86	14:20:46.824
10 -	1:07.827 D	2.314	64.11	14:21:54.651
11 -	1:10.717	5.204	61.49	14:23:05.368
12 -	1:10.483 D	4.670	61.96	14:24:15.551
13 -	1:10.769 D	5.256	61.44	14:25:26.320
14 -	1:08.735	3.222	63.26	14:26:35.055
15 -	1:07.015	1.502	64.89	14:27:42.070
16 -	1:06.702	1.189	65.19	14:28:48.772
17 -	1:07.242	1.729	64.67	14:29:56.014
18 -	1:07.998	2.485	63.95	14:31:04.012
19 -	3:29.565 P	2:24.052	20.75	14:34:33.577
20 -	1:15.683	10.170	57.45	14:35:49.260
21 -	1:09.164	3.651	62.87	14:36:58.424
22 -	1:07.792	2.279	64.14	14:38:06.216
23 -	1:08.809	3.296	63.19	14:39:15.025
24 -	1:07.144	1.631	64.76	14:40:22.169
25 -	1:07.740	2.227	64.19	14:41:29.909
26 -	1:07.113	1.600	64.79	14:42:37.022
27 -	1:07.101	1.588	64.80	14:43:44.123
28 -	1:07.128	1.615	64.78	14:44:51.251
29 -	1:06.524 (3)	1.011	65.36	14:45:57.775

P12 32 Frost Racing

LAP	LAP TIME	DIFF	MPH	TIME OF DAY
1 -	1:13.951	8.366	58.80	14:06:51.305
2 -	1:08.222	2.637	63.74	14:07:59.527
3 -	1:07.807	2.222	64.13	14:09:07.334
4 -	1:08.222	2.637	63.74	14:10:15.556
5 -	1:06.686	1.101	65.21	14:11:22.242
6 -	1:06.346	0.761	65.54	14:12:28.588
7 -	1:07.281	1.696	64.63	14:13:35.869
8 -	1:06.075	0.490	65.81	14:14:41.944
9 -	1:06.063	0.478	65.82	14:15:48.007
10 -	1:06.538	0.953	65.35	14:16:54.545
11 -	1:06.718	1.133	65.17	14:18:01.263

Weather / Track : Bright / Dry

Brands Hatch Indy

Circuit Length = 1.2079 miles

Start: 14:04 Flag 14:44 End: 14:46

MSV Trackdays Enduro KA Series

QUALIFYING - RACE 10 - LAP ANALYSIS

DIFF = Difference To Personal Best Lap

12 -	1:06.135	0.550	65.75	14:19:07.398
13 -	1:05.849	0.264	66.03	14:20:13.247
14 -	1:06.273	0.688	65.61	14:21:19.520
15 -	1:06.221	0.636	65.66	14:22:25.741
16 -	1:06.309	0.724	65.58	14:23:32.050
17 -	1:06.154	0.569	65.73	14:24:38.204
18 -	1:05.948	0.363	65.93	14:25:44.152
19 -	1:06.171	0.586	65.71	14:26:50.323
20 -	1:05.814	0.229	66.07	14:27:56.137
21 -	1:06.030	0.445	65.85	14:29:02.167
22 -	1:05.874	0.289	66.01	14:30:08.041
23 -	1:05.915	0.330	65.97	14:31:13.956
24 -	1:06.797	1.212	65.10	14:32:20.753
25 -	1:05.979	0.394	65.90	14:33:26.732
26 -	1:05.802	0.217	66.08	14:34:32.534
27 -	1:05.599 (2)	0.014	66.29	14:35:38.133
28 -	1:05.585 (1)		66.30	14:36:43.718
29 -	1:06.736	1.151	65.16	14:37:50.454
30 -	1:06.722	1.137	65.17	14:38:57.176
31 -	1:06.112	0.527	65.77	14:40:03.288
32 -	1:05.739 (3)	0.154	66.14	14:41:09.027
33 -	1:06.322	0.737	65.56	14:42:15.349
34 -	1:05.854	0.269	66.03	14:43:21.203
35 -	1:06.413	0.828	65.47	14:44:27.616
36 -	1:05.853	0.268	66.03	14:45:33.469

P13 5 Project 5

LAP	LAP TIME	DIFF	MPH	TIME OF DAY
1 -	1:17.329	11.733	56.23	14:06:29.254
2 -	1:10.240	4.644	61.91	14:07:39.494
3 -	1:07.556	1.960	64.37	14:08:47.050
4 -	1:07.861	2.265	64.08	14:09:54.911
5 -	1:07.809	2.213	64.13	14:11:02.720
6 -	1:08.653	3.057	63.34	14:12:11.373
7 -	1:07.773	2.177	64.16	14:13:19.146
8 -	2:55.397 P	1:49.801	24.79	14:16:14.543
9 -	1:11.958	6.362	60.43	14:17:26.501
10 -	1:08.502	2.906	63.48	14:18:35.003
11 -	1:07.666	2.070	64.26	14:19:42.669
12 -	1:07.156	1.560	64.75	14:20:49.825
13 -	1:06.607	1.011	65.28	14:21:56.432
14 -	1:07.223	1.627	64.68	14:23:03.655
15 -	1:06.380	0.784	65.51	14:24:10.035
16 -	3:03.113 P	1:57.517	23.74	14:27:13.148
17 -	1:13.893	8.297	58.85	14:28:27.041
18 -	1:06.209	0.613	65.67	14:29:33.250
19 -	1:06.500	0.904	65.39	14:30:39.750
20 -	1:08.965	3.369	63.05	14:31:48.715
21 -	1:05.829 (3)	0.233	66.05	14:32:54.544
22 -	1:06.388	0.792	65.50	14:34:00.932
23 -	1:05.798 (2)	0.202	66.09	14:35:06.730
24 -	1:05.596 (1)		66.29	14:36:12.326
25 -	1:08.274	2.678	63.69	14:37:20.600
26 -	1:07.069	1.473	64.83	14:38:27.669
27 -	1:06.124	0.528	65.76	14:39:33.793
28 -	1:06.050	0.454	65.83	14:40:39.843
29 -	1:06.244	0.648	65.64	14:41:46.087
30 -	1:07.438	1.842	64.48	14:42:53.525
31 -	1:08.521	2.925	63.46	14:44:02.046
32 -	1:06.066	0.470	65.82	14:45:08.112

DIFF = Difference To Personal Best Lap

P14 7 GB Finch				
LAP	LAP TIME	DIFF	MPH	TIME OF DAY
1 -	1:11.085	5.486	61.17	14:07:08.637
2 -	1:07.353	1.754	64.56	14:08:15.990
3 -	1:06.797	1.198	65.10	14:09:22.787
4 -	1:06.572	0.973	65.32	14:10:29.359
5 -	1:06.647	1.048	65.24	14:11:36.006
6 -	1:06.552	0.953	65.34	14:12:42.558
7 -	1:06.669	1.070	65.22	14:13:49.227
8 -	1:07.693	2.094	64.24	14:14:56.920
9 -	1:07.960	2.361	63.98	14:16:04.880
10 -	1:07.225	1.626	64.68	14:17:12.105
11 -	1:07.293	1.694	64.62	14:18:19.398
12 -	1:06.409	0.810	65.48	14:19:25.807
13 -	1:07.531	1.932	64.39	14:20:33.338
14 -	3:01.502 P	1:55.903	23.95	14:23:34.840
15 -	1:12.018	6.419	60.38	14:24:46.858
16 -	1:06.458	0.859	65.43	14:25:53.316
17 -	1:06.350	0.751	65.54	14:26:59.666
18 -	1:05.743 (2)	0.144	66.14	14:28:05.409
19 -	4:05.889 D	0.290	65.99	14:29:11.298
20 -	1:07.011	1.412	64.89	14:30:18.309
21 -	4:07.243 D	1.614	64.69	14:31:25.522
22 -	1:06.130	0.531	65.75	14:32:31.652
23 -	1:06.176	0.577	65.71	14:33:37.828
24 -	4:05.909 D	0.310	65.97	14:34:43.737
25 -	1:05.756 (3)	0.157	66.13	14:35:49.493
26 -	1:05.599 (1)		66.29	14:36:55.092
27 -	4:05.757 D	0.158	66.13	14:38:00.849
28 -	1:06.030	0.431	65.85	14:39:06.879
29 -	1:05.976	0.377	65.91	14:40:12.855
30 -	1:06.209	0.610	65.67	14:41:19.064
31 -	1:06.176	0.577	65.71	14:42:25.240
32 -	1:06.157	0.558	65.73	14:43:31.397
33 -	1:05.960	0.361	65.92	14:44:37.357
34 -	1:06.401	0.802	65.49	14:45:43.758

P15 8 Peak Performance Reviews

LAP	LAP TIME	DIFF	MPH	TIME OF DAY
1 -	1:16.163	10.463	57.09	14:06:47.166
2 -	1:06.799	1.099	65.09	14:07:53.965
3 -	1:06.242	0.542	65.64	14:09:00.207
4 -	1:05.910	0.210	65.97	14:10:06.117
5 -	1:06.107	0.407	65.78	14:11:12.224
6 -	4:05.934 D	0.234	65.95	14:12:18.158
7 -	2:20.796 P	1:15.096	30.88	14:14:38.954
8 -	1:11.265	5.565	61.02	14:15:50.219
9 -	1:06.520	0.820	65.37	14:16:56.739
10 -	1:06.116	0.416	65.77	14:18:02.855
11 -	1:05.775 (2)	0.075	66.11	14:19:08.630
12 -	1:05.700 (1)		66.18	14:20:14.330
13 -	1:05.875 (3)	0.175	66.01	14:21:20.205
14 -	1:06.057	0.357	65.83	14:22:26.262
15 -	2:25.369 P	1:19.669	29.91	14:24:51.631
16 -	1:15.599	9.899	57.52	14:26:07.230
17 -	1:07.821	2.121	64.11	14:27:15.051
18 -	1:06.725	1.025	65.17	14:28:21.776
19 -	1:06.992	1.292	64.91	14:29:28.768
20 -	1:06.358	0.658	65.53	14:30:35.126
21 -	1:06.342	0.642	65.54	14:31:41.468
22 -	1:06.035	0.335	65.85	14:32:47.503
23 -	2:26.786 P	1:21.086	29.62	14:35:14.289
24 -	1:15.199	9.499	57.82	14:36:29.488

Brands Hatch Indy

Circuit Length = 1.2079 miles

Start: 14:04 Flag 14:44 End: 14:46

Weather / Track : Bright / Dry

MSV Trackdays Enduro KA Series

QUALIFYING - RACE 10 - LAP ANALYSIS

DIFF = Difference To Personal Best Lap

25 -	1:07.812	2.112	64.12	14:37:37.300
26 -	1:06.704	1.004	65.19	14:38:44.004
27 -	1:07.039 D	1.339	64.86	14:39:51.043
28 -	1:06.603	0.903	65.29	14:40:57.646
29 -	1:06.189	0.489	65.69	14:42:03.835
30 -	1:08.271	2.571	63.69	14:43:12.106
31 -	1:06.298	0.598	65.59	14:44:18.404
32 -	1:07.466	1.766	64.45	14:45:25.870

P16 99 Team Deranged

LAP	LAP TIME	DIFF	MPH	TIME OF DAY
1 -	1:12.983	7.122	59.58	14:07:14.475
2 -	1:06.922 D	1.061	64.98	14:08:21.397
3 -	1:06.627	0.766	65.26	14:09:28.024
4 -	1:06.380 (3)	0.519	65.51	14:10:34.404
5 -	1:07.497 D	1.636	64.42	14:11:41.901
6 -	1:06.557 D	0.696	65.33	14:12:48.458
7 -	1:05.818 D		66.07	14:13:54.276
8 -	1:06.088 (2)	0.227	65.80	14:15:00.364
9 -	1:06.466 D	0.605	65.42	14:16:06.830
10 -	1:05.861 (1)		66.02	14:17:12.691
11 -	1:07.142	1.281	64.76	14:18:19.833
12 -	1:06.196 D	0.335	65.69	14:19:26.029
13 -	1:07.064	1.203	64.84	14:20:33.093
14 -	1:06.650 D	0.789	65.24	14:21:39.743
15 -	4:35.392 P	3:29.531	15.79	14:26:15.135
16 -	1:18.225	12.364	55.59	14:27:33.360
17 -	1:11.703	5.842	60.64	14:28:45.063
18 -	1:10.150	4.289	61.99	14:29:55.213
19 -	1:08.359 D	2.498	63.61	14:31:03.572
20 -	1:09.352 D	3.491	62.70	14:32:12.924
21 -	1:08.658 D	2.797	63.33	14:33:21.582
22 -	1:07.944	2.083	64.00	14:34:29.526
23 -	1:06.872	1.011	65.02	14:35:36.398
24 -	1:06.502	0.641	65.39	14:36:42.900
25 -	1:07.286 D	1.425	64.62	14:37:50.186
26 -	1:07.148 D	1.287	64.76	14:38:57.334
27 -	1:09.790	3.929	62.30	14:40:07.124

P17 19 LDR Performance Tuning

LAP	LAP TIME	DIFF	MPH	TIME OF DAY
1 -	1:12.090	6.185	60.32	14:07:06.363
2 -	1:07.984	2.079	63.96	14:08:14.347
3 -	1:07.220	1.315	64.69	14:09:21.567
4 -	1:06.966	1.061	64.93	14:10:28.533
5 -	1:06.447	0.542	65.44	14:11:34.980
6 -	1:06.131	0.226	65.75	14:12:41.111
7 -	1:06.016 (3)	0.111	65.87	14:13:47.127
8 -	1:06.609	0.704	65.28	14:14:53.736
9 -	1:06.512	0.607	65.38	14:16:00.248
10 -	1:06.550	0.645	65.34	14:17:06.798
11 -	1:05.943 (2)	0.038	65.94	14:18:12.741
12 -	1:07.144	1.239	64.76	14:19:19.885
13 -	1:08.516	2.611	63.46	14:20:28.401
14 -	3:15.144 P	2:09.239	22.28	14:23:43.545
15 -	1:17.287	11.382	56.26	14:25:00.832
16 -	1:08.686	2.781	63.31	14:26:09.518
17 -	1:07.716	1.811	64.21	14:27:17.234
18 -	1:07.641	1.736	64.28	14:28:24.875
19 -	1:07.334	1.429	64.58	14:29:32.209
20 -	1:07.235	1.330	64.67	14:30:39.444
21 -	1:07.096	1.191	64.81	14:31:46.540
22 -	1:06.474	0.569	65.41	14:32:53.014

DIFF = Difference To Personal Best Lap

23 -	1:06.542	0.637	65.35	14:33:59.556
24 -	1:06.168	0.263	65.72	14:35:05.724
25 -	1:05.905 (1)		65.98	14:36:11.629
26 -	1:07.712	1.807	64.22	14:37:19.341
27 -	1:12.207	6.302	60.22	14:38:31.548
28 -	1:06.480	0.575	65.41	14:39:38.028
29 -	1:08.680	2.775	63.31	14:40:46.708
30 -	1:06.367	0.462	65.52	14:41:53.075
31 -	1:09.223	3.318	62.82	14:43:02.298
32 -	1:07.218	1.313	64.69	14:44:09.516
33 -	1:06.532	0.627	65.36	14:45:16.048

P18 107 107 Racing

LAP	LAP TIME	DIFF	MPH	TIME OF DAY
1 -	1:14.993	8.998	57.98	14:06:30.734
2 -	1:10.598	4.603	61.59	14:07:41.332
3 -	1:07.464	1.469	64.45	14:08:48.796
4 -	1:07.059	1.064	64.84	14:09:55.855
5 -	1:07.208	1.213	64.70	14:11:03.063
6 -	1:07.617	1.622	64.31	14:12:10.680
7 -	1:06.883	0.888	65.01	14:13:17.563
8 -	1:06.362 (3)	0.367	65.52	14:14:23.925
9 -	1:07.721	1.726	64.21	14:15:31.646
10 -	1:06.919	0.924	64.98	14:16:38.565
11 -	1:07.800	1.805	64.13	14:17:46.365
12 -	1:06.849	0.854	65.05	14:18:53.214
13 -	1:06.925	0.930	64.97	14:20:00.139
14 -	3:03.555 P	1:57.560	23.69	14:23:03.694
15 -	1:11.697	5.702	60.65	14:24:15.391
16 -	1:09.163 D	3.168	62.87	14:25:24.554
17 -	1:07.269	1.274	64.64	14:26:31.823
18 -	1:06.707	0.712	65.18	14:27:38.530
19 -	1:06.920	0.925	64.98	14:28:45.450
20 -	1:06.830	0.835	65.06	14:29:52.280
21 -	1:06.581	0.586	65.31	14:30:58.861
22 -	1:05.995 (1)		65.89	14:32:04.856
23 -	1:06.409	0.414	65.48	14:33:11.265
24 -	1:05.966 D		65.92	14:34:17.231
25 -	1:06.535	0.540	65.35	14:35:23.766
26 -	1:06.027 (2)	0.032	65.86	14:36:29.793
27 -	1:06.581	0.586	65.31	14:37:36.374
28 -	1:06.872	0.877	65.02	14:38:43.246
29 -	1:06.717	0.722	65.17	14:39:49.963
30 -	1:06.757 D	0.762	65.14	14:40:56.720
31 -	1:06.370	0.375	65.52	14:42:03.090
32 -	1:07.401	1.406	64.51	14:43:10.491
33 -	1:07.317	1.322	64.59	14:44:17.808
34 -	1:06.811	0.816	65.08	14:45:24.619

P19 46 JDC Motorsport

LAP	LAP TIME	DIFF	MPH	TIME OF DAY
1 -	1:14.559	8.514	58.32	14:06:19.977
2 -	1:07.365	1.320	64.55	14:07:27.342
3 -	1:07.181	1.136	64.72	14:08:34.523
4 -	1:06.420 (3)	0.375	65.47	14:09:40.943
5 -	1:07.217	1.172	64.69	14:10:48.160
6 -	1:07.079	1.034	64.82	14:11:55.239
7 -	1:06.802	0.757	65.09	14:13:02.041
8 -	1:06.847	0.802	65.05	14:14:08.888
9 -	1:06.480	0.435	65.41	14:15:15.368
10 -	1:07.308	1.263	64.60	14:16:22.676
11 -	1:08.852	2.807	63.15	14:17:31.528
12 -	1:06.045 (1)		65.84	14:18:37.573

Weather / Track : Bright / Dry

Brands Hatch Indy

Circuit Length = 1.2079 miles

Start: 14:04 Flag 14:44 End: 14:46

MSV Trackdays Enduro KA Series

QUALIFYING - RACE 10 - LAP ANALYSIS

DIFF = Difference To Personal Best Lap

13 -	11:32.638	P	10:26.593	6.27	14:30:10.211
14 -	1:24.817		18.772	51.27	14:31:35.028
15 -	1:07.194		1.149	64.71	14:32:42.222
16 -	4:06.635	D	0.590	65.26	14:33:48.857
17 -	1:13.531		7.486	59.13	14:35:02.388
18 -	1:06.969		0.924	64.93	14:36:09.357
19 -	1:06.549		0.504	65.34	14:37:15.906
20 -	1:06.503		0.458	65.38	14:38:22.409
21 -	1:06.452		0.407	65.43	14:39:28.861
22 -	1:06.576		0.531	65.31	14:40:35.437
23 -	1:06.722		0.677	65.17	14:41:42.159
24 -	1:07.639		1.594	64.29	14:42:49.798
25 -	1:06.872		0.827	65.02	14:43:56.670
26 -	1:06.289	(2)	0.244	65.60	14:45:02.959

P20 96 Team MotorAid

LAP	LAP TIME	DIFF	MPH	TIME OF DAY	
1 -	1:10.506	4.324	61.67	14:06:07.180	
2 -	1:06.858	0.676	65.04	14:07:14.038	
3 -	1:06.530	0.348	65.36	14:08:20.568	
4 -	1:06.233	(3)	0.051	65.65	14:09:26.801
5 -	1:06.249		0.067	65.64	14:10:33.050
6 -	1:06.197	(2)	0.015	65.69	14:11:39.247
7 -	1:06.502		0.320	65.39	14:12:45.749
8 -	1:06.182	(1)	65.70	14:13:51.931	
9 -	2:45.038	P	1:38.856	26.34	14:16:36.969
10 -	1:17.235		11.053	56.30	14:17:54.204
11 -	1:08.372		2.190	63.60	14:19:02.576
12 -	1:09.441		3.259	62.62	14:20:12.017
13 -	1:08.021		1.839	63.93	14:21:20.038
14 -	1:08.056		1.874	63.89	14:22:28.094
15 -	2:37.545	P	1:31.363	27.60	14:25:05.639
16 -	1:13.388		7.206	59.25	14:26:19.027
17 -	1:12.281		6.099	60.16	14:27:31.308
18 -	1:08.026		1.844	63.92	14:28:39.334
19 -	1:07.814		1.632	64.12	14:29:47.148
20 -	1:07.892		1.710	64.05	14:30:55.040
21 -	2:47.716	P	1:41.534	25.92	14:33:42.756
22 -	1:18.717		12.535	55.24	14:35:01.473
23 -	1:09.444		3.262	62.62	14:36:10.917
24 -	1:07.856		1.674	64.08	14:37:18.773
25 -	1:09.952		3.770	62.16	14:38:28.725
26 -	4:07.884	D	1.699	64.06	14:39:36.606
27 -	1:08.234		2.052	63.73	14:40:44.840
28 -	1:07.861		1.679	64.08	14:41:52.701
29 -	1:08.522		2.340	63.46	14:43:01.223
30 -	1:07.487		1.305	64.43	14:44:08.710
31 -	1:07.037		0.855	64.86	14:45:15.747

P21 16 M&D Racing

LAP	LAP TIME	DIFF	MPH	TIME OF DAY	
1 -	1:17.012	10.813	56.46	14:06:49.948	
2 -	1:08.535	2.336	63.45	14:07:58.483	
3 -	1:07.389	1.190	64.52	14:09:05.872	
4 -	1:07.704		1.505	64.22	14:10:13.576
5 -	2:32.655	P	1:26.456	28.48	14:12:46.231
6 -	1:13.960		7.761	58.79	14:14:00.191
7 -	1:07.420		1.221	64.50	14:15:07.611
8 -	1:06.833		0.634	65.06	14:16:14.444
9 -	1:06.792	(3)	0.593	65.10	14:17:21.236
10 -	1:06.930		0.731	64.97	14:18:28.166
11 -	1:10.603		4.404	61.59	14:19:38.769
12 -	1:13.845		7.646	58.88	14:20:52.614

DIFF = Difference To Personal Best Lap

13 -	1:06.199	(1)	65.68	14:21:58.813	
14 -	1:08.596		2.397	63.39	14:23:07.409
15 -	1:07.072		0.873	64.83	14:24:14.481
16 -	1:06.621	(2)	0.422	65.27	14:25:21.102
17 -	2:47.800	P	1:41.601	25.91	14:28:08.902
18 -	1:23.960		17.761	51.79	14:29:32.862
19 -	1:16.349		10.150	56.95	14:30:49.211
20 -	1:13.307		7.108	59.32	14:32:02.518
21 -	1:11.602		5.403	60.73	14:33:14.120
22 -	1:07.959		1.760	63.98	14:34:22.079
23 -	1:07.482		1.283	64.44	14:35:29.561
24 -	1:07.232		1.033	64.68	14:36:36.793
25 -	1:07.490		1.291	64.43	14:37:44.283
26 -	1:08.040		1.841	63.91	14:38:52.323
27 -	1:06.893		0.694	65.00	14:39:59.216
28 -	1:07.012		0.813	64.89	14:41:06.228
29 -	1:07.071		0.872	64.83	14:42:13.299
30 -	1:09.964		3.765	62.15	14:43:23.263
31 -	1:07.096		0.897	64.81	14:44:30.359
32 -	1:09.074		2.875	62.95	14:45:39.433

P22 172 Misty Racing

LAP	LAP TIME	DIFF	MPH	TIME OF DAY	
1 -	1:15.016	8.733	57.96	14:06:29.736	
2 -	1:12.155	5.872	60.26	14:07:41.891	
3 -	1:08.279	1.996	63.68	14:08:50.170	
4 -	1:07.654	1.371	64.27	14:09:57.824	
5 -	1:07.639	1.356	64.29	14:11:05.463	
6 -	1:07.765	1.482	64.17	14:12:13.228	
7 -	1:07.393	1.110	64.52	14:13:20.621	
8 -	2:30.275	P	1:23.992	28.93	14:15:50.896
9 -	1:18.558		12.275	55.35	14:17:09.454
10 -	1:12.002		5.719	60.39	14:18:21.456
11 -	1:11.101		4.818	61.16	14:19:32.557
12 -	1:11.349		5.066	60.94	14:20:43.906
13 -	1:10.345		4.062	61.81	14:21:54.251
14 -	1:09.903		3.620	62.20	14:23:04.154
15 -	1:10.785		4.502	61.43	14:24:14.939
16 -	1:10.963		4.680	61.27	14:25:25.902
17 -	1:11.642		5.359	60.69	14:26:37.544
18 -	1:09.241		2.958	62.80	14:27:46.785
19 -	1:09.504		3.221	62.56	14:28:56.289
20 -	1:09.782		3.499	62.31	14:30:06.071
21 -	1:07.730		1.447	64.20	14:31:13.801
22 -	1:08.747		2.464	63.25	14:32:22.548
23 -	1:07.459		1.176	64.46	14:33:30.007
24 -	2:58.806	P	1:52.523	24.32	14:36:28.813
25 -	4:14.539	D	8.256	58.33	14:37:43.352
26 -	1:07.594		1.311	64.33	14:38:50.946
27 -	1:07.282		0.999	64.63	14:39:58.228
28 -	1:06.646		0.363	65.24	14:41:04.874
29 -	1:06.494	(3)	0.211	65.39	14:42:11.368
30 -	1:06.309	(2)	0.026	65.58	14:43:17.677
31 -	1:06.822		0.539	65.07	14:44:24.499
32 -	1:06.283	(1)	65.60	14:45:30.782	

P23 180 Shine automotive

LAP	LAP TIME	DIFF	MPH	TIME OF DAY
1 -	1:18.269	11.440	55.55	14:06:28.537
2 -	1:09.952	3.123	62.16	14:07:38.489
3 -	1:07.430	0.601	64.49	14:08:45.919
4 -	1:07.259	0.430	64.65	14:09:53.178
5 -	1:07.307	0.478	64.60	14:11:00.485

Weather / Track : Bright / Dry

Brands Hatch Indy

Circuit Length = 1.2079 miles

Start: 14:04 Flag 14:44 End: 14:46

MSV Trackdays Enduro KA Series

QUALIFYING - RACE 10 - LAP ANALYSIS

DIFF = Difference To Personal Best Lap

6 -	1:07.018	0.189	64.88	14:12:07.503
7 -	1:07.250	0.421	64.66	14:13:14.753
8 -	1:07.307	0.478	64.60	14:14:22.060
9 -	1:07.363	0.534	64.55	14:15:29.423
10 -	1:07.092	0.263	64.81	14:16:36.515
11 -	1:07.428	0.599	64.49	14:17:43.943
12 -	1:07.413	0.584	64.50	14:18:51.356
13 -	1:06.981	0.152	64.92	14:19:58.337
14 -	1:07.164	0.335	64.74	14:21:05.501
15 -	1:06.848 (2)	0.019	65.05	14:22:12.349
16 -	1:06.890 (3)	0.061	65.01	14:23:19.239
17 -	1:07.001	0.172	64.90	14:24:26.240
18 -	2:51.236 P	1:44.407	25.39	14:27:17.476
19 -	1:14.180	7.351	58.62	14:28:31.656
20 -	1:07.875	1.046	64.06	14:29:39.531
21 -	1:08.939	2.110	63.07	14:30:48.470
22 -	1:07.566	0.737	64.36	14:31:56.036
23 -	1:07.743	0.914	64.19	14:33:03.779
24 -	1:07.990	1.161	63.95	14:34:11.769
25 -	1:07.656 D	0.827	64.27	14:35:19.425
26 -	1:08.926	2.097	63.09	14:36:28.351
27 -	1:07.255	0.426	64.65	14:37:35.606
28 -	1:07.415 D	0.586	64.50	14:38:43.021
29 -	1:07.867	1.038	64.07	14:39:50.888
30 -	1:09.108	2.279	62.92	14:40:59.996
31 -	1:07.062	0.233	64.84	14:42:07.058
32 -	1:06.994 D	0.165	64.91	14:43:14.052
33 -	1:08.879	2.050	63.13	14:44:22.931
34 -	1:06.829 (1)		65.07	14:45:29.760

P24 27 Semprini Racing

LAP	LAP TIME	DIFF	MPH	TIME OF DAY
1 -	1:15.149	8.247	57.86	14:06:37.839
2 -	1:09.531	2.629	62.54	14:07:47.370
3 -	1:08.807	1.905	63.20	14:08:56.177
4 -	1:08.804	1.902	63.20	14:10:04.981
5 -	1:09.383	2.481	62.67	14:11:14.364
6 -	2:26.501 P	1:19.599	29.68	14:13:40.865
7 -	1:15.332	8.430	57.72	14:14:56.197
8 -	1:08.152	1.250	63.80	14:16:04.349
9 -	1:08.148	1.246	63.81	14:17:12.497
10 -	1:09.182	2.280	62.85	14:18:21.679
11 -	2:59.333 P	1:52.431	24.24	14:21:21.012
12 -	1:17.102	10.200	56.40	14:22:38.114
13 -	1:08.361	1.459	63.61	14:23:46.475
14 -	1:08.585 D	1.683	63.40	14:24:55.060
15 -	1:08.492	1.590	63.49	14:26:03.552
16 -	1:08.078 D	1.176	63.87	14:27:11.630
17 -	2:37.243 P	1:30.341	27.65	14:29:48.873
18 -	1:13.815	6.913	58.91	14:31:02.688
19 -	1:07.498 (3)	0.596	64.42	14:32:10.186
20 -	1:07.822	0.920	64.11	14:33:18.008
21 -	1:08.517	1.615	63.46	14:34:26.525
22 -	1:07.351 (2)	0.449	64.56	14:35:33.876
23 -	1:08.224	1.322	63.74	14:36:42.100
24 -	1:08.549	1.647	63.43	14:37:50.649
25 -	1:12.400	5.498	60.06	14:39:03.049
26 -	1:07.635	0.733	64.29	14:40:10.684
27 -	1:07.873	0.971	64.06	14:41:18.557
28 -	1:07.948	1.046	63.99	14:42:26.505
29 -	1:07.710	0.808	64.22	14:43:34.215
30 -	1:07.593	0.691	64.33	14:44:41.808
31 -	1:06.902 (1)		64.99	14:45:48.710

DIFF = Difference To Personal Best Lap

P25 132 VTK Motorsport				
LAP	LAP TIME	DIFF	MPH	TIME OF DAY
1 -	1:16.777	9.817	56.63	14:06:37.763
2 -	1:11.009 D	4.049	61.24	14:07:48.772
3 -	1:11.475 D	4.515	60.84	14:09:00.247
4 -	1:08.882	1.922	63.13	14:10:09.129
5 -	1:08.169	1.209	63.79	14:11:17.298
6 -	1:08.441	1.481	63.53	14:12:25.739
7 -	2:22.774 P	1:15.814	30.45	14:14:48.513
8 -	1:18.300	11.340	55.53	14:16:06.813
9 -	1:08.316	1.356	63.65	14:17:15.129
10 -	1:07.454	0.494	64.46	14:18:22.583
11 -	1:10.883	3.923	61.34	14:19:33.466
12 -	1:08.029 D	1.069	63.92	14:20:41.495
13 -	1:07.950	0.990	63.99	14:21:49.445
14 -	1:07.831 D	0.871	64.10	14:22:57.276
15 -	2:42.504 P	1:35.544	26.75	14:25:39.780
16 -	1:16.554	9.594	56.80	14:26:56.334
17 -	1:07.848	0.888	64.09	14:28:04.182
18 -	1:06.960 (1)		64.94	14:29:11.142
19 -	1:06.983 (2)	0.023	64.92	14:30:18.125
20 -	1:08.815	1.855	63.19	14:31:26.940
21 -	1:08.039	1.079	63.91	14:32:34.979
22 -	1:07.149 (3)	0.189	64.76	14:33:42.128
23 -	1:07.202	0.242	64.70	14:34:49.330
24 -	1:07.535	0.575	64.39	14:35:56.865

P26 4 Alex Reade Motorsport

LAP	LAP TIME	DIFF	MPH	TIME OF DAY
1 -	1:21.022	13.641	53.67	14:06:27.948
2 -	1:18.869	11.488	55.13	14:07:46.817
3 -	1:20.665	13.284	53.90	14:09:07.482
4 -	1:17.170	9.789	56.35	14:10:24.652
5 -	1:19.485	12.104	54.70	14:11:44.137
6 -	1:19.393	12.012	54.77	14:13:03.530
7 -	1:18.328	10.947	55.51	14:14:21.858
8 -	3:12.517 P	2:05.136	22.58	14:17:34.375
9 -	1:14.657	7.276	58.24	14:18:49.032
10 -	1:10.903 D	3.522	61.33	14:19:59.935
11 -	1:09.776	2.395	62.32	14:21:09.711
12 -	1:09.054	1.673	62.97	14:22:18.765
13 -	1:08.760	1.379	63.24	14:23:27.525
14 -	1:08.852	1.471	63.15	14:24:36.377
15 -	1:08.903	1.522	63.11	14:25:45.280
16 -	1:09.418	2.037	62.64	14:26:54.698
17 -	1:08.078 D	0.697	63.87	14:28:02.776
18 -	1:08.210	0.829	63.75	14:29:10.986
19 -	1:08.896	1.515	63.11	14:30:19.882
20 -	7:26.671 P	6:19.290	9.73	14:37:46.553
21 -	1:15.513	8.132	57.58	14:39:02.066
22 -	1:08.061	0.680	63.89	14:40:10.127
23 -	1:08.744	1.363	63.25	14:41:18.871
24 -	1:08.468	1.087	63.51	14:42:27.339
25 -	1:07.873 (3)	0.492	64.06	14:43:35.212
26 -	1:07.381 (1)		64.53	14:44:42.593
27 -	1:07.809 (2)	0.428	64.13	14:45:50.402

P27 39 LDR Performance Tuning

LAP	LAP TIME	DIFF	MPH	TIME OF DAY
1 -	1:17.594	9.629	56.04	14:07:17.082
2 -	1:11.238	3.273	61.04	14:08:28.320
3 -	1:10.133	2.168	62.00	14:09:38.453

Brands Hatch Indy

Circuit Length = 1.2079 miles

Start: 14:04 Flag 14:44 End: 14:46

Weather / Track : Bright / Dry

MSV Trackdays Enduro KA Series

QUALIFYING - RACE 10 - LAP ANALYSIS

DIFF = Difference To Personal Best Lap

4 -	1:11.197	3.232	61.07	14:10:49.650
5 -	1:09.689	1.724	62.40	14:11:59.339
6 -	1:11.217	3.252	61.06	14:13:10.556
7 -	1:10.234	2.269	61.91	14:14:20.790
8 -	1:11.037	3.072	61.21	14:15:31.827
9 -	1:10.239	2.274	61.91	14:16:42.066
10 -	1:09.954	1.989	62.16	14:17:52.020
11 -	1:09.642	1.677	62.44	14:19:01.662
12 -	1:10.737	2.772	61.47	14:20:12.399
13 -	1:10.041	2.076	62.08	14:21:22.440
14 -	1:09.359	1.394	62.69	14:22:31.799
15 -	1:08.626	0.661	63.36	14:23:40.425
16 -	1:08.947	0.982	63.07	14:24:49.372
17 -	1:08.881	0.916	63.13	14:25:58.253
18 -	1:09.619	1.654	62.46	14:27:07.872
19 -	1:08.404 (3)	0.439	63.57	14:28:16.276
20 -	1:08.631	0.666	63.36	14:29:24.907
21 -	1:08.507	0.542	63.47	14:30:33.414
22 -	1:09.848	1.883	62.25	14:31:43.262
23 -	1:09.411	1.446	62.65	14:32:52.673
24 -	1:09.186	1.221	62.85	14:34:01.859
25 -	1:07.965 (1)		63.98	14:35:09.824
26 -	1:08.746	0.781	63.25	14:36:18.570
27 -	1:08.672	0.707	63.32	14:37:27.242
28 -	1:08.629	0.664	63.36	14:38:35.871
29 -	1:08.158 (2)	0.193	63.80	14:39:44.029
30 -	1:09.140	1.175	62.89	14:40:53.169
31 -	1:08.878	0.913	63.13	14:42:02.047
32 -	1:11.475	3.510	60.84	14:43:13.522
33 -	1:10.762	2.797	61.45	14:44:24.284
34 -	1:09.002	1.037	63.02	14:45:33.286

MSV Trackdays Enduro KA Series

QUALIFYING - RACE 10 - STATISTICS

Competitors Started 27
Planned Start 2020-09-19 @ 14:20:00.000
Actual Start 2020-09-19 @ 14:04:50.299
Finish Time 2020-09-19 @ 14:44:51.834
Track Length 1.2079mi.
Total Laps 831
Total Distance Covered 1003.8027mi.

Session Fastest Lap History

NO	NAME	LAP TIME	TIME OF DAY	LAP	VEHICLE
112	Octane Junkies <i>M. SMITH</i>	1:06.115	14:07:10.521	2	FordKA
111	Octane Junkies <i>A. SMITH</i>	1:05.738	14:07:19.702	2	FordKA
31	IP Racing <i>A. BLAIR</i>	1:04.864	14:08:04.930	2	FordKA
30	IP Racing <i>S. MACKAY</i>	1:04.820	14:08:08.314	2	FordKA
30	IP Racing <i>S. MACKAY</i>	1:04.594	14:14:43.570	8	FordKA
30	IP Racing <i>S. MACKAY</i>	1:04.414	14:24:15.957	12	FordKA

Flag History

TYPE	TIME OF DAY
GREEN	14:04:50.299
FINISH	14:44:51.834

Flag Statistics

TYPE	COUNT	TOTAL LAPS	TOTAL TIME
Green	1	37	41:23.829
Red	0	0	0.000
Safety Car	0	0	0.000
FCY	0	0	0.000

Weather / Track : Bright / Dry

Results can be found at www.tsl-timing.com

Brands Hatch Indy
Circuit Length = 1.2079 miles
Start: 14:04 Flag 14:44 End: 14:46


Printed - 14:50 Saturday, 19 September 2020

MSV Trackdays Enduro KA Series

RACE 10 - GRID (15 minutes)

ROW 14	27	107	107 Racing			
ROW 13	25	4	Alex Reade Motorsport	26	39	LDR Performance Tuning
ROW 12	23	27	Semprini Racing	24	132	VTK Motorsport
ROW 11	21	172	Misty Racing	22	180	Shine automotive
ROW 10	19	96	Team MotorAid	20	16	M&D Racing
ROW 9	17	19	LDR Performance Tuning	18	46	JDC Motorsport
ROW 8	15	8	Peak Performance Reviews	16	99	Team Deranged
ROW 7	13	5	Project 5	14	7	GB Finch
ROW 6	11	3	Windgat Racing	12	32	Frost Racing
ROW 5	9	149	Club Racing UK	10	1	Burton Power Racing
ROW 4	7	51	Barwell Autosport	8	98	PistonHeads
ROW 3	5	112	Octane Junkies	6	18	Chr motorsport
ROW 2	3	14	Frugal Racing	4	111	Octane Junkies
ROW 1	1	30	IP Racing	2	31	IP Racing

Pole



Car 108 - Back of grid due to Eligibility

Brands Hatch Indy
Circuit Length = 1.2079 miles

These results are provisional until the conclusion of any judicial and technical matters.

Clerk Of Course :	Steward :	Timekeeper :
-------------------	-----------	--------------

MSV Trackdays Enduro KA Series

RACE 10 - CLASSIFICATION - AMENDED

POS	NO	TEAM / DRIVERS	CAR	LAPS	TIME	GAP	DIFF	MPH	BEST	ON
1	111	Octane Junkies Adam SMITH / Martyn SMITH	FordKA	14	15:14.664			66.56	1:04.835	4
2	18	Chr motorsport David MAYER / Paul ROBSON	FordKA	14	15:15.050	0.386	0.386	66.53	1:04.183	14
3	112	Octane Junkies Martyn SMITH / Adam SMITH	FordKA	14	15:16.252	1.588	1.202	66.44	1:04.770	6
4	31 *	IP Racing Adam BLAIR	FordKA	14	15:20.333	5.669	4.081	66.15	1:04.582	7
5	1	Burton Power Racing Tom VALENTINE	FordKA	14	15:20.395	5.731	0.062	66.14	1:04.908	7
6	149	Club Racing UK Stefan MARSH / Matthew HIBBERD	FordKA	14	15:21.641	6.977	1.246	66.05	1:04.908	7
7	98	PistonHeads Pete DIGNAN	FordKA	14	15:22.700	8.036	1.059	65.98	1:04.972	9
8	30 *	IP Racing Stratton MACKAY	FordKA	14	15:25.924	11.260	3.224	65.75	1:04.474	7
9	32	Frost Racing Frank FROSTICK	FordKA	14	15:29.313	14.649	3.389	65.51	1:05.500	8
10	8	Peak Performance Reviews Olly TURNER / Charles BONIFACE / Joshua LAW / Alex De MOORE	FordKA	14	15:32.586	17.922	3.273	65.28	1:05.340	13
11	99	Team Deranged Josh LARKIN / Jason PELOSI	FordKA	14	15:38.131	23.467	5.545	64.89	1:05.794	7
12	7	GB Finch Joseph BRAGG / Lee FINCH / Benjamin SMITH / Vince TURP	FordKA	14	15:38.530	23.866	0.399	64.86	1:05.686	5
13	19	LDR Performance Tuning Ben BARRY / Andy HARDY	FordKA	14	15:38.811	24.147	0.281	64.84	1:05.310	3
14	16	M&D Racing Daniel MARTIN / Alex MARTIN / Tony MARTIN	FordKA	14	15:41.018	26.354	2.207	64.69	1:05.884	12
15	46	JDC Motorsport Ian MITCHELL	FordKA	14	15:42.783	28.119	1.765	64.57	1:06.024	4
16	3	Windgat Racing Andy CHAPMAN / George GOSLING / Callum MCDUGALL / Mike MARAIS	FordKA	14	15:42.992	28.328	0.209	64.56	1:05.803	6
17	96	Team MotorAid Jason BRETT / Steven ABBS / Freddie ABBS / Mark BEAUMONT	FordKA	14	15:44.175	29.511	1.183	64.48	1:06.231	14
18	172	Misty Racing Simon LANCASHIRE / Nick MOORE / Paul KITE	FordKA	14	15:44.497	29.833	0.322	64.45	1:05.969	7
19	107	107 Racing Phillip O'HALLORAN / Harry SCOTT	FordKA	14	15:44.870	30.206	0.373	64.43	1:06.039	13
20	14	Frugal Racing Wayne JACKSON / Mike MARAIS / Callum MCDUGALL	FordKA	14	15:49.475	34.811	4.605	64.12	1:05.689	8
21	27	Semprini Racing Jeremy EVANS / William PUTTERGILL / Phil HART / James HART	FordKA	14	15:50.529	35.865	1.054	64.04	1:06.331	5
22	4	Alex Reade Motorsport Christopher READE	FordKA	14	15:53.138	38.474	2.609	63.87	1:06.827	14
23	180	Shine automotive Wayne CLELLAND / Collin FRENCH	FordKA	14	15:53.642	38.978	0.504	63.83	1:06.807	7
24	132	VTK Motorsport Lewis SALMON	FordKA	14	15:56.960	42.296	3.318	63.61	1:06.573	5
25	39	LDR Performance Tuning David BYWATER	FordKA	14	15:57.358	42.694	0.398	63.59	1:06.511	9
26	51	Barwell Autosport Taylor NORTON	FordKA	14	16:06.564	51.900	9.206	62.98	1:04.920	7

NOT CLASSIFIED

DNF	5	Project 5 Alex FIELD / Peter SMITH / Craig SMITH / Peter SMITH	FordKA	1	1:13.346	13 Laps	13 Laps	59.28	1:13.346	1
-----	---	---	--------	---	----------	---------	---------	-------	----------	---

FASTEST LAP

18	Chr motorsport David MAYER / Paul ROBSON	FordKA	14	1:04.183	67.75 mph	109.03 kph
----	---	--------	----	----------	-----------	------------

Cars 16 and 18 - No working transponder please sort for tomorrow

Car 30 - 5 second penalty applied for exceeding track limits ref Reg Q14.4.2

Car 30 - 10 second penalty applied for exceeding track limits ref Reg Q14.4.2

Car 31 - 10 second penalty applied for failure to comply with yellow flag signals ref REg Q15.1(e/f)

Weather / Track : Bright / Dry

These results are provisional until the conclusion of any judicial and technical matters.

Brands Hatch Indy

Circuit Length = 1.2079 miles

Start: 17:26 Flag 17:41 End: 17:43

Clerk Of Course :	Timekeeper :
-------------------	--------------

MSV Trackdays Enduro KA Series

RACE 10 - LAP CHART

LAP 1 @ 17:27:51.581			LAP 2 @ 17:28:56.366			LAP 3 @ 17:30:01.812			LAP 4 @ 17:31:06.647			LAP 5 @ 17:32:11.304		
NO	BEHIND	LAP TIME	NO	BEHIND	LAP TIME	NO	BEHIND	LAP TIME	NO	BEHIND	LAP TIME	NO	BEHIND	LAP TIME
30		1:07.593	30		1:04.785	31		1:05.253	31		1:04.835	31		1:04.657
31	0.234	1:07.827	31	0.193	1:04.744	30	0.227	1:05.673	30	0.418	1:05.026	30	0.476	1:04.715
111	1.191	1:08.784	111	1.351	1:04.945	111	1.206	1:05.301	111	1.206	1:04.835	111	1.485	1:04.936
112	1.337	1:08.930	112	1.620	1:05.068	112	1.388	1:05.214	112	1.630	1:05.077	112	1.811	1:04.838
14	1.722	1:09.315	18	3.128	1:05.699	18	2.980	1:05.298	18	2.784	1:04.639	18	2.621	1:04.494
18	2.214	1:09.807	1	3.471	1:05.592	1	3.549	1:05.524	1	4.289	1:05.575	1	5.044	1:05.412
1	2.664	1:10.257	14	3.606	1:06.669	149	3.761	1:05.451	149	4.829	1:05.903	149	5.269	1:05.097
149	2.898	1:10.491	149	3.756	1:05.643	98	4.071	1:05.578	98	4.878	1:05.642	98	5.679	1:05.458
98	3.297	1:10.890	98	3.939	1:05.427	51	4.569	1:05.838	51	5.010	1:05.276	51	5.818	1:05.465
51	3.548	1:11.141	51	4.177	1:05.414	14	5.832	1:07.672	14	7.644	1:06.647	32	10.826	1:07.712
32	4.082	1:11.675	32	5.090	1:05.793	32	6.204	1:06.560	32	7.771	1:06.402	14	10.994	1:08.007
7	4.997	1:12.590	99	6.958	1:06.481	99	7.929	1:06.417	99	9.300	1:06.206	8	11.250	1:06.114
3	5.247	1:12.840	7	7.214	1:07.002	7	8.186	1:06.418	8	9.793	1:06.149	99	11.506	1:06.863
99	5.262	1:12.855	8	7.442	1:06.803	8	8.479	1:06.483	7	10.923	1:07.572	7	11.952	1:05.686
8	5.424	1:13.017	3	8.525	1:08.063	3	9.239	1:06.160	3	11.466	1:07.062	3	13.128	1:06.319
5	5.753	1:13.346	46	9.629	1:07.338	19	9.688	1:05.310	46	11.662	1:06.024	19	13.385	1:06.343
19	6.314	1:13.907	19	9.824	1:08.295	46	10.473	1:06.290	19	11.699	1:06.846	46	14.191	1:07.186
46	7.076	1:14.669	27	10.373	1:07.170	27	11.560	1:06.633	27	13.230	1:06.505	27	14.904	1:06.331
96	7.607	1:15.200	96	10.739	1:07.917	96	11.926	1:06.633	96	13.513	1:06.422	96	15.311	1:06.455
27	7.988	1:15.581	16	11.696	1:08.246	16	12.717	1:06.467	16	13.935	1:06.053	16	15.994	1:06.716
16	8.235	1:15.828	172	11.849	1:07.850	172	14.266	1:07.863	172	15.969	1:06.538	172	17.858	1:06.546
172	8.784	1:16.377	4	12.280	1:07.780	4	14.888	1:08.054	107	17.062	1:06.660	107	18.888	1:06.483
4	9.285	1:16.878	180	12.879	1:07.760	180	15.030	1:07.597	4	17.266	1:07.213	4	19.998	1:07.389
180	9.904	1:17.497	107	13.085	1:07.805	107	15.237	1:07.598	180	17.758	1:07.563	180	20.241	1:07.140
107	10.065	1:17.658	132	14.367	1:08.430	132	16.541	1:07.620	132	19.170	1:07.464	132	21.086	1:06.573
132	10.722	1:18.315	39	14.941	1:08.571	39	17.138	1:07.643	39	19.570	1:07.267	39	22.052	1:07.139
39	11.155	1:18.748												

Weather / Track : Bright / Dry

MSV Trackdays Enduro KA Series

RACE 10 - LAP CHART

LAP 6 @ 17:33:16.130			LAP 7 @ 17:34:20.712			LAP 8 @ 17:35:25.510			LAP 9 @ 17:36:30.293			LAP 10 @ 17:37:34.989		
NO	BEHIND	LAP TIME	NO	BEHIND	LAP TIME	NO	BEHIND	LAP TIME	NO	BEHIND	LAP TIME	NO	BEHIND	LAP TIME
31		1:04.826	31		1:04.582	31		1:04.798	31		1:04.783	31		1:04.696
30	0.265	1:04.615	30	0.157	1:04.474	30	0.205	1:04.846	30	0.221	1:04.799	30	0.176	1:04.651
111	1.511	1:04.852	111	1.874	1:04.945	111	2.171	1:05.095	111	2.545	1:05.157	111	3.022	1:05.173
112	1.755	1:04.770	112	2.230	1:05.057	112	2.352	1:04.920	112	2.972	1:05.403	112	3.173	1:04.897
18	2.879	1:05.084	18	2.848	1:04.551	18	2.545	1:04.495	18	3.194	1:05.432	18	3.393	1:04.895
1	5.478	1:05.260	1	5.804	1:04.908	1	6.164	1:05.158	1	6.832	1:05.451	1	7.655	1:05.519
149	5.739	1:05.296	149	6.065	1:04.908	149	6.406	1:05.139	149	7.542	1:05.919	149	9.639	1:06.793
98	6.279	1:05.426	98	6.786	1:05.089	98	7.523	1:05.535	98	7.712	1:04.972	51	9.817	1:06.452
51	6.632	1:05.640	51	6.970	1:04.920	51	7.696	1:05.524	51	8.061	1:05.148	98	10.321	1:07.305
32	11.730	1:05.730	32	12.764	1:05.616	32	13.466	1:05.500	32	14.406	1:05.723	32	15.345	1:05.635
14	12.371	1:06.203	14	13.662	1:05.873	14	14.553	1:05.689	8	17.380	1:07.370	8	19.613	1:06.929
8	12.566	1:06.142	8	13.865	1:05.881	8	14.793	1:05.726	99	17.659	1:07.082	7	20.660	1:06.077
99	12.917	1:06.237	99	14.129	1:05.794	99	15.360	1:06.029	7	19.279	1:08.086	99	20.836	1:07.873
7	13.676	1:06.550	7	15.060	1:05.966	7	15.976	1:05.714	19	21.071	1:08.821	19	22.093	1:05.718
3	14.105	1:05.803	3	15.354	1:05.831	3	16.635	1:06.079	3	23.170	1:11.318	46	25.717	1:07.091
19	14.707	1:06.148	19	15.675	1:05.550	19	17.033	1:06.156	46	23.322	1:08.661	16	25.958	1:06.887
46	15.918	1:06.553	46	17.674	1:06.338	46	19.444	1:06.568	16	23.767	1:07.039	3	26.224	1:07.750
96	17.348	1:06.863	96	19.604	1:06.838	96	21.304	1:06.498	96	24.745	1:08.224	96	26.699	1:06.650
27	17.782	1:07.704	16	20.411	1:06.961	16	21.511	1:05.898	27	25.379	1:07.229	172	27.589	1:06.694
16	18.032	1:06.864	172	20.593	1:05.969	27	22.933	1:06.959	172	25.591	1:07.146	107	28.649	1:07.586
172	19.206	1:06.174	27	20.772	1:07.572	172	23.228	1:07.433	107	25.759	1:07.074	27	29.121	1:08.438
107	20.643	1:06.581	107	22.144	1:06.083	107	23.468	1:06.122	14	27.945	1:18.175	14	29.471	1:06.222
180	22.426	1:07.011	180	24.651	1:06.807	180	27.574	1:07.721	180	29.656	1:06.865	180	32.362	1:07.402
4	23.247	1:08.075	4	25.646	1:06.981	4	28.096	1:07.248	4	30.223	1:06.910	4	33.842	1:08.315
132	23.752	1:07.492	132	25.873	1:06.703	132	28.323	1:07.248	132	30.559	1:07.019	132	34.085	1:08.222
39	24.515	1:07.289	39	27.056	1:07.123	39	29.376	1:07.118	39	31.104	1:06.511	39	34.512	1:08.104

Weather / Track : Bright / Dry

Results can be found at www.tsl-timing.com

Page 2 of 3

Brands Hatch Indy
 Circuit Length = 1.2079 miles
 Start: 17:26 Flag 17:41 End: 17:43

Printed - 17:46 Saturday, 19 September 2020

MSV Trackdays Enduro KA Series

RACE 10 - LAP CHART

LAP 11 @ 17:38:39.991			LAP 12 @ 17:39:44.797			LAP 13 @ 17:40:49.512			LAP 14 @ 17:41:54.321		
NO	BEHIND	LAP TIME	NO	BEHIND	LAP TIME	NO	BEHIND	LAP TIME	NO	BEHIND	LAP TIME
31		1:05.002	31		1:04.806	31		1:04.715	31		1:04.809
30	0.330	1:05.156	30	0.162	1:04.638	30	0.165	1:04.718	30	0.591	1:05.235
111	3.170	1:05.150	111	3.579	1:05.215	111	4.076	1:05.212	111	4.331	1:05.064
112	3.854	1:05.683	118	4.968	1:05.701	118	5.343	1:05.090	118	4.717	1:04.183
18	4.073	1:05.682	112	5.132	1:06.084	112	5.902	1:05.485	112	5.919	1:04.826
1	8.191	1:05.538	1	8.850	1:05.465	1	9.536	1:05.401	1	10.062	1:05.335
149	10.616	1:05.979	149	10.726	1:04.916	149	11.190	1:05.179	149	11.308	1:04.927
98	10.942	1:05.623	98	11.313	1:05.177	98	11.881	1:05.283	98	12.367	1:05.295
32	16.180	1:05.837	32	17.169	1:05.795	32	18.038	1:05.584	32	18.980	1:05.751
8	20.198	1:05.587	8	20.782	1:05.390	8	21.407	1:05.340	8	22.253	1:05.655
7	22.549	1:06.891	99	24.378	1:06.417	99	25.922	1:06.259	99	27.798	1:06.685
99	22.767	1:06.933	7	24.590	1:06.847	7	26.196	1:06.321	7	28.197	1:06.810
19	23.111	1:06.020	19	25.028	1:06.723	19	26.559	1:06.246	19	28.478	1:06.728
16	27.312	1:06.356	16	28.390	1:05.884	16	29.597	1:05.922	16	30.685	1:05.897
46	27.634	1:06.919	46	29.310	1:06.482	46	30.801	1:06.206	46	32.450	1:06.458
3	28.048	1:06.826	3	29.649	1:06.407	3	31.112	1:06.178	3	32.659	1:06.356
96	28.944	1:07.247	96	30.680	1:06.542	96	32.420	1:06.455	96	33.842	1:06.231
172	29.445	1:06.858	172	30.893	1:06.254	172	32.880	1:06.702	172	34.164	1:06.093
107	29.993	1:06.346	107	31.948	1:06.761	107	33.272	1:06.039	107	34.537	1:06.074
27	31.720	1:07.601	14	34.623	1:07.327	14	36.825	1:06.917	14	39.142	1:07.126
14	32.102	1:07.633	27	34.809	1:07.895	27	37.585	1:07.491	27	40.196	1:07.420
180	35.106	1:07.746	4	38.516	1:07.408	4	40.787	1:06.986	4	42.805	1:06.827
4	35.914	1:07.074	180	38.694	1:08.394	180	40.971	1:06.992	180	43.309	1:07.147
132	36.618	1:07.535	132	40.940	1:09.128	132	43.724	1:07.499	132	46.627	1:07.712
39	37.454	1:07.944	39	42.165	1:09.517	39	44.766	1:07.316	39	47.025	1:07.068
51	50.205	1:45.390	51	53.287	1:07.888	51	55.148	1:06.576	51	56.231	1:05.892

Weather / Track : Bright / Dry

Results can be found at www.tsl-timing.com

Page 3 of 3

Brands Hatch Indy
 Circuit Length = 1.2079 miles
 Start: 17:26 Flag 17:41 End: 17:43

Printed - 17:46 Saturday, 19 September 2020

MSV Trackdays Enduro KA Series

RACE 10 - LAP ANALYSIS

DIFF = Difference To Personal Best Lap

P1 31 IP Racing				
LAP	LAP TIME	DIFF	MPH	TIME OF DAY
1 -	1:07.827	3.245	64.11	17:27:51.815
2 -	1:04.744	0.162	67.16	17:28:56.559
3 -	1:05.253	0.671	66.64	17:30:01.812
4 -	1:04.835	0.253	67.07	17:31:06.647
5 -	1:04.657 (2)	0.075	67.25	17:32:11.304
6 -	1:04.826	0.244	67.08	17:33:16.130
7 -	1:04.582 (1)		67.33	17:34:20.712
8 -	1:04.798	0.216	67.11	17:35:25.510
9 -	1:04.783	0.201	67.12	17:36:30.293
10 -	1:04.696 (3)	0.114	67.21	17:37:34.989
11 -	1:05.002	0.420	66.89	17:38:39.991
12 -	1:04.806	0.224	67.10	17:39:44.797
13 -	1:04.715	0.133	67.19	17:40:49.512
14 -	1:04.809	0.227	67.09	17:41:54.321

P2 111 Octane Junkies				
LAP	LAP TIME	DIFF	MPH	TIME OF DAY
1 -	1:08.784	3.949	63.22	17:27:52.772
2 -	1:04.945	0.110	66.95	17:28:57.717
3 -	1:05.301	0.466	66.59	17:30:03.018
4 -	1:04.835 (1)		67.07	17:31:07.853
5 -	1:04.936 (3)	0.101	66.96	17:32:12.789
6 -	1:04.852 (2)	0.017	67.05	17:33:17.641
7 -	1:04.945	0.110	66.95	17:34:22.586
8 -	1:05.095	0.260	66.80	17:35:27.681
9 -	1:05.157	0.322	66.74	17:36:32.838
10 -	1:05.173	0.338	66.72	17:37:38.011
11 -	1:05.150	0.315	66.74	17:38:43.161
12 -	1:05.215	0.380	66.68	17:39:48.376
13 -	1:05.212	0.377	66.68	17:40:53.588
14 -	1:05.064	0.229	66.83	17:41:58.652

P3 18 Chr motorsport				
LAP	LAP TIME	DIFF	MPH	TIME OF DAY
1 -	1:09.807	5.624	62.29	17:27:53.795
2 -	1:05.699	1.516	66.18	17:28:59.494
3 -	1:05.298	1.115	66.59	17:30:04.792
4 -	1:04.639	0.456	67.27	17:31:09.431
5 -	1:04.494 (2)	0.311	67.42	17:32:13.925
6 -	1:05.084	0.901	66.81	17:33:19.009
7 -	1:04.551	0.368	67.36	17:34:23.560
8 -	1:04.495 (3)	0.312	67.42	17:35:28.055
9 -	1:05.432	1.249	66.45	17:36:33.487
10 -	1:04.895	0.712	67.00	17:37:38.382
11 -	1:05.682	1.499	66.20	17:38:44.064
12 -	1:05.701	1.518	66.18	17:39:49.765
13 -	1:05.090	0.907	66.80	17:40:54.855
14 -	1:04.183 (1)		67.75	17:41:59.038

P4 112 Octane Junkies				
LAP	LAP TIME	DIFF	MPH	TIME OF DAY
1 -	1:08.930	4.160	63.08	17:27:52.918
2 -	1:05.068	0.298	66.83	17:28:57.986
3 -	1:05.214	0.444	66.68	17:30:03.200
4 -	1:05.077	0.307	66.82	17:31:08.277
5 -	1:04.838 (3)	0.068	67.06	17:32:13.115
6 -	1:04.770 (1)		67.13	17:33:17.885
7 -	1:05.057	0.287	66.84	17:34:22.942
8 -	1:04.920	0.150	66.98	17:35:27.862

DIFF = Difference To Personal Best Lap

9 -	1:05.403	0.633	66.48	17:36:33.265
10 -	1:04.897	0.127	67.00	17:37:38.162
11 -	1:05.683	0.913	66.20	17:38:43.845
12 -	1:06.084	1.314	65.80	17:39:49.929
13 -	1:05.485	0.715	66.40	17:40:55.414
14 -	1:04.826 (2)	0.056	67.08	17:42:00.240

P5 1 Burton Power Racing				
LAP	LAP TIME	DIFF	MPH	TIME OF DAY
1 -	1:10.257	5.349	61.89	17:27:54.245
2 -	1:05.592	0.684	66.29	17:28:59.837
3 -	1:05.524	0.616	66.36	17:30:05.361
4 -	1:05.575	0.667	66.31	17:31:10.936
5 -	1:05.412	0.504	66.48	17:32:16.348
6 -	1:05.260 (3)	0.352	66.63	17:33:21.608
7 -	1:04.908 (1)		66.99	17:34:26.516
8 -	1:05.158 (2)	0.250	66.73	17:35:31.674
9 -	1:05.451	0.543	66.44	17:36:37.125
10 -	1:05.519	0.611	66.37	17:37:42.644
11 -	1:05.538	0.630	66.35	17:38:48.182
12 -	1:05.465	0.557	66.42	17:39:53.647
13 -	1:05.401	0.493	66.49	17:40:59.048
14 -	1:05.335	0.427	66.55	17:42:04.383

P6 149 Club Racing UK				
LAP	LAP TIME	DIFF	MPH	TIME OF DAY
1 -	1:10.491	5.583	61.68	17:27:54.479
2 -	1:05.643	0.735	66.24	17:29:00.122
3 -	1:05.451	0.543	66.44	17:30:05.573
4 -	1:05.903	0.995	65.98	17:31:11.476
5 -	1:05.097	0.189	66.80	17:32:16.573
6 -	1:05.296	0.388	66.59	17:33:21.869
7 -	1:04.908 (1)		66.99	17:34:26.777
8 -	1:05.139	0.231	66.75	17:35:31.916
9 -	1:05.919	1.011	65.96	17:36:37.835
10 -	1:06.793	1.885	65.10	17:37:44.628
11 -	1:05.979	1.071	65.90	17:38:50.607
12 -	1:04.916 (2)	0.008	66.98	17:39:55.523
13 -	1:05.179	0.271	66.71	17:41:00.702
14 -	1:04.927 (3)	0.019	66.97	17:42:05.629

P7 98 PistonHeads				
LAP	LAP TIME	DIFF	MPH	TIME OF DAY
1 -	1:10.890	5.918	61.34	17:27:54.878
2 -	1:05.427	0.455	66.46	17:29:00.305
3 -	1:05.578	0.606	66.31	17:30:05.883
4 -	1:05.642	0.670	66.24	17:31:11.525
5 -	1:05.458	0.486	66.43	17:32:16.983
6 -	1:05.426	0.454	66.46	17:33:22.409
7 -	1:05.089 (2)	0.117	66.81	17:34:27.498
8 -	1:05.535	0.563	66.35	17:35:33.033
9 -	1:04.972 (1)		66.93	17:36:38.005
10 -	1:07.305	2.333	64.61	17:37:45.310
11 -	1:05.623	0.651	66.26	17:38:50.933
12 -	1:05.177 (3)	0.205	66.71	17:39:56.110
13 -	1:05.283	0.311	66.61	17:41:01.393
14 -	1:05.295	0.323	66.59	17:42:06.688

P8 30 IP Racing				
LAP	LAP TIME	DIFF	MPH	TIME OF DAY
1 -	1:07.593	3.119	64.33	17:27:51.581

Weather / Track : Bright / Dry

Brands Hatch Indy
Circuit Length = 1.2079 miles
Start: 17:26 Flag 17:41 End: 17:43

MSV Trackdays Enduro KA Series

RACE 10 - LAP ANALYSIS

DIFF = Difference To Personal Best Lap

2 -	1:04.785	0.311	67.12	17:28:56.366
3 -	1:05.673	1.199	66.21	17:30:02.039
4 -	1:05.026	0.552	66.87	17:31:07.065
5 -	1:04.715	0.241	67.19	17:32:11.780
6 -	1:04.615 (2)	0.141	67.30	17:33:16.395
7 -	1:04.474 (1)		67.44	17:34:20.869
8 -	1:04.846	0.372	67.06	17:35:25.715
9 -	1:04.799	0.325	67.10	17:36:30.514
10 -	1:04.651	0.177	67.26	17:37:35.165
11 -	1:05.156	0.682	66.74	17:38:40.321
12 -	1:04.638 (3)	0.164	67.27	17:39:44.959
13 -	1:04.718	0.244	67.19	17:40:49.677
14 -	1:05.235	0.761	66.66	17:41:54.912

P9 32 Frost Racing

LAP	LAP TIME	DIFF	MPH	TIME OF DAY
1 -	1:11.675	6.175	60.67	17:27:55.663
2 -	1:05.793	0.293	66.09	17:29:01.456
3 -	1:06.560	1.060	65.33	17:30:08.016
4 -	1:06.402	0.902	65.48	17:31:14.418
5 -	1:07.712	2.212	64.22	17:32:22.130
6 -	1:05.730	0.230	66.15	17:33:27.860
7 -	1:05.616 (3)	0.116	66.27	17:34:33.476
8 -	1:05.500 (1)		66.39	17:35:38.976
9 -	1:05.723	0.223	66.16	17:36:44.699
10 -	1:05.635	0.135	66.25	17:37:50.334
11 -	1:05.837	0.337	66.05	17:38:56.171
12 -	1:05.795	0.295	66.09	17:40:01.966
13 -	1:05.584 (2)	0.084	66.30	17:41:07.550
14 -	1:05.751	0.251	66.13	17:42:13.301

P10 8 Peak Performance Reviews

LAP	LAP TIME	DIFF	MPH	TIME OF DAY
1 -	1:13.017	7.677	59.55	17:27:57.005
2 -	1:06.803	1.463	65.09	17:29:03.808
3 -	1:06.483	1.143	65.40	17:30:10.291
4 -	1:06.149	0.809	65.73	17:31:16.440
5 -	1:06.114	0.774	65.77	17:32:22.554
6 -	1:06.142	0.802	65.74	17:33:28.696
7 -	1:05.881	0.541	66.00	17:34:34.577
8 -	1:05.726	0.386	66.16	17:35:40.303
9 -	1:07.370	2.030	64.54	17:36:47.673
10 -	1:06.929	1.589	64.97	17:37:54.602
11 -	1:05.587 (3)	0.247	66.30	17:39:00.189
12 -	1:05.390 (2)	0.050	66.50	17:40:05.579
13 -	1:05.340 (1)		66.55	17:41:10.919
14 -	1:05.655	0.315	66.23	17:42:16.574

P11 99 Team Deranged

LAP	LAP TIME	DIFF	MPH	TIME OF DAY
1 -	1:12.855	7.061	59.68	17:27:56.843
2 -	1:06.481	0.687	65.41	17:29:03.324
3 -	1:06.417	0.623	65.47	17:30:09.741
4 -	1:06.206 (3)	0.412	65.68	17:31:15.947
5 -	1:06.863	1.069	65.03	17:32:22.810
6 -	1:06.237	0.443	65.65	17:33:29.047
7 -	1:05.794 (1)		66.09	17:34:34.841
8 -	1:06.029 (2)	0.235	65.85	17:35:40.870
9 -	1:07.082	1.288	64.82	17:36:47.952
10 -	1:07.873	2.079	64.06	17:37:55.825
11 -	1:06.933	1.139	64.96	17:39:02.758
12 -	1:06.417	0.623	65.47	17:40:09.175

DIFF = Difference To Personal Best Lap

13 -	1:06.259	0.465	65.63	17:41:15.434
14 -	1:06.685	0.891	65.21	17:42:22.119

P12 7 GB Finch

LAP	LAP TIME	DIFF	MPH	TIME OF DAY
1 -	1:12.590	6.904	59.90	17:27:56.578
2 -	1:07.002	1.316	64.90	17:29:03.580
3 -	1:06.418	0.732	65.47	17:30:09.998
4 -	1:07.572	1.886	64.35	17:31:17.570
5 -	1:05.686 (1)		66.20	17:32:23.256
6 -	1:06.550	0.864	65.34	17:33:29.806
7 -	1:05.966 (3)	0.280	65.92	17:34:35.772
8 -	1:05.714 (2)	0.028	66.17	17:35:41.486
9 -	1:08.086	2.400	63.86	17:36:49.572
10 -	1:06.077	0.391	65.81	17:37:55.649
11 -	1:06.891	1.205	65.01	17:39:02.540
12 -	1:06.847	1.161	65.05	17:40:09.387
13 -	1:06.321	0.635	65.56	17:41:15.708
14 -	1:06.810	1.124	65.08	17:42:22.518

P13 19 LDR Performance Tuning

LAP	LAP TIME	DIFF	MPH	TIME OF DAY
1 -	1:13.907	8.597	58.83	17:27:57.895
2 -	1:08.295	2.985	63.67	17:29:06.190
3 -	1:05.310 (1)		66.58	17:30:11.500
4 -	1:06.846	1.536	65.05	17:31:18.346
5 -	1:06.343	1.033	65.54	17:32:24.689
6 -	1:06.148	0.838	65.74	17:33:30.837
7 -	1:05.550 (2)	0.240	66.34	17:34:36.387
8 -	1:06.156	0.846	65.73	17:35:42.543
9 -	1:08.821	3.511	63.18	17:36:51.364
10 -	1:05.718 (3)	0.408	66.17	17:37:57.082
11 -	1:06.020	0.710	65.86	17:39:03.102
12 -	1:06.723	1.413	65.17	17:40:09.825
13 -	1:06.246	0.936	65.64	17:41:16.071
14 -	1:06.728	1.418	65.16	17:42:22.799

P14 16 M&D Racing

LAP	LAP TIME	DIFF	MPH	TIME OF DAY
1 -	1:15.828	9.944	57.34	17:27:59.816
2 -	1:08.246	2.362	63.71	17:29:08.062
3 -	1:06.467	0.583	65.42	17:30:14.529
4 -	1:06.053	0.169	65.83	17:31:20.582
5 -	1:06.716	0.832	65.18	17:32:27.298
6 -	1:06.864	0.980	65.03	17:33:34.162
7 -	1:06.961	1.077	64.94	17:34:41.123
8 -	1:05.898 (3)	0.014	65.98	17:35:47.021
9 -	1:07.039	1.155	64.86	17:36:54.060
10 -	1:06.887	1.003	65.01	17:38:00.947
11 -	1:06.356	0.472	65.53	17:39:07.303
12 -	1:05.884 (1)		66.00	17:40:13.187
13 -	1:05.922	0.038	65.96	17:41:19.109
14 -	1:05.897 (2)	0.013	65.99	17:42:25.006

P15 46 JDC Motorsport

LAP	LAP TIME	DIFF	MPH	TIME OF DAY
1 -	1:14.669	8.645	58.23	17:27:58.657
2 -	1:07.338	1.314	64.57	17:29:05.995
3 -	1:06.290 (3)	0.266	65.59	17:30:12.285
4 -	1:06.024 (1)		65.86	17:31:18.309
5 -	1:07.186	1.162	64.72	17:32:25.495

Weather / Track : Bright / Dry

Brands Hatch Indy

Circuit Length = 1.2079 miles

Start: 17:26 Flag 17:41 End: 17:43

MSV Trackdays Enduro KA Series

RACE 10 - LAP ANALYSIS

DIFF = Difference To Personal Best Lap

6 -	1:06.553	0.529	65.34	17:33:32.048
7 -	1:06.338	0.314	65.55	17:34:38.386
8 -	1:06.568	0.544	65.32	17:35:44.954
9 -	1:08.661	2.637	63.33	17:36:53.615
10 -	1:07.091	1.067	64.81	17:38:00.706
11 -	1:06.919	0.895	64.98	17:39:07.625
12 -	1:06.482	0.458	65.41	17:40:14.107
13 -	1:06.206 (2)	0.182	65.68	17:41:20.313
14 -	1:06.458	0.434	65.43	17:42:26.771

P16 3 Windgat Racing

LAP	LAP TIME	DIFF	MPH	TIME OF DAY
1 -	1:12.840	7.037	59.70	17:27:56.828
2 -	1:08.063	2.260	63.89	17:29:04.891
3 -	1:06.160	0.357	65.72	17:30:11.051
4 -	1:07.062	1.259	64.84	17:31:18.113
5 -	1:06.319	0.516	65.57	17:32:24.432
6 -	1:05.803 (1)		66.08	17:33:30.235
7 -	1:05.831 (2)	0.028	66.05	17:34:36.066
8 -	1:06.079 (3)	0.276	65.80	17:35:42.145
9 -	1:11.318	5.515	60.97	17:36:53.463
10 -	1:07.750	1.947	64.18	17:38:01.213
11 -	1:06.826	1.023	65.07	17:39:08.039
12 -	1:06.407	0.604	65.48	17:40:14.446
13 -	1:06.178	0.375	65.71	17:41:20.624
14 -	1:06.356	0.553	65.53	17:42:26.980

P17 96 Team MotorAid

LAP	LAP TIME	DIFF	MPH	TIME OF DAY
1 -	1:15.200	8.969	57.82	17:27:59.188
2 -	1:07.917	1.686	64.02	17:29:07.105
3 -	1:06.633	0.402	65.26	17:30:13.738
4 -	1:06.422 (2)	0.191	65.46	17:31:20.160
5 -	1:06.455 (3)	0.224	65.43	17:32:26.615
6 -	1:06.863	0.632	65.03	17:33:33.478
7 -	1:06.838	0.607	65.06	17:34:40.316
8 -	1:06.498	0.267	65.39	17:35:46.814
9 -	1:08.224	1.993	63.74	17:36:55.038
10 -	1:06.650	0.419	65.24	17:38:01.688
11 -	1:07.247	1.016	64.66	17:39:08.935
12 -	1:06.542	0.311	65.35	17:40:15.477
13 -	1:06.455 (3)	0.224	65.43	17:41:21.932
14 -	1:06.231 (1)		65.65	17:42:28.163

P18 172 Misty Racing

LAP	LAP TIME	DIFF	MPH	TIME OF DAY
1 -	1:16.377	10.408	56.93	17:28:00.365
2 -	1:07.850	1.881	64.09	17:29:08.215
3 -	1:07.863	1.894	64.07	17:30:16.078
4 -	1:06.538	0.569	65.35	17:31:22.616
5 -	1:06.546	0.577	65.34	17:32:29.162
6 -	1:06.174 (3)	0.205	65.71	17:33:35.336
7 -	1:05.969 (1)		65.91	17:34:41.305
8 -	1:07.433	1.464	64.48	17:35:48.738
9 -	1:07.146	1.177	64.76	17:36:55.884
10 -	1:06.694	0.725	65.20	17:38:02.578
11 -	1:06.858	0.889	65.04	17:39:09.436
12 -	1:06.254	0.285	65.63	17:40:15.690
13 -	1:06.702	0.733	65.19	17:41:22.392
14 -	1:06.093 (2)	0.124	65.79	17:42:28.485

DIFF = Difference To Personal Best Lap

P19 107 107 Racing				
LAP	LAP TIME	DIFF	MPH	TIME OF DAY
1 -	1:17.658	11.619	55.99	17:28:01.646
2 -	1:07.805	1.766	64.13	17:29:09.451
3 -	1:07.598	1.559	64.33	17:30:17.049
4 -	1:06.660	0.621	65.23	17:31:23.709
5 -	1:06.483	0.444	65.40	17:32:30.192
6 -	1:06.581	0.542	65.31	17:33:36.773
7 -	1:06.083 (3)	0.044	65.80	17:34:42.856
8 -	1:06.122	0.083	65.76	17:35:48.978
9 -	1:07.074	1.035	64.83	17:36:56.052
10 -	1:07.586	1.547	64.34	17:38:03.638
11 -	1:06.346	0.307	65.54	17:39:09.984
12 -	1:06.761	0.722	65.13	17:40:16.745
13 -	1:06.039 (1)		65.84	17:41:22.784
14 -	1:06.074 (2)	0.035	65.81	17:42:28.858

P20 14 Frugal Racing

LAP	LAP TIME	DIFF	MPH	TIME OF DAY
1 -	1:09.315	3.626	62.73	17:27:53.303
2 -	1:06.669	0.980	65.22	17:28:59.972
3 -	1:07.672	1.983	64.26	17:30:07.644
4 -	1:06.647	0.958	65.24	17:31:14.291
5 -	1:08.007	2.318	63.94	17:32:22.298
6 -	1:06.203 (3)	0.514	65.68	17:33:28.501
7 -	1:05.873 (2)	0.184	66.01	17:34:34.374
8 -	1:05.689 (1)		66.19	17:35:40.063
9 -	1:18.175	12.486	55.62	17:36:58.238
10 -	1:06.222	0.533	65.66	17:38:04.460
11 -	1:07.633	1.944	64.29	17:39:12.093
12 -	1:07.327	1.638	64.58	17:40:19.420
13 -	1:06.917	1.228	64.98	17:41:26.337
14 -	1:07.126	1.437	64.78	17:42:33.463

P21 27 Semprini Racing

LAP	LAP TIME	DIFF	MPH	TIME OF DAY
1 -	1:15.581	9.250	57.53	17:27:59.569
2 -	1:07.170	0.839	64.74	17:29:06.739
3 -	1:06.633 (3)	0.302	65.26	17:30:13.372
4 -	1:06.505 (2)	0.174	65.38	17:31:19.877
5 -	1:06.331 (1)		65.55	17:32:26.208
6 -	1:07.704	1.373	64.22	17:33:33.912
7 -	1:07.572	1.241	64.35	17:34:41.484
8 -	1:06.959	0.628	64.94	17:35:48.443
9 -	1:07.229	0.898	64.68	17:36:55.672
10 -	1:08.438	2.107	63.54	17:38:04.110
11 -	1:07.601	1.270	64.32	17:39:11.711
12 -	1:07.895	1.564	64.04	17:40:19.606
13 -	1:07.491	1.160	64.43	17:41:27.097
14 -	1:07.420	1.089	64.50	17:42:34.517

P22 4 Alex Reade Motorsport

LAP	LAP TIME	DIFF	MPH	TIME OF DAY
1 -	1:16.878	10.051	56.56	17:28:00.866
2 -	1:07.780	0.953	64.15	17:29:08.646
3 -	1:08.054	1.227	63.89	17:30:16.700
4 -	1:07.213	0.386	64.69	17:31:23.913
5 -	1:07.389	0.562	64.52	17:32:31.302
6 -	1:08.075	1.248	63.87	17:33:39.377
7 -	1:06.981 (3)	0.154	64.92	17:34:46.358
8 -	1:07.248	0.421	64.66	17:35:53.606

Brands Hatch Indy

Circuit Length = 1.2079 miles

Start: 17:26 Flag 17:41 End: 17:43

Weather / Track : Bright / Dry

MSV Trackdays Enduro KA Series

RACE 10 - LAP ANALYSIS

DIFF = Difference To Personal Best Lap

9 -	1:06.910 (2)	0.083	64.99	17:37:00.516
10 -	1:08.315	1.488	63.65	17:38:08.831
11 -	1:07.074	0.247	64.83	17:39:15.905
12 -	1:07.408	0.581	64.51	17:40:23.313
13 -	1:06.986	0.159	64.91	17:41:30.299
14 -	1:06.827 (1)		65.07	17:42:37.126

P23 180 Shine automotive

LAP	LAP TIME	DIFF	MPH	TIME OF DAY
1 -	1:17.497	10.690	56.11	17:28:01.485
2 -	1:07.760	0.953	64.17	17:29:09.245
3 -	1:07.597	0.790	64.33	17:30:16.842
4 -	1:07.563	0.756	64.36	17:31:24.405
5 -	1:07.140	0.333	64.76	17:32:31.545
6 -	1:07.011	0.204	64.89	17:33:38.556
7 -	1:06.807 (1)		65.09	17:34:45.363
8 -	1:07.721	0.914	64.21	17:35:53.084
9 -	1:06.865 (2)	0.058	65.03	17:36:59.949
10 -	1:07.402	0.595	64.51	17:38:07.351
11 -	1:07.746	0.939	64.18	17:39:15.097
12 -	1:08.394	1.587	63.58	17:40:23.491
13 -	1:06.992 (3)	0.185	64.91	17:41:30.483
14 -	1:07.147	0.340	64.76	17:42:37.630

P24 132 VTK Motorsport

LAP	LAP TIME	DIFF	MPH	TIME OF DAY
1 -	1:18.315	11.742	55.52	17:28:02.303
2 -	1:08.430	1.857	63.54	17:29:10.733
3 -	1:07.620	1.047	64.30	17:30:18.353
4 -	1:07.464	0.891	64.45	17:31:25.817
5 -	1:06.573 (1)		65.32	17:32:32.390
6 -	1:07.492	0.919	64.43	17:33:39.882
7 -	1:06.703 (2)	0.130	65.19	17:34:46.585
8 -	1:07.248	0.675	64.66	17:35:53.833
9 -	1:07.019 (3)	0.446	64.88	17:37:00.852
10 -	1:08.222	1.649	63.74	17:38:09.074
11 -	1:07.535	0.962	64.39	17:39:16.609
12 -	1:09.128	2.555	62.90	17:40:25.737
13 -	1:07.499	0.926	64.42	17:41:33.236
14 -	1:07.712	1.139	64.22	17:42:40.948

P25 39 LDR Performance Tuning

LAP	LAP TIME	DIFF	MPH	TIME OF DAY
1 -	1:18.748	12.237	55.22	17:28:02.736
2 -	1:08.571	2.060	63.41	17:29:11.307
3 -	1:07.643	1.132	64.28	17:30:18.950
4 -	1:07.267	0.756	64.64	17:31:26.217
5 -	1:07.139	0.628	64.77	17:32:33.356
6 -	1:07.289	0.778	64.62	17:33:40.645
7 -	1:07.123	0.612	64.78	17:34:47.768
8 -	1:07.118 (3)	0.607	64.79	17:35:54.886
9 -	1:06.511 (1)		65.38	17:37:01.397
10 -	1:08.104	1.593	63.85	17:38:09.501
11 -	1:07.944	1.433	64.00	17:39:17.445
12 -	1:09.517	3.006	62.55	17:40:26.962
13 -	1:07.316	0.805	64.59	17:41:34.278
14 -	1:07.068 (2)	0.557	64.83	17:42:41.346

P26 51 Barwell Autosport

LAP	LAP TIME	DIFF	MPH	TIME OF DAY
1 -	1:11.141	6.221	61.12	17:27:55.129

DIFF = Difference To Personal Best Lap

2 -	1:05.414	0.494	66.47	17:29:00.543
3 -	1:05.838	0.918	66.05	17:30:06.381
4 -	1:05.276 (3)	0.356	66.61	17:31:11.657
5 -	1:05.465	0.545	66.42	17:32:17.122
6 -	1:05.640	0.720	66.24	17:33:22.762
7 -	1:04.920 (1)		66.98	17:34:27.682
8 -	1:05.524	0.604	66.36	17:35:33.206
9 -	1:05.148 (2)	0.228	66.74	17:36:38.354
10 -	1:06.452	1.532	65.43	17:37:44.806
11 -	1:45.390	40.470	41.26	17:39:30.196
12 -	1:07.888	2.968	64.05	17:40:38.084
13 -	1:06.576	1.656	65.31	17:41:44.660
14 -	1:05.892	0.972	65.99	17:42:50.552

P27 5 Project 5

LAP	LAP TIME	DIFF	MPH	TIME OF DAY
1 -	1:13.346 (1)		59.28	17:27:57.334

Weather / Track : Bright / Dry

Brands Hatch Indy
Circuit Length = 1.2079 miles
Start: 17:26 Flag 17:41 End: 17:43

MSV Trackdays Enduro KA Series

RACE 10 - STATISTICS

Competitors Started 27
Planned Start 2020-09-19 @ 17:45:00.000
Actual Start 2020-09-19 @ 17:26:43.987
Finish Time 2020-09-19 @ 17:41:54.300
Track Length 1.2079mi.
Total Laps 365
Total Distance Covered 440.9001mi.

Session Fastest Lap History

NO	NAME	LAP TIME	TIME OF DAY	LAP	VEHICLE
30	IP Racing <i>S. MACKAY</i>	1:07.593	17:27:51.601	1	FordKA
30	IP Racing <i>S. MACKAY</i>	1:04.785	17:28:56.386	2	FordKA
31	IP Racing <i>A. BLAIR</i>	1:04.744	17:28:56.578	2	FordKA
18	Chr motorsport <i>D. MAYER</i>	1:04.639	17:31:09.431	4	FordKA
18	Chr motorsport <i>D. MAYER</i>	1:04.494	17:32:13.925	5	FordKA
30	IP Racing <i>S. MACKAY</i>	1:04.474	17:34:20.891	7	FordKA
18	Chr motorsport <i>D. MAYER</i>	1:04.183	17:41:59.038	14	FordKA

Session Leader History

NO	NAME	FROM LAP	LAPS LED	DISTANCE	VEHICLE
30	IP Racing <i>S. MACKAY</i>	1	2	2.41 miles	FordKA
31	IP Racing <i>A. BLAIR</i>	3	12	14.49 miles	FordKA

Flag History

TYPE	TIME OF DAY
GREEN	17:26:43.987
FINISH	17:41:54.300

Flag Statistics

TYPE	COUNT	TOTAL LAPS	TOTAL TIME
Green	1	14	16:28.242
Red	0	0	0.000
Safety Car	0	0	0.000
FCY	0	0	0.000

Weather / Track : Bright / Dry


Brands Hatch Indy
Circuit Length = 1.2079 miles
Start: 17:26 Flag 17:41 End: 17:43

Results can be found at www.tsl-timing.com

Printed - 17:46 Saturday, 19 September 2020

MSV Trackdays Enduro KA Series

RACE 13 - GRID (15 minutes) - AMENDED

ROW 14	27	5	Project 5			
ROW 13	25	39	LDR Performance Tuning	26	51	Barwell Autosport
ROW 12	23	180	Shine automotive	24	132	VTK Motorsport
ROW 11	21	27	Semprini Racing	22	4	Alex Reade Motorsport
ROW 10	19	107	107 Racing	20	14	Frugal Racing
ROW 9	17	96	Team MotorAid	18	172	Misty Racing
ROW 8	15	46	JDC Motorsport	16	3	Windgat Racing
ROW 7	13	19	LDR Performance Tuning	14	16	M&D Racing
ROW 6	11	99	Team Deranged	12	7	GB Finch
ROW 5	9	32	Frost Racing	10	8	Peak Performance Reviews
ROW 4	7	98	PistonHeads	8	30	IP Racing
ROW 3	5	1	Burton Power Racing	6	149	Club Racing UK
ROW 2	3	112	Octane Junkies	4	31	IP Racing
ROW 1	1	111	Octane Junkies	2	18	Chr motorsport
Pole						
						

Car 31 - penalty applied

Brands Hatch Indy
Circuit Length = 1.2079 miles

These results are provisional until the conclusion of any judicial and technical matters.

Clerk Of Course :	Steward :	Timekeeper :

MSV Trackdays Enduro KA Series

RACE 13 - CLASSIFICATION - AMENDED

POS	NO	TEAM / DRIVERS	CAR	LAPS	TIME	GAP	DIFF	MPH	BEST	ON
1	31	IP Racing Adam BLAIR	FordKA	9	9:51.060			66.21	1:04.476	6
2	112	Octane Junkies Martyn SMITH / Adam SMITH	FordKA	9	9:51.833	0.773	0.773	66.12	1:05.068	3
3	111	Octane Junkies Adam SMITH / Martyn SMITH	FordKA	9	9:52.418	1.358	0.585	66.06	1:05.105	3
4	149	Club Racing UK Siefan MARSH / Matthew HIBBERD	FordKA	9	9:55.240	4.180	2.822	65.75	1:05.178	6
5	18	Chr motorsport David MAYER / Paul ROBSON	FordKA	9	9:55.427	4.367	0.187	65.72	1:05.148	6
6	1	Burton Power Racing Tom VALENTINE	FordKA	9	9:55.786	4.726	0.359	65.69	1:04.972	4
7	98	PistonHeads Pete DIGNAN	FordKA	9	9:56.209	5.149	0.423	65.64	1:05.010	4
8	8	Peak Performance Reviews Olly TURNER / Charles BONIFACE / Joshua LAW / Alex De MOORE	FordKA	9	9:56.364	5.304	0.155	65.62	1:05.020	7
9	32	Frost Racing Frank FROSTICK	FordKA	9	9:58.154	7.094	1.790	65.43	1:05.581	9
10	172	Misty Racing Simon LANCASHIRE / Nick MOORE / Paul KITE	FordKA	9	10:00.890	9.830	2.736	65.13	1:05.510	7
11	99	Team Deranged Josh LARKIN / Jason PELOSI	FordKA	9	10:01.683	10.623	0.793	65.04	1:05.220	7
12	51	Barwell Autosport Taylor NORTON	FordKA	9	10:05.524	14.464	3.841	64.63	1:04.846	8
13	16	M&D Racing Daniel MARTIN / Alex MARTIN / Tony MARTIN	FordKA	9	10:09.928	18.868	4.404	64.16	1:06.289	9
14	14	Frugal Racing Wayne JACKSON / Mike MARAIS / Callum MCDUGALL	FordKA	9	10:12.909	21.849	2.981	63.85	1:06.201	7
15	46	JDC Motorsport Ian MITCHELL	FordKA	9	10:13.355	22.295	0.446	63.80	1:06.563	3
16	180	Shine automotive Wayne CLELLAND / Collin FRENCH	FordKA	9	10:17.289	26.229	3.934	63.40	1:06.645	7
17	96	Team MotorAid Jason BRETT / Steven ABBS / Freddie ABBS / Mark BEAUMONT	FordKA	9	10:18.645	27.585	1.356	63.26	1:07.051	9
18	132	VTK Motorsport Lewis SALMON	FordKA	9	10:19.133	28.073	0.488	63.21	1:06.868	5
19	27	Semprini Racing Jeremy EVANS / William PUTTERGILL / Phil HART / James HART	FordKA	9	10:20.164	29.104	1.031	63.10	1:07.104	8
20	107	107 Racing Phillip O'HALLORAN / Harry SCOTT	FordKA	9	10:20.778	29.718	0.614	63.04	1:06.032	7
21	39	LDR Performance Tuning David BYWATER	FordKA	9	10:27.974	36.914	7.196	62.32	1:08.000	5
22	4	Alex Reade Motorsport Christopher READE	FordKA	9	10:29.223	38.163	1.249	62.19	1:08.209	9

NOT CLASSIFIED

DNF	7	GB Finch Joseph BRAGG / Lee FINCH / Benjamin SMITH / Vince TURP	FordKA	7	7:56.599	2 Laps	2 Laps	63.86	1:06.489	3
DNF	19	LDR Performance Tuning Ben BARRY / Andy HARDY	FordKA	7	7:57.718	2 Laps	1.119	63.71	1:06.259	7
DQ	3 *	Windgat Racing Andy CHAPMAN / George GOSLING / Callum MCDUGALL / Mike MARAIS	FordKA	0						

FASTEST LAP

31	IP Racing Adam BLAIR	FordKA	6	1:04.476	67.44 mph	108.54 kph
----	-------------------------	--------	---	----------	-----------	------------

Car 16 - STILL NO working transponder - Please sort

Car 3 - Disqualified for Eligibility – Post Race scrutineering ref Reg C 3.1.1

Brands Hatch Indy

Circuit Length = 1.2079 miles

Start: 12:35 Flag 12:45 End: 12:49

Weather / Track : Bright / Dry

These results are provisional until the conclusion of any judicial and technical matters.

Clerk Of Course :	Timekeeper :
-------------------	--------------

MSV Trackdays Enduro KA Series

RACE 13 - LAP CHART

LAP 1 @ 12:36:42.411			LAP 2 @ 12:37:47.659			LAP 3 @ 12:38:52.764			LAP 4 @ 12:39:58.049			LAP 5 @ 12:41:03.177		
NO	BEHIND	LAP TIME	NO	BEHIND	LAP TIME	NO	BEHIND	LAP TIME	NO	BEHIND	LAP TIME	NO	BEHIND	LAP TIME
111		1:08.292	111		1:05.248	111		1:05.105	111		1:05.285	111		1:05.128
112	0.198	1:08.490	112	0.189	1:05.239	112	0.152	1:05.068	112	0.136	1:05.269	112	0.230	1:05.222
18	1.373	1:09.665	18	1.656	1:05.531	31	2.414	1:05.407	31	1.932	1:04.803	31	1.417	1:04.613
31	1.415	1:09.707	31	2.112	1:05.945	18	2.562	1:06.011	18	2.950	1:05.673	18	3.547	1:05.725
149	1.784	1:10.076	149	2.468	1:05.932	149	2.801	1:05.438	149	3.275	1:05.759	149	3.843	1:05.696
98	2.159	1:10.451	98	3.401	1:06.490	1	3.828	1:05.497	1	3.515	1:04.972	98	4.496	1:05.680
1	2.692	1:10.984	1	3.436	1:05.992	98	4.219	1:05.923	98	3.944	1:05.010	1	4.677	1:06.290
32	3.074	1:11.366	32	3.798	1:05.972	8	4.817	1:05.640	8	4.718	1:05.186	8	4.891	1:05.301
8	3.842	1:12.134	8	4.282	1:05.688	32	5.331	1:06.638	32	5.670	1:05.624	32	6.174	1:05.632
3	4.964	1:13.256	3	5.778	1:06.062	172	7.780	1:06.581	172	8.132	1:05.637	172	8.644	1:05.640
99	5.091	1:13.383	99	5.957	1:06.114	99	7.975	1:07.123	99	8.973	1:06.283	99	9.571	1:05.726
172	5.941	1:14.233	172	6.304	1:05.611	3	8.381	1:07.708	3	9.546	1:06.450	3	10.115	1:05.697
16	6.302	1:14.594	7	7.580	1:06.525	7	8.964	1:06.489	7	10.540	1:06.861	7	12.249	1:06.837
7	6.303	1:14.595	46	8.475	1:07.258	46	9.933	1:06.563	16	11.782	1:07.031	16	13.490	1:06.836
46	6.465	1:14.757	16	8.762	1:07.708	16	10.036	1:06.379	46	11.932	1:07.284	46	13.699	1:06.895
19	7.080	1:15.372	19	9.645	1:07.813	19	10.832	1:06.292	19	12.611	1:07.064	14	14.769	1:06.477
96	7.626	1:15.918	14	10.396	1:07.311	14	12.004	1:06.713	14	13.420	1:06.701	51	14.973	1:06.096
107	8.038	1:16.330	107	11.074	1:08.284	107	12.565	1:06.596	107	13.793	1:06.513	19	15.168	1:07.685
14	8.333	1:16.625	96	11.656	1:09.278	96	13.869	1:07.318	51	14.005	1:05.380	107	15.786	1:07.121
27	9.092	1:17.384	27	12.314	1:08.470	51	13.910	1:05.933	96	16.264	1:07.680	96	18.741	1:07.605
180	9.343	1:17.635	51	13.082	1:08.819	27	15.106	1:07.897	180	17.216	1:07.132	180	19.100	1:07.012
51	9.511	1:17.803	180	13.552	1:09.457	180	15.369	1:06.922	132	17.970	1:07.203	132	19.710	1:06.868
132	10.923	1:19.215	132	13.987	1:08.312	132	16.052	1:07.170	27	18.523	1:08.702	27	20.533	1:07.138
4	11.408	1:19.700	4	14.887	1:08.727	4	18.324	1:08.542	4	21.721	1:08.682	39	24.995	1:08.000
39	12.053	1:20.345	39	15.590	1:08.785	39	19.324	1:08.839	39	22.123	1:08.084	4	25.142	1:08.549

Weather / Track : Bright / Dry

MSV Trackdays Enduro KA Series

RACE 13 - LAP CHART

LAP 6 @ 12:42:08.687			LAP 7 @ 12:43:15.483			LAP 8 @ 12:44:20.533			LAP 9 @ 12:45:25.179		
NO	BEHIND	LAP TIME	NO	BEHIND	LAP TIME	NO	BEHIND	LAP TIME	NO	BEHIND	LAP TIME
112		1:05.280	112		1:06.796	31		1:04.908	31		1:04.646
111	0.029	1:05.539	31	0.142	1:06.555	112	0.315	1:05.365	112	0.773	1:05.104
31	0.383	1:04.476	111	0.417	1:07.184	111	0.768	1:05.401	111	1.358	1:05.236
18	3.185	1:05.148	18	1.935	1:05.546	149	3.250	1:05.989	149	4.180	1:05.576
149	3.511	1:05.178	149	2.311	1:05.596	18	3.492	1:06.607	18	4.367	1:05.521
98	4.006	1:05.020	98	2.672	1:05.462	1	4.132	1:06.271	1	4.726	1:05.240
1	4.578	1:05.411	1	2.911	1:05.129	98	4.281	1:06.659	98	5.149	1:05.514
8	5.334	1:05.953	8	3.558	1:05.020	8	4.440	1:05.932	8	5.304	1:05.510
32	6.437	1:05.773	32	5.417	1:05.776	32	6.159	1:05.792	32	7.094	1:05.581
172	8.974	1:05.840	172	7.688	1:05.510	172	8.844	1:06.206	172	9.830	1:05.632
99	9.700	1:05.639	99	8.124	1:05.220	99	9.336	1:06.262	99	10.623	1:05.933
3	11.160	1:06.555	3	10.824	1:06.460	3	12.539	1:06.765	3	14.140	1:06.247
7	13.714	1:06.975	51	14.296	1:05.992	51	14.092	1:04.846	51	14.464	1:05.018
16	14.315	1:06.335	7	15.235	1:08.317	16	17.225	1:07.023	16	18.868	1:06.289
46	14.891	1:06.702	16	15.252	1:07.733	14	19.167	1:08.410	14	21.849	1:07.328
51	15.100	1:05.637	46	15.599	1:07.504	46	20.263	1:09.714	46	22.295	1:06.678
14	16.402	1:07.143	14	15.807	1:06.201	180	24.183	1:07.249	180	26.229	1:06.692
19	16.891	1:07.233	19	16.354	1:06.259	96	25.180	1:08.908	96	27.585	1:07.051
107	17.321	1:07.045	107	16.557	1:06.032	132	25.574	1:08.044	132	28.073	1:07.145
96	20.868	1:07.637	96	21.322	1:07.250	27	26.193	1:07.104	27	29.104	1:07.557
132	22.105	1:07.905	180	21.984	1:06.645	107	27.030	1:15.523	107	29.718	1:07.334
180	22.135	1:08.545	132	22.580	1:07.271	39	32.763	1:08.217	39	36.914	1:08.797
27	22.403	1:07.380	27	24.139	1:08.532	4	34.600	1:08.376	4	38.163	1:08.209
39	28.180	1:08.695	39	29.596	1:08.212						
4	29.551	1:09.919	4	31.274	1:08.519						

Weather / Track : Bright / Dry

Results can be found at www.tsl-timing.com

Page 2 of 2

Brands Hatch Indy
 Circuit Length = 1.2079 miles
 Start: 12:35 Flag 12:45 End: 12:49

Printed - 12:52 Sunday, 20 September 2020

MSV Trackdays Enduro KA Series

RACE 13 - LAP ANALYSIS

DIFF = Difference To Personal Best Lap

P1 31 IP Racing				
LAP	LAP TIME	DIFF	MPH	TIME OF DAY
1 -	1:09.707	5.231	62.38	12:36:43.826
2 -	1:05.945	1.469	65.94	12:37:49.771
3 -	1:05.407	0.931	66.48	12:38:55.178
4 -	1:04.803	0.327	67.10	12:39:59.981
5 -	1:04.613 (2)	0.137	67.30	12:41:04.594
6 -	1:04.476 (1)		67.44	12:42:09.070
7 -	1:06.555	2.079	65.33	12:43:15.625
8 -	1:04.908	0.432	66.99	12:44:20.533
9 -	1:04.646 (3)	0.170	67.26	12:45:25.179

P2 112 Octane Junkies				
LAP	LAP TIME	DIFF	MPH	TIME OF DAY
1 -	1:08.490	3.422	63.49	12:36:42.609
2 -	1:05.239	0.171	66.65	12:37:47.848
3 -	1:05.068 (1)		66.83	12:38:52.916
4 -	1:05.269	0.201	66.62	12:39:58.185
5 -	1:05.222 (3)	0.154	66.67	12:41:03.407
6 -	1:05.280	0.212	66.61	12:42:08.687
7 -	1:06.796	1.728	65.10	12:43:15.483
8 -	1:05.365	0.297	66.52	12:44:20.848
9 -	1:05.104 (2)	0.036	66.79	12:45:25.952

P3 111 Octane Junkies				
LAP	LAP TIME	DIFF	MPH	TIME OF DAY
1 -	1:08.292	3.187	63.67	12:36:42.411
2 -	1:05.248	0.143	66.64	12:37:47.659
3 -	1:05.105 (1)		66.79	12:38:52.764
4 -	1:05.285	0.180	66.60	12:39:58.049
5 -	1:05.128 (2)	0.023	66.77	12:41:03.177
6 -	1:05.539	0.434	66.35	12:42:08.716
7 -	1:07.184	2.079	64.72	12:43:15.900
8 -	1:05.401	0.296	66.49	12:44:21.301
9 -	1:05.236 (3)	0.131	66.65	12:45:26.537

P4 149 Club Racing UK				
LAP	LAP TIME	DIFF	MPH	TIME OF DAY
1 -	1:10.076	4.898	62.05	12:36:44.195
2 -	1:05.932	0.754	65.95	12:37:50.127
3 -	1:05.438 (2)	0.260	66.45	12:38:55.565
4 -	1:05.759	0.581	66.12	12:40:01.324
5 -	1:05.696	0.518	66.19	12:41:07.020
6 -	1:05.178 (1)		66.71	12:42:12.198
7 -	1:05.596	0.418	66.29	12:43:17.794
8 -	1:05.989	0.811	65.89	12:44:23.783
9 -	1:05.576 (3)	0.398	66.31	12:45:29.359

P5 18 Chr motorsport				
LAP	LAP TIME	DIFF	MPH	TIME OF DAY
1 -	1:09.665	4.517	62.42	12:36:43.784
2 -	1:05.531 (3)	0.383	66.35	12:37:49.315
3 -	1:06.011	0.863	65.87	12:38:55.326
4 -	1:05.673	0.525	66.21	12:40:00.999
5 -	1:05.725	0.577	66.16	12:41:06.724
6 -	1:05.148 (1)		66.74	12:42:11.872
7 -	1:05.546	0.398	66.34	12:43:17.418
8 -	1:06.607	1.459	65.28	12:44:24.025
9 -	1:05.521 (2)	0.373	66.36	12:45:29.546

DIFF = Difference To Personal Best Lap

P6 1 Burton Power Racing				
LAP	LAP TIME	DIFF	MPH	TIME OF DAY
1 -	1:10.984	6.012	61.26	12:36:45.103
2 -	1:05.992	1.020	65.89	12:37:51.095
3 -	1:05.497	0.525	66.39	12:38:56.592
4 -	1:04.972 (1)		66.93	12:40:01.564
5 -	1:06.290	1.318	65.59	12:41:07.854
6 -	1:05.411	0.439	66.48	12:42:13.265
7 -	1:05.129 (2)	0.157	66.76	12:43:18.394
8 -	1:06.271	1.299	65.61	12:44:24.665
9 -	1:05.240 (3)	0.268	66.65	12:45:29.905

P7 98 PistonHeads				
LAP	LAP TIME	DIFF	MPH	TIME OF DAY
1 -	1:10.451	5.441	61.72	12:36:44.570
2 -	1:06.490	1.480	65.40	12:37:51.060
3 -	1:05.923	0.913	65.96	12:38:56.983
4 -	1:05.010 (1)		66.89	12:40:01.993
5 -	1:05.680	0.670	66.20	12:41:07.673
6 -	1:05.020 (2)	0.010	66.88	12:42:12.693
7 -	1:05.462 (3)	0.452	66.42	12:43:18.155
8 -	1:06.659	1.649	65.23	12:44:24.814
9 -	1:05.514	0.504	66.37	12:45:30.328

P8 8 Peak Performance Reviews				
LAP	LAP TIME	DIFF	MPH	TIME OF DAY
1 -	1:12.134	7.114	60.28	12:36:46.253
2 -	1:05.688	0.668	66.20	12:37:51.941
3 -	1:05.640	0.620	66.24	12:38:57.581
4 -	1:05.186 (2)	0.166	66.71	12:40:02.767
5 -	1:05.301 (3)	0.281	66.59	12:41:08.068
6 -	1:05.953	0.933	65.93	12:42:14.021
7 -	1:05.020 (1)		66.88	12:43:19.041
8 -	1:05.932	0.912	65.95	12:44:24.973
9 -	1:05.510	0.490	66.38	12:45:30.483

P9 32 Frost Racing				
LAP	LAP TIME	DIFF	MPH	TIME OF DAY
1 -	1:11.366	5.785	60.93	12:36:45.485
2 -	1:05.972	0.391	65.91	12:37:51.457
3 -	1:06.638	1.057	65.25	12:38:58.095
4 -	1:05.624 (2)	0.043	66.26	12:40:03.719
5 -	1:05.632 (3)	0.051	66.25	12:41:09.351
6 -	1:05.773	0.192	66.11	12:42:15.124
7 -	1:05.776	0.195	66.11	12:43:20.900
8 -	1:05.792	0.211	66.09	12:44:26.692
9 -	1:05.581 (1)		66.30	12:45:32.273

P10 172 Misty Racing				
LAP	LAP TIME	DIFF	MPH	TIME OF DAY
1 -	1:14.233	8.723	58.57	12:36:48.352
2 -	1:05.611 (2)	0.101	66.27	12:37:53.963
3 -	1:06.581	1.071	65.31	12:39:00.544
4 -	1:05.637	0.127	66.25	12:40:06.181
5 -	1:05.640	0.130	66.24	12:41:11.821
6 -	1:05.840	0.330	66.04	12:42:17.661
7 -	1:05.510 (1)		66.38	12:43:23.171
8 -	1:06.206	0.696	65.68	12:44:29.377
9 -	1:05.632 (3)	0.122	66.25	12:45:35.009

Weather / Track : Bright / Dry

Brands Hatch Indy
Circuit Length = 1.2079 miles
Start: 12:35 Flag 12:45 End: 12:49

MSV Trackdays Enduro KA Series

RACE 13 - LAP ANALYSIS

DIFF = Difference To Personal Best Lap

P11 99 Team Deranged				
LAP	LAP TIME	DIFF	MPH	TIME OF DAY
1 -	1:13.383	8.163	59.25	12:36:47.502
2 -	1:06.114	0.894	65.77	12:37:53.616
3 -	1:07.123	1.903	64.78	12:39:00.739
4 -	1:06.283	1.063	65.60	12:40:07.022
5 -	1:05.726 (3)	0.506	66.16	12:41:12.748
6 -	1:05.639 (2)	0.419	66.25	12:42:18.387
7 -	1:05.220 (1)		66.67	12:43:23.607
8 -	1:06.262	1.042	65.62	12:44:29.869
9 -	1:05.933	0.713	65.95	12:45:35.802

P12 3 Windgat Racing				
LAP	LAP TIME	DIFF	MPH	TIME OF DAY
1 -	1:13.256	7.559	59.36	12:36:47.375
2 -	1:06.062 (2)	0.365	65.82	12:37:53.437
3 -	1:07.708	2.011	64.22	12:39:01.145
4 -	1:06.450	0.753	65.44	12:40:07.595
5 -	1:05.697 (1)		66.19	12:41:13.292
6 -	1:06.555	0.858	65.33	12:42:19.847
7 -	1:06.460	0.763	65.43	12:43:26.307
8 -	1:06.765	1.068	65.13	12:44:33.072
9 -	1:06.247 (3)	0.550	65.64	12:45:39.319

P13 51 Barwell Autosport				
LAP	LAP TIME	DIFF	MPH	TIME OF DAY
1 -	1:17.803	12.957	55.89	12:36:51.922
2 -	1:08.819	3.973	63.18	12:38:00.741
3 -	1:05.933	1.087	65.95	12:39:06.674
4 -	1:05.380 (3)	0.534	66.51	12:40:12.054
5 -	1:06.096	1.250	65.79	12:41:18.150
6 -	1:05.637	0.791	66.25	12:42:23.787
7 -	1:05.992	1.146	65.89	12:43:29.779
8 -	1:04.846 (1)		67.06	12:44:34.625
9 -	1:05.018 (2)	0.172	66.88	12:45:39.643

P14 16 M&D Racing				
LAP	LAP TIME	DIFF	MPH	TIME OF DAY
1 -	1:14.594	8.305	58.29	12:36:48.713
2 -	1:07.708	1.419	64.22	12:37:56.421
3 -	1:06.379 (3)	0.090	65.51	12:39:02.800
4 -	1:07.031	0.742	64.87	12:40:09.831
5 -	1:06.836	0.547	65.06	12:41:16.667
6 -	1:06.335 (2)	0.046	65.55	12:42:23.002
7 -	1:07.733	1.444	64.20	12:43:30.735
8 -	1:07.023	0.734	64.88	12:44:37.758
9 -	1:06.289 (1)		65.60	12:45:44.047

P15 14 Frugal Racing				
LAP	LAP TIME	DIFF	MPH	TIME OF DAY
1 -	1:16.625	10.424	56.75	12:36:50.744
2 -	1:07.311	1.110	64.60	12:37:58.055
3 -	1:06.713	0.512	65.18	12:39:04.768
4 -	1:06.701 (3)	0.500	65.19	12:40:11.469
5 -	1:06.477 (2)	0.276	65.41	12:41:17.946
6 -	1:07.143	0.942	64.76	12:42:25.089
7 -	1:06.201 (1)		65.68	12:43:31.290
8 -	1:08.410	2.209	63.56	12:44:39.700
9 -	1:07.328	1.127	64.58	12:45:47.028

DIFF = Difference To Personal Best Lap

P16 46 JDC Motorsport				
LAP	LAP TIME	DIFF	MPH	TIME OF DAY
1 -	1:14.757	8.194	58.16	12:36:48.876
2 -	1:07.258	0.695	64.65	12:37:56.134
3 -	1:06.563 (1)		65.33	12:39:02.697
4 -	1:07.284	0.721	64.63	12:40:09.981
5 -	1:06.895	0.332	65.00	12:41:16.876
6 -	1:06.702 (3)	0.139	65.19	12:42:23.578
7 -	1:07.504	0.941	64.41	12:43:31.082
8 -	1:09.714	3.151	62.37	12:44:40.796
9 -	1:06.678 (2)	0.115	65.21	12:45:47.474

P17 180 Shine automotive				
LAP	LAP TIME	DIFF	MPH	TIME OF DAY
1 -	1:17.635	10.990	56.01	12:36:51.754
2 -	1:09.457	2.812	62.60	12:38:01.211
3 -	1:06.922 (3)	0.277	64.98	12:39:08.133
4 -	1:07.132	0.487	64.77	12:40:15.265
5 -	1:07.012	0.367	64.89	12:41:22.277
6 -	1:08.545	1.900	63.44	12:42:30.822
7 -	1:06.645 (1)		65.25	12:43:37.467
8 -	1:07.249	0.604	64.66	12:44:44.716
9 -	1:06.692 (2)	0.047	65.20	12:45:51.408

P18 96 Team MotorAid				
LAP	LAP TIME	DIFF	MPH	TIME OF DAY
1 -	1:15.918	8.867	57.27	12:36:50.037
2 -	1:09.278	2.227	62.77	12:37:59.315
3 -	1:07.318 (3)	0.267	64.59	12:39:06.633
4 -	1:07.680	0.629	64.25	12:40:14.313
5 -	1:07.605	0.554	64.32	12:41:21.918
6 -	1:07.637	0.586	64.29	12:42:29.555
7 -	1:07.250 (2)	0.199	64.66	12:43:36.805
8 -	1:08.908	1.857	63.10	12:44:45.713
9 -	1:07.051 (1)		64.85	12:45:52.764

P19 132 VTK Motorsport				
LAP	LAP TIME	DIFF	MPH	TIME OF DAY
1 -	1:19.215	12.347	54.89	12:36:53.334
2 -	1:08.312	1.444	63.65	12:38:01.646
3 -	1:07.170 (3)	0.302	64.74	12:39:08.816
4 -	1:07.203	0.335	64.70	12:40:16.019
5 -	1:06.868 (1)		65.03	12:41:22.887
6 -	1:07.905	1.037	64.03	12:42:30.792
7 -	1:07.271	0.403	64.64	12:43:38.063
8 -	1:08.044	1.176	63.90	12:44:46.107
9 -	1:07.145 (2)	0.277	64.76	12:45:53.252

P20 27 Semprini Racing				
LAP	LAP TIME	DIFF	MPH	TIME OF DAY
1 -	1:17.384	10.280	56.19	12:36:51.503
2 -	1:08.470	1.366	63.51	12:37:59.973
3 -	1:07.897	0.793	64.04	12:39:07.870
4 -	1:08.702	1.598	63.29	12:40:16.572
5 -	1:07.138 (2)	0.034	64.77	12:41:23.710
6 -	1:07.380 (3)	0.276	64.53	12:42:31.090
7 -	1:08.532	1.428	63.45	12:43:39.622
8 -	1:07.104 (1)		64.80	12:44:46.726
9 -	1:07.557	0.453	64.36	12:45:54.283

Weather / Track : Bright / Dry

Brands Hatch Indy
Circuit Length = 1.2079 miles
Start: 12:35 Flag 12:45 End: 12:49

MSV Trackdays Enduro KA Series

RACE 13 - LAP ANALYSIS

DIFF = Difference To Personal Best Lap

P21 107 107 Racing				
LAP	LAP TIME	DIFF	MPH	TIME OF DAY
1 -	1:16.330	10.298	56.97	12:36:50.449
2 -	1:08.284	2.252	63.68	12:37:58.733
3 -	1:06.596 (3)	0.564	65.29	12:39:05.329
4 -	1:06.513 (2)	0.481	65.37	12:40:11.842
5 -	1:07.121	1.089	64.78	12:41:18.963
6 -	1:07.045	1.013	64.86	12:42:26.008
7 -	1:06.032 (1)		65.85	12:43:32.040
8 -	1:15.523	9.491	57.57	12:44:47.563
9 -	1:07.334	1.302	64.58	12:45:54.897

P22 39 LDR Performance Tuning				
LAP	LAP TIME	DIFF	MPH	TIME OF DAY
1 -	1:20.345	12.345	54.12	12:36:54.464
2 -	1:08.785	0.785	63.22	12:38:03.249
3 -	1:08.839	0.839	63.17	12:39:12.088
4 -	1:08.084 (2)	0.084	63.87	12:40:20.172
5 -	1:08.000 (1)		63.95	12:41:28.172
6 -	1:08.695	0.695	63.30	12:42:36.867
7 -	1:08.212 (3)	0.212	63.75	12:43:45.079
8 -	1:08.217	0.217	63.74	12:44:53.296
9 -	1:08.797	0.797	63.20	12:46:02.093

P23 4 Alex Reade Motorsport				
LAP	LAP TIME	DIFF	MPH	TIME OF DAY
1 -	1:19.700	11.491	54.56	12:36:53.819
2 -	1:08.727	0.518	63.27	12:38:02.546
3 -	1:08.542	0.333	63.44	12:39:11.088
4 -	1:08.682	0.473	63.31	12:40:19.770
5 -	1:08.549	0.340	63.43	12:41:28.319
6 -	1:09.919	1.710	62.19	12:42:38.238
7 -	1:08.519 (3)	0.310	63.46	12:43:46.757
8 -	1:08.376 (2)	0.167	63.59	12:44:55.133
9 -	1:08.209 (1)		63.75	12:46:03.342

P24 7 GB Finch				
LAP	LAP TIME	DIFF	MPH	TIME OF DAY
1 -	1:14.595	8.106	58.29	12:36:48.714
2 -	1:06.525 (2)	0.036	65.36	12:37:55.239
3 -	1:06.489 (1)		65.40	12:39:01.728
4 -	1:06.861	0.372	65.03	12:40:08.589
5 -	1:06.837 (3)	0.348	65.06	12:41:15.426
6 -	1:06.975	0.486	64.92	12:42:22.401
7 -	1:08.317	1.828	63.65	12:43:30.718

P25 19 LDR Performance Tuning				
LAP	LAP TIME	DIFF	MPH	TIME OF DAY
1 -	1:15.372	9.113	57.69	12:36:49.491
2 -	1:07.813	1.554	64.12	12:37:57.304
3 -	1:06.292 (2)	0.033	65.59	12:39:03.596
4 -	1:07.064 (3)	0.805	64.84	12:40:10.660
5 -	1:07.685	1.426	64.24	12:41:18.345
6 -	1:07.233	0.974	64.67	12:42:25.578
7 -	1:06.259 (1)		65.63	12:43:31.837

Weather / Track : Bright / Dry

Brands Hatch Indy
Circuit Length = 1.2079 miles
Start: 12:35 Flag 12:45 End: 12:49

MSV Trackdays Enduro KA Series

RACE 13 - STATISTICS

Competitors Started 25
Planned Start 2020-09-20 @ 12:40:00.000
Actual Start 2020-09-20 @ 12:35:34.118
Finish Time 2020-09-20 @ 12:45:25.178
Track Length 1.2079mi.
Total Laps 221
Total Distance Covered 266.9559mi.

Session Fastest Lap History

NO	NAME	LAP TIME	TIME OF DAY	LAP	VEHICLE
111	Octane Junkies <i>A. SMITH</i>	1:08.292	12:36:42.425	1	FordKA
111	Octane Junkies <i>A. SMITH</i>	1:05.248	12:37:47.675	2	FordKA
112	Octane Junkies <i>M. SMITH</i>	1:05.239	12:37:47.767	2	FordKA
111	Octane Junkies <i>A. SMITH</i>	1:05.105	12:38:52.778	3	FordKA
112	Octane Junkies <i>M. SMITH</i>	1:05.068	12:38:52.929	3	FordKA
31	IP Racing <i>A. BLAIR</i>	1:04.803	12:39:59.997	4	FordKA
31	IP Racing <i>A. BLAIR</i>	1:04.613	12:41:04.610	5	FordKA
31	IP Racing <i>A. BLAIR</i>	1:04.476	12:42:09.087	6	FordKA

Session Leader History

NO	NAME	FROM LAP	LAPS LED	DISTANCE	VEHICLE
111	Octane Junkies <i>A. SMITH</i>	1	5	6.03 miles	FordKA
112	Octane Junkies <i>M. SMITH</i>	6	2	2.41 miles	FordKA
31	IP Racing <i>A. BLAIR</i>	8	2	2.41 miles	FordKA

Flag History

TYPE	TIME OF DAY
GREEN	12:35:34.118
FINISH	12:45:25.178

Flag Statistics

TYPE	COUNT	TOTAL LAPS	TOTAL TIME
Green	1	9	13:57.289
Red	0	0	0.000
Safety Car	0	0	0.000
FCY	0	0	0.000

Weather / Track : Bright / Dry


Results can be found at www.tsl-timing.com

Brands Hatch Indy
Circuit Length = 1.2079 miles
Start: 12:35 Flag 12:45 End: 12:49

Printed - 12:52 Sunday, 20 September 2020

MSV Trackdays Enduro KA Series

RACE 18 - GRID (15 minutes) - AMENDED

ROW 14	27	30	IP Racing			
ROW 13	25	3	Windgat Racing	26	5	Project 5
ROW 12	23	7	GB Finch	24	19	LDR Performance Tuning
ROW 11	21	39	LDR Performance Tuning	22	4	Alex Reade Motorsport
ROW 10	19	27	Semprini Racing	20	107	107 Racing
ROW 9	17	96	Team MotorAid	18	132	VTK Motorsport
ROW 8	15	46	JDC Motorsport	16	180	Shine automotive
ROW 7	13	16	M&D Racing	14	14	Frugal Racing
ROW 6	11	99	Team Deranged	12	51	Barwell Autosport
ROW 5	9	32	Frost Racing	10	172	Misty Racing
ROW 4	7	98	PistonHeads	8	8	Peak Performance Reviews
ROW 3	5	18	Chr motorsport	6	1	Burton Power Racing
ROW 2	3	111	Octane Junkies	4	149	Club Racing UK
ROW 1	1	31	IP Racing	2	112	Octane Junkies
Pole						
						

Brands Hatch Indy
Circuit Length = 1.2079 miles

These results are provisional until the conclusion of any judicial and technical matters.

Clerk Of Course :	Steward :	Timekeeper :

MSV Trackdays Enduro KA Series

RACE 18 - CLASSIFICATION

POS	NO	TEAM / DRIVERS	CAR	LAPS	TIME	GAP	DIFF	MPH	BEST	ON
1	31	IP Racing Adam BLAIR	FordKA	14	15:08.326			67.02	1:04.258	7
2	18	Chr motorsport David MAYER / Paul ROBSON	FordKA	14	15:17.192	8.866	8.866	66.37	1:04.579	3
3	1	Burton Power Racing Tom VALENTINE	FordKA	14	15:18.171	9.845	0.979	66.30	1:04.855	13
4	111	Octane Junkies Adam SMITH / Martyn SMITH	FordKA	14	15:18.424	10.098	0.253	66.28	1:04.775	3
5	112	Octane Junkies Martyn SMITH / Adam SMITH	FordKA	14	15:18.656	10.330	0.232	66.27	1:04.785	3
6	98	PistonHeads Pete DIGNAN	FordKA	14	15:19.647	11.321	0.991	66.19	1:05.068	6
7	149	Club Racing UK Siefan MARSH / Matthew HIBBERD	FordKA	14	15:21.037	12.711	1.390	66.09	1:04.797	14
8	99	Team Deranged Josh LARKIN / Jason PELOSI	FordKA	14	15:26.678	18.352	5.641	65.69	1:05.086	3
9	8	Peak Performance Reviews Olly TURNER / Charles BONIFACE / Joshua LAW / Alex De MOORE	FordKA	14	15:27.908	19.582	1.230	65.61	1:05.064	9
10	32	Frost Racing Frank FROSTICK	FordKA	14	15:28.081	19.755	0.173	65.59	1:05.237	5
11	51	Barwell Autosport Taylor NORTON	FordKA	14	15:28.657	20.331	0.576	65.55	1:04.634	4
12	14	Frugal Racing Wayne JACKSON / Mike MARAIS / Callum MCDUGALL	FordKA	14	15:34.635	26.309	5.978	65.13	1:05.067	10
13	172	Misty Racing Simon LANCASHIRE / Nick MOORE / Paul KITE	FordKA	14	15:40.690	32.364	6.055	64.71	1:06.074	10
14	107	107 Racing Philip O'HALLORAN / Harry SCOTT	FordKA	14	15:41.223	32.897	0.533	64.68	1:05.592	10
15	46	JDC Motorsport Ian MITCHELL	FordKA	14	15:41.453	33.127	0.230	64.66	1:05.749	11
16	3	Windgat Racing Andy CHAPMAN / George GOSLING / Callum MCDUGALL / Mike MARAIS	FordKA	14	15:42.391	34.065	0.938	64.60	1:04.983	13
17	16	M&D Racing Daniel MARTIN / Alex MARTIN / Tony MARTIN	FordKA	14	15:42.857	34.531	0.466	64.57	1:06.157	11
18	96	Team MotorAid Jason BRETT / Steven ABBS / Freddie ABBS / Mark BEAUMONT	FordKA	14	15:49.426	41.100	6.569	64.12	1:06.504	6
19	180	Shine automotive Wayne CLELLAND / Collin FRENCH	FordKA	14	15:58.648	50.322	9.222	63.50	1:06.632	7
20	27	Semprini Racing Jeremy EVANS / William PUTTERGILL / Phil HART / James HART	FordKA	14	15:59.520	51.194	0.872	63.44	1:06.831	13
21	39	LDR Performance Tuning David BYWATER	FordKA	14	16:08.345	1:00.019	8.825	62.87	1:07.886	10
22	4	Alex Reade Motorsport Christopher READE	FordKA	14	16:09.876	1:01.550	1.531	62.77	1:08.020	14

NOT CLASSIFIED

DNF	132	VTK Motorsport Lewis SALMON	FordKA	11	12:26.621	3 Laps	3 Laps	64.06	1:06.512	3
-----	-----	--------------------------------	--------	----	-----------	--------	--------	-------	----------	---

FASTEST LAP

	31	IP Racing Adam BLAIR	FordKA	7	1:04.258			67.67 mph	108.91 kph	
--	----	-------------------------	--------	---	----------	--	--	-----------	------------	--

Car 16 - STILL NO working transponder - please sort

Weather / Track : Bright / Dry

These results are provisional until the conclusion of any judicial and technical matters.

Brands Hatch Indy

Circuit Length = 1.2079 miles

Start: 16:05 Flag 16:20 End: 16:21

Clerk Of Course :		Timekeeper :	
-------------------	--	--------------	--

MSV Trackdays Enduro KA Series

RACE 18 - LAP CHART

LAP 1 @ 16:06:45.050			LAP 2 @ 16:07:51.456			LAP 3 @ 16:08:56.083			LAP 4 @ 16:10:00.557			LAP 5 @ 16:11:04.976		
NO	BEHIND	LAP TIME	NO	BEHIND	LAP TIME	NO	BEHIND	LAP TIME	NO	BEHIND	LAP TIME	NO	BEHIND	LAP TIME
31		1:07.090	31		1:06.406	31		1:04.627	31		1:04.474	31		1:04.419
112	0.757	1:07.847	112	0.346	1:05.995	112	0.504	1:04.785	112	1.239	1:05.209	112	1.823	1:05.003
149	1.401	1:08.491	18	0.696	1:05.137	18	0.648	1:04.579	18	1.793	1:05.619	18	2.297	1:04.923
18	1.965	1:09.055	149	0.921	1:05.926	111	1.476	1:04.775	111	2.140	1:05.138	111	3.142	1:05.421
111	2.144	1:09.234	111	1.328	1:05.590	149	1.883	1:05.589	149	2.361	1:04.952	1	3.986	1:05.352
1	2.327	1:09.417	98	1.675	1:05.613	98	2.390	1:05.342	1	3.053	1:04.926	98	4.157	1:05.187
98	2.468	1:09.558	1	2.267	1:06.346	1	2.601	1:04.961	98	3.389	1:05.473	149	4.368	1:06.426
8	3.201	1:10.291	8	2.471	1:05.676	8	3.218	1:05.374	99	4.190	1:05.267	99	5.232	1:05.461
32	3.345	1:10.435	32	2.766	1:05.827	99	3.397	1:05.086	8	4.714	1:05.970	8	5.808	1:05.513
99	4.191	1:11.281	99	2.938	1:05.153	51	5.129	1:06.667	51	5.289	1:04.634	51	5.845	1:04.975
51	4.753	1:11.843	51	3.089	1:04.742	32	5.459	1:07.320	32	6.506	1:05.521	32	7.324	1:05.237
172	5.263	1:12.353	172	5.385	1:06.528	172	7.407	1:06.649	172	9.785	1:06.852	172	12.625	1:07.259
16	5.838	1:12.928	16	6.015	1:06.583	16	7.960	1:06.572	46	11.522	1:07.783	46	13.251	1:06.148
180	6.693	1:13.783	46	6.979	1:06.510	46	8.213	1:05.861	16	11.948	1:08.462	16	13.914	1:06.385
46	6.875	1:13.965	180	7.728	1:07.441	180	9.893	1:06.792	180	12.267	1:06.848	180	14.960	1:07.112
132	8.402	1:15.492	132	8.672	1:06.676	132	10.557	1:06.512	107	12.461	1:06.169	107	15.172	1:07.130
107	8.584	1:15.674	107	8.960	1:06.782	107	10.766	1:06.433	132	12.904	1:06.821	14	15.718	1:05.715
96	9.064	1:16.154	96	9.504	1:06.846	96	11.591	1:06.714	96	13.990	1:06.873	132	15.761	1:07.276
39	10.359	1:17.449	14	13.305	1:06.943	14	13.774	1:05.096	14	14.422	1:05.122	96	17.039	1:07.468
4	11.384	1:18.474	3	13.674	1:06.925	39	17.887	1:08.238	27	22.300	1:07.585	3	24.028	1:05.482
27	11.511	1:18.601	39	14.276	1:10.323	4	19.018	1:08.460	39	22.645	1:09.232	27	25.587	1:07.706
14	12.768	1:19.858	27	15.138	1:10.033	27	19.189	1:08.678	3	22.965	1:05.024	39	27.486	1:09.260
3	13.155	1:20.245	4	15.185	1:10.207	3	22.415	1:13.368	4	23.318	1:08.774	4	27.640	1:08.741

Weather / Track : Bright / Dry

MSV Trackdays Enduro KA Series

RACE 18 - LAP CHART

LAP 6 @ 16:12:09.397			LAP 7 @ 16:13:13.655			LAP 8 @ 16:14:18.067			LAP 9 @ 16:15:22.745			LAP 10 @ 16:16:27.196		
NO	BEHIND	LAP TIME	NO	BEHIND	LAP TIME	NO	BEHIND	LAP TIME	NO	BEHIND	LAP TIME	NO	BEHIND	LAP TIME
31		1:04.421	31		1:04.258	31		1:04.412	31		1:04.678	31		1:04.451
112	2.606	1:05.204	112	4.112	1:05.764	112	4.936	1:05.236	18	6.498	1:06.075	18	7.863	1:05.816
18	2.878	1:05.002	18	4.577	1:05.957	18	5.101	1:04.936	112	6.529	1:06.271	1	8.135	1:05.730
111	3.632	1:04.911	111	4.859	1:05.485	1	5.795	1:05.002	111	6.713	1:05.233	111	8.507	1:06.245
1	4.544	1:04.979	1	5.205	1:04.919	111	6.158	1:05.711	1	6.856	1:05.739	112	8.690	1:06.612
98	4.804	1:05.068	98	5.733	1:05.187	98	6.502	1:05.181	98	7.137	1:05.313	98	9.073	1:06.387
149	5.470	1:05.523	51	8.913	1:05.841	149	10.948	1:06.261	149	11.424	1:05.154	149	11.799	1:04.826
99	6.178	1:05.367	149	9.099	1:07.887	99	11.810	1:06.887	99	12.812	1:05.680	99	13.851	1:05.490
8	7.113	1:05.726	8	9.303	1:06.448	32	12.394	1:07.134	32	13.077	1:05.361	32	14.267	1:05.641
51	7.330	1:05.906	99	9.335	1:07.415	51	13.180	1:08.679	8	13.815	1:05.064	8	14.614	1:05.250
32	8.283	1:05.380	32	9.672	1:05.647	8	13.429	1:08.538	51	15.956	1:07.454	51	16.942	1:05.437
172	15.538	1:07.334	172	18.611	1:07.331	172	21.215	1:07.016	14	23.042	1:06.231	14	23.658	1:05.067
46	15.903	1:07.073	14	19.043	1:06.275	14	21.489	1:06.858	172	23.361	1:06.824	172	24.984	1:06.074
16	16.196	1:06.703	46	19.172	1:07.527	46	21.842	1:07.082	46	24.343	1:07.179	46	26.319	1:06.427
107	17.016	1:06.265	16	20.131	1:08.193	16	24.112	1:08.393	107	25.888	1:06.453	107	27.029	1:05.592
14	17.026	1:05.729	107	20.132	1:07.374	107	24.113	1:08.393	16	26.367	1:06.933	16	28.281	1:06.365
180	18.153	1:07.614	180	20.527	1:06.632	180	24.316	1:08.201	180	27.049	1:07.411	180	29.496	1:06.898
132	18.554	1:07.214	132	21.284	1:06.988	96	25.159	1:08.104	96	27.259	1:06.778	96	29.724	1:06.916
96	19.122	1:06.504	96	21.467	1:06.603	132	25.478	1:08.606	132	27.782	1:06.982	3	30.053	1:06.438
3	24.962	1:05.355	3	26.261	1:05.557	3	27.474	1:05.625	3	28.066	1:05.270	132	30.543	1:07.212
27	28.368	1:07.202	27	31.595	1:07.485	27	34.854	1:07.671	27	37.637	1:07.461	27	40.587	1:07.401
39	31.330	1:08.265	39	35.216	1:08.144	39	38.845	1:08.041	39	42.151	1:07.984	39	45.586	1:07.886
4	32.350	1:09.131	4	36.584	1:08.492	4	40.594	1:08.422	4	43.957	1:08.041	4	47.837	1:08.331

Weather / Track : Bright / Dry

MSV Trackdays Enduro KA Series

RACE 18 - LAP CHART

LAP 11 @ 16:17:31.721			LAP 12 @ 16:18:36.336			LAP 13 @ 16:19:41.844			LAP 14 @ 16:20:46.286		
NO	BEHIND	LAP TIME	NO	BEHIND	LAP TIME	NO	BEHIND	LAP TIME	NO	BEHIND	LAP TIME
31		1:04.525	31		1:04.615	31		1:05.508	31		1:04.442
18	8.323	1:04.985	18	8.668	1:04.960	18	8.291	1:05.131	18	8.866	1:05.017
1	8.957	1:05.347	1	9.198	1:04.856	1	8.545	1:04.855	1	9.845	1:05.742
111	9.110	1:05.128	111	9.493	1:04.998	111	8.847	1:04.862	111	10.098	1:05.693
112	9.300	1:05.135	112	9.856	1:05.171	112	9.323	1:04.975	112	10.330	1:05.449
98	9.751	1:05.203	98	10.397	1:05.261	98	10.253	1:05.364	98	11.321	1:05.510
149	12.498	1:05.224	149	12.792	1:04.909	149	12.356	1:05.072	149	12.711	1:04.797
99	14.889	1:05.563	99	16.245	1:05.971	99	16.898	1:06.161	99	18.352	1:05.896
32	15.391	1:05.649	32	16.846	1:06.070	8	17.555	1:06.009	8	19.582	1:06.469
8	15.608	1:05.519	8	17.054	1:06.061	32	17.697	1:06.359	32	19.755	1:06.500
51	17.585	1:05.168	51	18.048	1:05.078	51	17.829	1:05.289	51	20.331	1:06.944
14	24.607	1:05.474	14	25.227	1:05.235	14	25.596	1:05.877	14	26.309	1:05.155
172	26.655	1:06.196	172	29.310	1:07.270	172	30.382	1:06.580	172	32.364	1:06.424
46	27.543	1:05.749	46	29.590	1:06.662	107	30.771	1:06.475	107	32.897	1:06.568
107	28.585	1:06.081	107	29.804	1:05.834	46	31.576	1:07.494	46	33.127	1:05.993
16	29.913	1:06.157	16	31.706	1:06.408	16	32.429	1:06.231	3	34.065	1:05.936
3	32.061	1:06.533	3	33.096	1:05.650	3	32.571	1:04.983	16	34.531	1:06.544
180	32.080	1:07.109	96	37.026	1:09.409	96	38.501	1:06.983	96	41.100	1:07.041
96	32.232	1:07.033	180	44.705	1:17.240	180	46.817	1:07.620	180	50.322	1:07.947
132	32.860	1:06.842	27	46.784	1:07.793	27	48.107	1:06.831	27	51.194	1:07.529
27	43.606	1:07.544	39	53.534	1:08.881	39	56.056	1:08.030	39	1:00.019	1:08.405
39	49.268	1:08.207	4	55.278	1:08.339	4	57.972	1:08.202	4	1:01.550	1:08.020
4	51.554	1:08.242									

Weather / Track : Bright / Dry

MSV Trackdays Enduro KA Series

RACE 18 - LAP ANALYSIS

DIFF = Difference To Personal Best Lap

P1 31 IP Racing				
LAP	LAP TIME	DIFF	MPH	TIME OF DAY
1 -	1:07.090	2.832	64.81	16:06:45.050
2 -	1:06.406	2.148	65.48	16:07:51.456
3 -	1:04.627	0.369	67.28	16:08:56.083
4 -	1:04.474	0.216	67.44	16:10:00.557
5 -	1:04.419 (3)	0.161	67.50	16:11:04.976
6 -	1:04.421	0.163	67.50	16:12:09.397
7 -	1:04.258 (1)		67.67	16:13:13.655
8 -	1:04.412 (2)	0.154	67.51	16:14:18.067
9 -	1:04.678	0.420	67.23	16:15:22.745
10 -	1:04.451	0.193	67.47	16:16:27.196
11 -	1:04.525	0.267	67.39	16:17:31.721
12 -	1:04.615	0.357	67.30	16:18:36.336
13 -	1:05.508	1.250	66.38	16:19:41.844
14 -	1:04.442	0.184	67.48	16:20:46.286

P2 18 Chr motorsport				
LAP	LAP TIME	DIFF	MPH	TIME OF DAY
1 -	1:09.055	4.476	62.97	16:06:47.015
2 -	1:05.137	0.558	66.76	16:07:52.152
3 -	1:04.579 (1)		67.33	16:08:56.731
4 -	1:05.619	1.040	66.27	16:10:02.350
5 -	1:04.923 (2)	0.344	66.98	16:11:07.273
6 -	1:05.002	0.423	66.89	16:12:12.275
7 -	1:05.957	1.378	65.93	16:13:18.232
8 -	1:04.936 (3)	0.357	66.96	16:14:23.168
9 -	1:06.075	1.496	65.81	16:15:29.243
10 -	1:05.816	1.237	66.07	16:16:35.059
11 -	1:04.985	0.406	66.91	16:17:40.044
12 -	1:04.960	0.381	66.94	16:18:45.004
13 -	1:05.131	0.552	66.76	16:19:50.135
14 -	1:05.017	0.438	66.88	16:20:55.152

P3 1 Burton Power Racing				
LAP	LAP TIME	DIFF	MPH	TIME OF DAY
1 -	1:09.417	4.562	62.64	16:06:47.377
2 -	1:06.346	1.491	65.54	16:07:53.723
3 -	1:04.961	0.106	66.94	16:08:58.684
4 -	1:04.926	0.071	66.97	16:10:03.610
5 -	1:05.352	0.497	66.54	16:11:08.962
6 -	1:04.979	0.124	66.92	16:12:13.941
7 -	1:04.919 (3)	0.064	66.98	16:13:18.860
8 -	1:05.002	0.147	66.89	16:14:23.862
9 -	1:05.739	0.884	66.14	16:15:29.601
10 -	1:05.730	0.875	66.15	16:16:35.331
11 -	1:05.347	0.492	66.54	16:17:40.678
12 -	1:04.856 (2)	0.001	67.05	16:18:45.534
13 -	1:04.855 (1)		67.05	16:19:50.389
14 -	1:05.742	0.887	66.14	16:20:56.131

P4 111 Octane Junkies				
LAP	LAP TIME	DIFF	MPH	TIME OF DAY
1 -	1:09.234	4.459	62.80	16:06:47.194
2 -	1:05.590	0.815	66.29	16:07:52.784
3 -	1:04.775 (1)		67.13	16:08:57.559
4 -	1:05.138	0.363	66.75	16:10:02.697
5 -	1:05.421	0.646	66.47	16:11:08.118
6 -	1:04.911 (3)	0.136	66.99	16:12:13.029
7 -	1:05.485	0.710	66.40	16:13:18.514
8 -	1:05.711	0.936	66.17	16:14:24.225

DIFF = Difference To Personal Best Lap

9 -	1:05.233	0.458	66.66	16:15:29.458
10 -	1:06.245	1.470	65.64	16:16:35.703
11 -	1:05.128	0.353	66.77	16:17:40.831
12 -	1:04.998	0.223	66.90	16:18:45.829
13 -	1:04.862 (2)	0.087	67.04	16:19:50.691
14 -	1:05.693	0.918	66.19	16:20:56.384

P5 112 Octane Junkies				
LAP	LAP TIME	DIFF	MPH	TIME OF DAY
1 -	1:07.847	3.062	64.09	16:06:45.807
2 -	1:05.995	1.210	65.89	16:07:51.802
3 -	1:04.785 (1)		67.12	16:08:56.587
4 -	1:05.209	0.424	66.68	16:10:01.796
5 -	1:05.003 (3)	0.218	66.89	16:11:06.799
6 -	1:05.204	0.419	66.69	16:12:12.003
7 -	1:05.764	0.979	66.12	16:13:17.767
8 -	1:05.236	0.451	66.65	16:14:23.003
9 -	1:06.271	1.486	65.61	16:15:29.274
10 -	1:06.612	1.827	65.28	16:16:35.886
11 -	1:05.135	0.350	66.76	16:17:41.021
12 -	1:05.171	0.386	66.72	16:18:46.192
13 -	1:04.975 (2)	0.190	66.92	16:19:51.167
14 -	1:05.449	0.664	66.44	16:20:56.616

P6 98 PistonHeads				
LAP	LAP TIME	DIFF	MPH	TIME OF DAY
1 -	1:09.558	4.490	62.51	16:06:47.518
2 -	1:05.613	0.545	66.27	16:07:53.131
3 -	1:05.342	0.274	66.55	16:08:58.473
4 -	1:05.473	0.405	66.41	16:10:03.946
5 -	1:05.187 (3)	0.119	66.70	16:11:09.133
6 -	1:05.068 (1)		66.83	16:12:14.201
7 -	1:05.187 (3)	0.119	66.70	16:13:19.388
8 -	1:05.181 (2)	0.113	66.71	16:14:24.569
9 -	1:05.313	0.245	66.58	16:15:29.882
10 -	1:06.387	1.319	65.50	16:16:36.269
11 -	1:05.203	0.135	66.69	16:17:41.472
12 -	1:05.261	0.193	66.63	16:18:46.733
13 -	1:05.364	0.296	66.52	16:19:52.097
14 -	1:05.510	0.442	66.38	16:20:57.607

P7 149 Club Racing UK				
LAP	LAP TIME	DIFF	MPH	TIME OF DAY
1 -	1:08.491	3.694	63.49	16:06:46.451
2 -	1:05.926	1.129	65.96	16:07:52.377
3 -	1:05.589	0.792	66.30	16:08:57.966
4 -	1:04.952	0.155	66.95	16:10:02.918
5 -	1:06.426	1.629	65.46	16:11:09.344
6 -	1:05.523	0.726	66.36	16:12:14.867
7 -	1:07.887	3.090	64.05	16:13:22.754
8 -	1:06.261	1.464	65.62	16:14:29.015
9 -	1:05.154	0.357	66.74	16:15:34.169
10 -	1:04.826 (2)	0.029	67.08	16:16:38.995
11 -	1:05.224	0.427	66.67	16:17:44.219
12 -	1:04.909 (3)	0.112	66.99	16:18:49.128
13 -	1:05.072	0.275	66.82	16:19:54.200
14 -	1:04.797 (1)		67.11	16:20:58.997

P8 99 Team Deranged				
LAP	LAP TIME	DIFF	MPH	TIME OF DAY
1 -	1:11.281	6.195	61.00	16:06:49.241

Weather / Track : Bright / Dry

Brands Hatch Indy
Circuit Length = 1.2079 miles
Start: 16:05 Flag 16:20 End: 16:21

MSV Trackdays Enduro KA Series

RACE 18 - LAP ANALYSIS

DIFF = Difference To Personal Best Lap

2 -	1:05.153 (2)	0.067	66.74	16:07:54.394
3 -	1:05.086 (1)		66.81	16:08:59.480
4 -	1:05.267 (3)	0.181	66.62	16:10:04.747
5 -	1:05.461	0.375	66.43	16:11:10.208
6 -	1:05.367	0.281	66.52	16:12:15.575
7 -	1:07.415	2.329	64.50	16:13:22.990
8 -	1:06.887	1.801	65.01	16:14:29.877
9 -	1:05.680	0.594	66.20	16:15:35.557
10 -	1:05.490	0.404	66.40	16:16:41.047
11 -	1:05.563	0.477	66.32	16:17:46.610
12 -	1:05.971	0.885	65.91	16:18:52.581
13 -	1:06.161	1.075	65.72	16:19:58.742
14 -	1:05.896	0.810	65.99	16:21:04.638

P9 8 Peak Performance Reviews

LAP	LAP TIME	DIFF	MPH	TIME OF DAY
1 -	1:10.291	5.227	61.86	16:06:48.251
2 -	1:05.676	0.612	66.21	16:07:53.927
3 -	1:05.374 (3)	0.310	66.51	16:08:59.301
4 -	1:05.970	0.906	65.91	16:10:05.271
5 -	1:05.513	0.449	66.37	16:11:10.784
6 -	1:05.726	0.662	66.16	16:12:16.510
7 -	1:06.448	1.384	65.44	16:13:22.958
8 -	1:08.538	3.474	63.44	16:14:31.496
9 -	1:05.064 (1)		66.83	16:15:36.560
10 -	1:05.250 (2)	0.186	66.64	16:16:41.810
11 -	1:05.519	0.455	66.37	16:17:47.329
12 -	1:06.061	0.997	65.82	16:18:53.390
13 -	1:06.009	0.945	65.87	16:19:59.399
14 -	1:06.469	1.405	65.42	16:21:05.868

P10 32 Frost Racing

LAP	LAP TIME	DIFF	MPH	TIME OF DAY
1 -	1:10.435	5.198	61.73	16:06:48.395
2 -	1:05.827	0.590	66.06	16:07:54.222
3 -	1:07.320	2.083	64.59	16:09:01.542
4 -	1:05.521	0.284	66.36	16:10:07.063
5 -	1:05.237 (1)		66.65	16:11:12.300
6 -	1:05.380 (3)	0.143	66.51	16:12:17.680
7 -	1:05.647	0.410	66.24	16:13:23.327
8 -	1:07.134	1.897	64.77	16:14:30.461
9 -	1:05.361 (2)	0.124	66.53	16:15:35.822
10 -	1:05.641	0.404	66.24	16:16:41.463
11 -	1:05.649	0.412	66.24	16:17:47.112
12 -	1:06.070	0.833	65.81	16:18:53.182
13 -	1:06.359	1.122	65.53	16:19:59.541
14 -	1:06.500	1.263	65.39	16:21:06.041

P11 51 Barwell Autosport

LAP	LAP TIME	DIFF	MPH	TIME OF DAY
1 -	1:11.843	7.209	60.52	16:06:49.803
2 -	1:04.742 (2)	0.108	67.16	16:07:54.545
3 -	1:06.667	2.033	65.22	16:09:01.212
4 -	1:04.634 (1)		67.28	16:10:05.846
5 -	1:04.975 (3)	0.341	66.92	16:11:10.821
6 -	1:05.906	1.272	65.98	16:12:16.727
7 -	1:05.841	1.207	66.04	16:13:22.568
8 -	1:08.679	4.045	63.31	16:14:31.247
9 -	1:07.454	2.820	64.46	16:15:38.701
10 -	1:05.437	0.803	66.45	16:16:44.138
11 -	1:05.168	0.534	66.72	16:17:49.306
12 -	1:05.078	0.444	66.82	16:18:54.384

DIFF = Difference To Personal Best Lap

13 -	1:05.289	0.655	66.60	16:19:59.673
14 -	1:06.944	2.310	64.95	16:21:06.617

P12 14 Frugal Racing

LAP	LAP TIME	DIFF	MPH	TIME OF DAY
1 -	1:19.858	14.791	54.45	16:06:57.818
2 -	1:06.943	1.876	64.95	16:08:04.761
3 -	1:05.096 (2)	0.029	66.80	16:09:09.857
4 -	1:05.122 (3)	0.055	66.77	16:10:14.979
5 -	1:05.715	0.648	66.17	16:11:20.694
6 -	1:05.729	0.662	66.15	16:12:26.423
7 -	1:06.275	1.208	65.61	16:13:32.698
8 -	1:06.858	1.791	65.04	16:14:39.556
9 -	1:06.231	1.164	65.65	16:15:45.787
10 -	1:05.067 (1)		66.83	16:16:50.854
11 -	1:05.474	0.407	66.41	16:17:56.328
12 -	1:05.235	0.168	66.66	16:19:01.563
13 -	1:05.877	0.810	66.01	16:20:07.440
14 -	1:05.155	0.088	66.74	16:21:12.595

P13 172 Misty Racing

LAP	LAP TIME	DIFF	MPH	TIME OF DAY
1 -	1:12.353	6.279	60.10	16:06:50.313
2 -	1:06.528	0.454	65.36	16:07:56.841
3 -	1:06.649	0.575	65.24	16:09:03.490
4 -	1:06.852	0.778	65.04	16:10:10.342
5 -	1:07.259	1.185	64.65	16:11:17.601
6 -	1:07.334	1.260	64.58	16:12:24.935
7 -	1:07.331	1.257	64.58	16:13:32.266
8 -	1:07.016	0.942	64.88	16:14:39.282
9 -	1:06.824	0.750	65.07	16:15:46.106
10 -	1:06.074 (1)		65.81	16:16:52.180
11 -	1:06.196 (2)	0.122	65.69	16:17:58.376
12 -	1:07.270	1.196	64.64	16:19:05.646
13 -	1:06.580	0.506	65.31	16:20:12.226
14 -	1:06.424 (3)	0.350	65.46	16:21:18.650

P14 107 107 Racing

LAP	LAP TIME	DIFF	MPH	TIME OF DAY
1 -	1:15.674	10.082	57.46	16:06:53.634
2 -	1:06.782	1.190	65.11	16:08:00.416
3 -	1:06.433	0.841	65.45	16:09:06.849
4 -	1:06.169	0.577	65.71	16:10:13.018
5 -	1:07.130	1.538	64.77	16:11:20.148
6 -	1:06.265	0.673	65.62	16:12:26.413
7 -	1:07.374	1.782	64.54	16:13:33.787
8 -	1:08.393	2.801	63.58	16:14:42.180
9 -	1:06.453	0.861	65.43	16:15:48.633
10 -	1:05.592 (1)		66.29	16:16:54.225
11 -	1:06.081 (3)	0.489	65.80	16:18:00.306
12 -	1:05.834 (2)	0.242	66.05	16:19:06.140
13 -	1:06.475	0.883	65.41	16:20:12.615
14 -	1:06.568	0.976	65.32	16:21:19.183

P15 46 JDC Motorsport

LAP	LAP TIME	DIFF	MPH	TIME OF DAY
1 -	1:13.965	8.216	58.79	16:06:51.925
2 -	1:06.510	0.761	65.38	16:07:58.435
3 -	1:05.861 (2)	0.112	66.02	16:09:04.296
4 -	1:07.783	2.034	64.15	16:10:12.079
5 -	1:06.148	0.399	65.74	16:11:18.227

Weather / Track : Bright / Dry

Brands Hatch Indy

Circuit Length = 1.2079 miles

Start: 16:05 Flag 16:20 End: 16:21

MSV Trackdays Enduro KA Series

RACE 18 - LAP ANALYSIS

DIFF = Difference To Personal Best Lap

6 -	1:07.073	1.324	64.83	16:12:25.300
7 -	1:07.527	1.778	64.39	16:13:32.827
8 -	1:07.082	1.333	64.82	16:14:39.909
9 -	1:07.179	1.430	64.73	16:15:47.088
10 -	1:06.427	0.678	65.46	16:16:53.515
11 -	1:05.749 (1)		66.13	16:17:59.264
12 -	1:06.662	0.913	65.23	16:19:05.926
13 -	1:07.494	1.745	64.42	16:20:13.420
14 -	1:05.993 (3)	0.244	65.89	16:21:19.413

P16 3 Windgat Racing

LAP	LAP TIME	DIFF	MPH	TIME OF DAY
1 -	1:20.245	15.262	54.19	16:06:58.205
2 -	1:06.925	1.942	64.97	16:08:05.130
3 -	1:13.368	8.385	59.27	16:09:18.498
4 -	1:05.024 (2)	0.041	66.87	16:10:23.522
5 -	1:05.482	0.499	66.40	16:11:29.004
6 -	1:05.355	0.372	66.53	16:12:34.359
7 -	1:05.557	0.574	66.33	16:13:39.916
8 -	1:05.625	0.642	66.26	16:14:45.541
9 -	1:05.270 (3)	0.287	66.62	16:15:50.811
10 -	1:06.438	1.455	65.45	16:16:57.249
11 -	1:06.533	1.550	65.36	16:18:03.782
12 -	1:05.650	0.667	66.23	16:19:09.432
13 -	1:04.983 (1)		66.91	16:20:14.415
14 -	1:05.936	0.953	65.95	16:21:20.351

P17 16 M&D Racing

LAP	LAP TIME	DIFF	MPH	TIME OF DAY
1 -	1:12.928	6.771	59.62	16:06:50.888
2 -	1:06.583	0.426	65.31	16:07:57.471
3 -	1:06.572	0.415	65.32	16:09:04.043
4 -	1:08.462	2.305	63.51	16:10:12.505
5 -	1:06.385	0.228	65.50	16:11:18.890
6 -	1:06.703	0.546	65.19	16:12:25.593
7 -	1:08.193	2.036	63.76	16:13:33.786
8 -	1:08.393	2.236	63.58	16:14:42.179
9 -	1:06.933	0.776	64.96	16:15:49.112
10 -	1:06.365 (3)	0.208	65.52	16:16:55.477
11 -	1:06.157 (1)		65.73	16:18:01.634
12 -	1:06.408	0.251	65.48	16:19:08.042
13 -	1:06.231 (2)	0.074	65.65	16:20:14.273
14 -	1:06.544	0.387	65.34	16:21:20.817

P18 96 Team MotorAid

LAP	LAP TIME	DIFF	MPH	TIME OF DAY
1 -	1:16.154	9.650	57.10	16:06:54.114
2 -	1:06.846	0.342	65.05	16:08:00.960
3 -	1:06.714 (3)	0.210	65.18	16:09:07.674
4 -	1:06.873	0.369	65.02	16:10:14.547
5 -	1:07.468	0.964	64.45	16:11:22.015
6 -	1:06.504 (1)		65.38	16:12:28.519
7 -	1:06.603 (2)	0.099	65.29	16:13:35.122
8 -	1:08.104	1.600	63.85	16:14:43.226
9 -	1:06.778	0.274	65.12	16:15:50.004
10 -	1:06.916	0.412	64.98	16:16:56.920
11 -	1:07.033	0.529	64.87	16:18:03.953
12 -	1:09.409	2.905	62.65	16:19:13.362
13 -	1:06.983	0.479	64.92	16:20:20.345
14 -	1:07.041	0.537	64.86	16:21:27.386

DIFF = Difference To Personal Best Lap

P19 180 Shine automotive				
LAP	LAP TIME	DIFF	MPH	TIME OF DAY
1 -	1:13.783	7.151	58.93	16:06:51.743
2 -	1:07.441	0.809	64.48	16:07:59.184
3 -	1:06.792 (2)	0.160	65.10	16:09:05.976
4 -	1:06.848 (3)	0.216	65.05	16:10:12.824
5 -	1:07.112	0.480	64.79	16:11:19.936
6 -	1:07.614	0.982	64.31	16:12:27.550
7 -	1:06.632 (1)		65.26	16:13:34.182
8 -	1:08.201	1.569	63.76	16:14:42.383
9 -	1:07.411	0.779	64.50	16:15:49.794
10 -	1:06.898	0.266	65.00	16:16:56.692
11 -	1:07.109	0.477	64.79	16:18:03.801
12 -	1:17.240	10.608	56.29	16:19:21.041
13 -	1:07.620	0.988	64.30	16:20:28.661
14 -	1:07.947	1.315	63.99	16:21:36.608

P20 27 Semprini Racing

LAP	LAP TIME	DIFF	MPH	TIME OF DAY
1 -	1:18.601	11.770	55.32	16:06:56.561
2 -	1:10.033	3.202	62.09	16:08:06.594
3 -	1:08.678	1.847	63.31	16:09:15.272
4 -	1:07.585	0.754	64.34	16:10:22.857
5 -	1:07.706	0.875	64.22	16:11:30.563
6 -	1:07.202 (2)	0.371	64.70	16:12:37.765
7 -	1:07.485	0.654	64.43	16:13:45.250
8 -	1:07.671	0.840	64.26	16:14:52.921
9 -	1:07.461	0.630	64.46	16:16:00.382
10 -	1:07.401 (3)	0.570	64.51	16:17:07.783
11 -	1:07.544	0.713	64.38	16:18:15.327
12 -	1:07.793	0.962	64.14	16:19:23.120
13 -	1:06.831 (1)		65.06	16:20:29.951
14 -	1:07.529	0.698	64.39	16:21:37.480

P21 39 LDR Performance Tuning

LAP	LAP TIME	DIFF	MPH	TIME OF DAY
1 -	1:17.449	9.563	56.14	16:06:55.409
2 -	1:10.323	2.437	61.83	16:08:05.732
3 -	1:08.238	0.352	63.72	16:09:13.970
4 -	1:09.232	1.346	62.81	16:10:23.202
5 -	1:09.260	1.374	62.78	16:11:32.462
6 -	1:08.265	0.379	63.70	16:12:40.727
7 -	1:08.144	0.258	63.81	16:13:48.871
8 -	1:08.041	0.155	63.91	16:14:56.912
9 -	1:07.984 (2)	0.098	63.96	16:16:04.896
10 -	1:07.886 (1)		64.05	16:17:12.782
11 -	1:08.207	0.321	63.75	16:18:20.989
12 -	1:08.881	0.995	63.13	16:19:29.870
13 -	1:08.030 (3)	0.144	63.92	16:20:37.900
14 -	1:08.405	0.519	63.57	16:21:46.305

P22 4 Alex Reade Motorsport

LAP	LAP TIME	DIFF	MPH	TIME OF DAY
1 -	1:18.474	10.454	55.41	16:06:56.434
2 -	1:10.207	2.187	61.93	16:08:06.641
3 -	1:08.460	0.440	63.52	16:09:15.101
4 -	1:08.774	0.754	63.23	16:10:23.875
5 -	1:08.741	0.721	63.26	16:11:32.616
6 -	1:09.131	1.111	62.90	16:12:41.747
7 -	1:08.492	0.472	63.49	16:13:50.239
8 -	1:08.422	0.402	63.55	16:14:58.661

Brands Hatch Indy

Circuit Length = 1.2079 miles

Start: 16:05 Flag 16:20 End: 16:21

Weather / Track : Bright / Dry

MSV Trackdays Enduro KA Series

RACE 18 - LAP ANALYSIS

DIFF = Difference To Personal Best Lap

9 -	1:08.041 (2)	0.021	63.91	16:16:06.702
10 -	1:08.331	0.311	63.64	16:17:15.033
11 -	1:08.242	0.222	63.72	16:18:23.275
12 -	1:08.339	0.319	63.63	16:19:31.614
13 -	1:08.202 (3)	0.182	63.76	16:20:39.816
14 -	1:08.020 (1)		63.93	16:21:47.836

P23 132 VTK Motorsport				
LAP	LAP TIME	DIFF	MPH	TIME OF DAY

LAP	LAP TIME	DIFF	MPH	TIME OF DAY
1 -	1:15.492	8.980	57.60	16:06:53.452
2 -	1:06.676 (2)	0.164	65.21	16:08:00.128
3 -	1:06.512 (1)		65.38	16:09:06.640
4 -	1:06.821 (3)	0.309	65.07	16:10:13.461
5 -	1:07.276	0.764	64.63	16:11:20.737
6 -	1:07.214	0.702	64.69	16:12:27.951
7 -	1:06.988	0.476	64.91	16:13:34.939
8 -	1:08.606	2.094	63.38	16:14:43.545
9 -	1:06.982	0.470	64.92	16:15:50.527
10 -	1:07.212	0.700	64.69	16:16:57.739
11 -	1:06.842	0.330	65.05	16:18:04.581

MSV Trackdays Enduro KA Series

RACE 18 - STATISTICS

Competitors Started 23
Planned Start 2020-09-20 @ 16:05:00.000
Actual Start 2020-09-20 @ 16:05:37.959
Finish Time 2020-09-20 @ 16:20:44.334
Track Length 1.2079mi.
Total Laps 319
Total Distance Covered 385.3346mi.

Session Fastest Lap History

NO	NAME	LAP TIME	TIME OF DAY	LAP	VEHICLE
31	IP Racing <i>A. BLAIR</i>	1:07.090	16:06:45.069	1	FordKA
31	IP Racing <i>A. BLAIR</i>	1:06.406	16:07:51.474	2	FordKA
112	Octane Junkies <i>M. SMITH</i>	1:05.995	16:07:51.814	2	FordKA
18	Chr motorsport <i>D. MAYER</i>	1:05.137	16:07:52.169	2	FordKA
51	Barwell Autosport <i>T. NORTON</i>	1:04.742	16:07:54.558	2	FordKA
31	IP Racing <i>A. BLAIR</i>	1:04.627	16:08:56.106	3	FordKA
18	Chr motorsport <i>D. MAYER</i>	1:04.579	16:08:56.751	3	FordKA
31	IP Racing <i>A. BLAIR</i>	1:04.474	16:10:00.575	4	FordKA
31	IP Racing <i>A. BLAIR</i>	1:04.419	16:11:04.998	5	FordKA
31	IP Racing <i>A. BLAIR</i>	1:04.258	16:13:13.676	7	FordKA

Session Leader History

NO	NAME	FROM LAP	LAPS LED	DISTANCE	VEHICLE
31	IP Racing <i>A. BLAIR</i>	1	14	16.91 miles	FordKA

Flag History

TYPE	TIME OF DAY
GREEN	16:05:37.959
FINISH	16:20:44.334

Flag Statistics

TYPE	COUNT	TOTAL LAPS	TOTAL TIME
Green	1	14	16:19.124
Red	0	0	0.000
Safety Car	0	0	0.000
FCY	0	0	0.000

Weather / Track : Bright / Dry


Results can be found at www.tsl-timing.com

Brands Hatch Indy
Circuit Length = 1.2079 miles
Start: 16:05 Flag 16:20 End: 16:21

Printed - 16:23 Sunday, 20 September 2020

MSV Trackdays Enduro KA Series

RACE 21 - GRID (15 minutes)

ROW 14	27	30 IP Racing	
ROW 13	25	7 GB Finch	26 19 LDR Performance Tuning
ROW 12	23	132 VTK Motorsport	24 5 Project 5
ROW 11	21	39 LDR Performance Tuning	22 4 Alex Reade Motorsport
ROW 10	19	180 Shine automotive	20 27 Semprini Racing
ROW 9	17	16 M&D Racing	18 96 Team MotorAid
ROW 8	15	46 JDC Motorsport	16 3 Windgat Racing
ROW 7	13	172 Misty Racing	14 107 107 Racing
ROW 6	11	51 Barwell Autosport	12 14 Frugal Racing
ROW 5	9	8 Peak Performance Reviews	10 32 Frost Racing
ROW 4	7	149 Club Racing UK	8 99 Team Deranged
ROW 3	5	112 Octane Junkies	6 98 PistonHeads
ROW 2	3	1 Burton Power Racing	4 111 Octane Junkies
ROW 1	1	31 IP Racing	2 18 Chr motorsport
Pole			
			

Brands Hatch Indy
Circuit Length = 1.2079 miles

These results are provisional until the conclusion of any judicial and technical matters.

Clerk Of Course :	Steward :	Timekeeper :

MSV Trackdays Enduro KA Series

RACE 21 - CLASSIFICATION

POS	NO	TEAM / DRIVERS	CAR	LAPS	TIME	GAP	DIFF	MPH	BEST	ON
1	31	IP Racing Adam BLAIR	FordKA	14	15:04.737			67.29	1:03.914	3
2	1	Burton Power Racing Tom VALENTINE	FordKA	14	15:11.428	6.691	6.691	66.79	1:04.712	9
3	112	Octane Junkies Martyn SMITH / Adam SMITH	FordKA	14	15:11.595	6.858	0.167	66.78	1:04.718	10
4	111	Octane Junkies Adam SMITH / Martyn SMITH	FordKA	14	15:11.964	7.227	0.369	66.75	1:04.418	14
5	14	Frugal Racing Wayne JACKSON / Mike MARAIS / Callum MCDOUGALL	FordKA	14	15:13.297	8.560	1.333	66.66	1:04.236	8
6	98	PistonHeads Pete DIGNAN	FordKA	14	15:19.954	15.217	6.657	66.17	1:05.035	8
7	18	Chr motorsport David MAYER / Paul ROBSON	FordKA	14	15:20.123	15.386	0.169	66.16	1:04.978	3
8	99	Team Deranged Josh LARKIN / Jason PELOSI	FordKA	14	15:20.445	15.708	0.322	66.14	1:04.774	8
9	32	Frost Racing Frank FROSTICK	FordKA	14	15:22.101	17.364	1.656	66.02	1:04.957	8
10	107	107 Racing Philip O'HALLORAN / Harry SCOTT	FordKA	14	15:32.458	27.721	10.357	65.29	1:05.779	9
11	46	JDC Motorsport Ian MITCHELL	FordKA	14	15:32.728	27.991	0.270	65.27	1:05.547	8
12	172	Misty Racing Simon LANCASHIRE / Nick MOORE / Paul KITE	FordKA	14	15:33.157	28.420	0.429	65.24	1:05.387	14
13	3	Windgat Racing Andy CHAPMAN / George GOSLING / Callum MCDOUGALL / Mike MARAIS	FordKA	14	15:33.521	28.784	0.364	65.21	1:05.463	14
14	8	Peak Performance Reviews Olly TURNER / Charles BONIFACE / Joshua LAW / Alex De MOORE	FordKA	14	15:33.668	28.931	0.147	65.20	1:05.752	8
15	96	Team MotorAid Jason BRETT / Steven ABBS / Freddie ABBS / Mark BEAUMONT	FordKA	14	15:36.083	31.346	2.415	65.03	1:05.406	5
16	27	Semprini Racing Jeremy EVANS / William PUTTERGILL / Phil HART / James HART	FordKA	14	15:40.472	35.735	4.389	64.73	1:06.265	10
17	4	Alex Reade Motorsport Christopher READE	FordKA	14	15:40.894	36.157	0.422	64.70	1:06.206	10
18	16	M&D Racing Daniel MARTIN / Alex MARTIN / Tony MARTIN	FordKA	14	15:41.180	36.443	0.286	64.68	1:05.935	12
19	132	VTK Motorsport Lewis SALMON	FordKA	14	15:48.567	43.830	7.387	64.18	1:06.278	3
20	180	Shine automotive Wayne CLELLAND / Collin FRENCH	FordKA	14	15:52.797	48.060	4.230	63.89	1:06.292	3
21	39	LDR Performance Tuning David BYWATER	FordKA	14	16:02.122	57.385	9.325	63.27	1:07.623	6

NOT CLASSIFIED

DNF	149	Club Racing UK Stefan MARSH / Matthew HIBBERD	FordKA	11	11:59.912	3 Laps	3 Laps	66.44	1:04.424	9
DNF	51	Barwell Autosport Taylor NORTON	FordKA	11	12:10.471	3 Laps	10.559	65.48	1:04.693	8

FASTEST LAP

	31	IP Racing Adam BLAIR	FordKA	3	1:03.914		68.03 mph		109.49 kph	
--	----	-------------------------	--------	---	----------	--	-----------	--	------------	--

Weather / Track : Bright / Dry

These results are provisional until the conclusion of any judicial and technical matters.

Brands Hatch Indy

Circuit Length = 1.2079 miles

Start: 18:00 Flag 18:15 End: 18:16

Clerk Of Course :	Timekeeper :
-------------------	--------------

MSV Trackdays Enduro KA Series

RACE 21 - LAP CHART

LAP 1 @ 18:01:21.734			LAP 2 @ 18:02:26.158			LAP 3 @ 18:03:30.072			LAP 4 @ 18:04:34.112			LAP 5 @ 18:05:38.145		
NO	BEHIND	LAP TIME	NO	BEHIND	LAP TIME	NO	BEHIND	LAP TIME	NO	BEHIND	LAP TIME	NO	BEHIND	LAP TIME
31		1:06.118	31		1:04.424	31		1:03.914	31		1:04.040	31		1:04.033
1	1.229	1:07.347	1	1.918	1:05.113	1	2.810	1:04.806	1	3.798	1:05.028	1	4.660	1:04.895
112	1.362	1:07.480	112	2.122	1:05.184	112	3.018	1:04.810	112	4.053	1:05.075	112	4.867	1:04.847
111	2.094	1:08.212	111	2.544	1:04.874	111	3.768	1:05.138	111	4.545	1:04.817	111	5.410	1:04.898
18	2.496	1:08.614	18	3.288	1:05.216	18	4.352	1:04.978	18	5.371	1:05.059	18	6.361	1:05.023
149	2.922	1:09.040	149	3.830	1:05.332	149	4.864	1:04.948	149	6.045	1:05.221	149	6.558	1:04.546
98	3.482	1:09.600	98	4.374	1:05.316	14	5.188	1:04.371	14	6.472	1:05.324	14	6.847	1:04.408
32	4.202	1:10.320	14	4.731	1:04.768	32	6.358	1:05.044	32	7.922	1:05.604	32	8.867	1:04.978
14	4.387	1:10.505	32	5.228	1:05.450	98	6.413	1:05.953	98	8.257	1:05.884	98	9.418	1:05.194
99	4.867	1:10.985	99	5.838	1:05.395	99	7.308	1:05.384	99	8.943	1:05.675	99	10.502	1:05.592
8	5.507	1:11.625	51	6.704	1:05.414	51	7.693	1:04.903	51	9.147	1:05.494	51	10.681	1:05.567
51	5.714	1:11.832	8	7.755	1:06.672	8	10.260	1:06.419	8	12.394	1:06.174	8	14.247	1:05.886
107	6.880	1:12.998	107	8.623	1:06.167	107	10.714	1:06.005	107	12.684	1:06.010	107	15.104	1:06.453
172	7.540	1:13.658	172	9.678	1:06.562	46	12.381	1:06.413	46	14.220	1:05.879	46	15.928	1:05.741
46	7.906	1:14.024	46	9.882	1:06.400	172	13.413	1:07.649	172	15.884	1:06.511	172	17.569	1:05.718
3	8.114	1:14.232	3	10.409	1:06.719	96	13.568	1:06.461	96	16.423	1:06.895	96	17.796	1:05.406
96	8.269	1:14.387	96	11.021	1:07.176	3	13.837	1:07.342	3	16.634	1:06.837	3	18.332	1:05.731
27	9.491	1:15.609	27	11.969	1:06.902	27	14.662	1:06.607	27	17.126	1:06.504	27	19.405	1:06.312
16	9.730	1:15.848	4	12.364	1:06.623	4	14.947	1:06.497	4	17.898	1:06.991	4	20.283	1:06.418
4	10.165	1:16.283	16	12.673	1:07.367	16	15.203	1:06.444	16	18.177	1:07.014	16	20.474	1:06.330
180	10.431	1:16.549	180	13.261	1:07.254	180	15.639	1:06.292	180	18.714	1:07.115	180	21.232	1:06.551
132	11.006	1:17.124	132	13.796	1:07.214	132	16.160	1:06.278	132	19.203	1:07.083	132	21.525	1:06.355
39	12.678	1:18.796	39	15.920	1:07.666	39	20.100	1:08.094	39	23.894	1:07.834	39	27.755	1:07.894

Weather / Track : Bright / Dry

Results can be found at www.tsl-timing.com

Page 1 of 3

Brands Hatch Indy
 Circuit Length = 1.2079 miles
 Start: 18:00 Flag 18:15 End: 18:16

Printed - 18:17 Sunday, 20 September 2020

MSV Trackdays Enduro KA Series

RACE 21 - LAP CHART

LAP 6 @ 18:06:42.274			LAP 7 @ 18:07:46.457			LAP 8 @ 18:08:50.928			LAP 9 @ 18:09:54.912			LAP 10 @ 18:10:59.177		
NO	BEHIND	LAP TIME	NO	BEHIND	LAP TIME	NO	BEHIND	LAP TIME	NO	BEHIND	LAP TIME	NO	BEHIND	LAP TIME
31		1:04.129	31		1:04.183	31		1:04.471	31		1:03.984	31		1:04.265
1	5.449	1:04.918	1	6.201	1:04.935	1	6.565	1:04.835	1	7.293	1:04.712	1	7.809	1:04.781
112	5.743	1:05.005	112	6.401	1:04.841	112	6.835	1:04.905	112	7.603	1:04.752	112	8.056	1:04.718
111	6.244	1:04.963	111	7.165	1:05.104	111	7.728	1:05.034	111	8.411	1:04.667	149	9.328	1:04.978
149	7.174	1:04.745	149	8.065	1:05.074	149	8.175	1:04.581	149	8.615	1:04.424	111	9.523	1:05.377
14	8.580	1:05.862	14	8.851	1:04.454	14	8.616	1:04.236	14	8.899	1:04.267	14	9.676	1:05.042
18	8.605	1:06.373	18	9.686	1:05.264	18	10.584	1:05.369	18	12.009	1:05.409	18	13.377	1:05.633
32	10.302	1:05.564	98	11.435	1:05.136	98	11.999	1:05.035	98	13.230	1:05.215	98	14.462	1:05.497
98	10.482	1:05.193	32	12.112	1:05.993	32	12.598	1:04.957	99	14.250	1:05.036	99	15.150	1:05.165
99	11.747	1:05.374	99	12.895	1:05.331	99	13.198	1:04.774	32	14.799	1:06.185	51	16.458	1:05.726
51	11.899	1:05.347	51	13.109	1:05.393	51	13.331	1:04.693	51	14.997	1:05.650	32	16.874	1:06.340
8	16.546	1:06.428	8	18.400	1:06.037	8	19.681	1:05.752	8	21.788	1:06.091	8	23.389	1:05.866
107	17.210	1:06.235	107	19.113	1:06.086	107	20.613	1:05.971	107	22.408	1:05.779	107	24.015	1:05.872
46	17.552	1:05.753	46	19.789	1:06.420	46	20.865	1:05.547	46	22.906	1:06.025	46	24.563	1:05.922
172	19.393	1:05.953	172	20.876	1:05.666	172	22.218	1:05.813	172	24.205	1:05.971	172	25.363	1:05.423
96	19.841	1:06.174	96	21.273	1:05.615	3	22.654	1:05.627	3	24.473	1:05.803	3	25.847	1:05.639
3	20.056	1:05.853	3	21.498	1:05.625	96	23.487	1:06.685	96	25.530	1:06.027	96	27.144	1:05.879
27	21.559	1:06.283	27	24.144	1:06.768	27	26.333	1:06.660	27	29.022	1:06.673	27	31.022	1:06.265
16	23.025	1:06.680	16	25.082	1:06.240	4	27.581	1:06.377	4	30.102	1:06.505	4	32.043	1:06.206
4	23.207	1:07.053	4	25.675	1:06.651	16	27.774	1:07.163	16	30.848	1:07.058	16	32.619	1:06.036
132	26.345	1:08.949	132	29.136	1:06.974	132	31.684	1:07.019	132	34.451	1:06.751	132	37.325	1:07.139
180	26.753	1:09.650	180	29.944	1:07.374	180	33.290	1:07.817	180	36.744	1:07.438	180	39.961	1:07.482
39	31.249	1:07.623	39	35.157	1:08.091	39	38.796	1:08.110	39	42.582	1:07.770	39	46.294	1:07.977

Weather / Track : Bright / Dry

Results can be found at www.tsl-timing.com

Page 2 of 3

Brands Hatch Indy
 Circuit Length = 1.2079 miles
 Start: 18:00 Flag 18:15 End: 18:16

Printed - 18:17 Sunday, 20 September 2020

MSV Trackdays Enduro KA Series

RACE 21 - LAP CHART

LAP 11 @ 18:12:03.324			LAP 12 @ 18:13:07.717			LAP 13 @ 18:14:12.493			LAP 14 @ 18:15:20.353		
NO	BEHIND	LAP TIME	NO	BEHIND	LAP TIME	NO	BEHIND	LAP TIME	NO	BEHIND	LAP TIME
31		1:04.147	31		1:04.393	31		1:04.776	31		1:07.860
1	8.889	1:05.227	1	9.462	1:04.966	1	9.523	1:04.837	1	6.691	1:05.028
112	9.253	1:05.344	112	9.749	1:04.889	112	9.887	1:04.914	112	6.858	1:04.831
111	10.453	1:05.077	111	10.795	1:04.735	111	10.669	1:04.650	111	7.227	1:04.418
14	12.179	1:06.650	14	12.654	1:04.868	14	12.181	1:04.303	14	8.560	1:04.239
149	12.204	1:07.023	18	16.168	1:05.410	18	16.473	1:05.081	98	15.217	1:05.988
18	15.151	1:05.921	98	16.582	1:05.392	98	17.089	1:05.283	18	15.386	1:06.773
98	15.583	1:05.268	99	17.598	1:05.235	99	18.252	1:05.430	99	15.708	1:05.316
99	16.756	1:05.753	32	19.082	1:05.239	32	19.620	1:05.314	32	17.364	1:05.604
32	18.236	1:05.509	8	27.241	1:06.133	8	28.622	1:06.157	107	27.721	1:06.599
51	22.763	1:10.452	107	27.705	1:06.306	107	28.982	1:06.053	46	27.991	1:06.550
8	25.501	1:06.259	46	27.922	1:05.952	46	29.301	1:06.155	172	28.420	1:05.387
107	25.792	1:05.924	172	29.788	1:05.973	172	30.893	1:05.881	3	28.784	1:05.463
46	26.363	1:05.947	3	29.956	1:06.121	3	31.181	1:06.001	8	28.931	1:08.169
172	28.208	1:06.992	96	31.524	1:06.645	96	32.977	1:06.229	96	31.346	1:06.229
3	28.228	1:06.528	27	35.416	1:06.421	27	37.219	1:06.579	27	35.735	1:06.376
96	29.272	1:06.275	4	36.174	1:06.453	4	37.778	1:06.380	4	36.157	1:06.239
27	33.388	1:06.513	16	36.410	1:05.935	16	38.013	1:06.379	16	36.443	1:06.290
4	34.114	1:06.218	132	42.346	1:06.674	132	44.641	1:07.071	132	43.830	1:07.049
16	34.868	1:06.396	180	45.371	1:07.055	180	48.147	1:07.552	180	48.060	1:07.773
132	40.065	1:06.887	39	54.001	1:08.127	39	57.217	1:07.992	39	57.385	1:08.028
180	42.709	1:06.895									
39	50.267	1:08.120									

MSV Trackdays Enduro KA Series

RACE 21 - LAP ANALYSIS

DIFF = Difference To Personal Best Lap

P1 31 IP Racing				
LAP	LAP TIME	DIFF	MPH	TIME OF DAY
1 -	1:06.118	2.204	65.76	18:01:21.734
2 -	1:04.424	0.510	67.49	18:02:26.158
3 -	1:03.914 (1)		68.03	18:03:30.072
4 -	1:04.040	0.126	67.90	18:04:34.112
5 -	1:04.033 (3)	0.119	67.91	18:05:38.145
6 -	1:04.129	0.215	67.81	18:06:42.274
7 -	1:04.183	0.269	67.75	18:07:46.457
8 -	1:04.471	0.557	67.45	18:08:50.928
9 -	1:03.984 (2)	0.070	67.96	18:09:54.912
10 -	1:04.265	0.351	67.66	18:10:59.177
11 -	1:04.147	0.233	67.79	18:12:03.324
12 -	1:04.393	0.479	67.53	18:13:07.717
13 -	1:04.776	0.862	67.13	18:14:12.493
14 -	1:07.860	3.946	64.08	18:15:20.353

P2 1 Burton Power Racing				
LAP	LAP TIME	DIFF	MPH	TIME OF DAY
1 -	1:07.347	2.635	64.56	18:01:22.963
2 -	1:05.113	0.401	66.78	18:02:28.076
3 -	1:04.806 (3)	0.094	67.10	18:03:32.882
4 -	1:05.028	0.316	66.87	18:04:37.910
5 -	1:04.895	0.183	67.00	18:05:42.805
6 -	1:04.918	0.206	66.98	18:06:47.723
7 -	1:04.935	0.223	66.96	18:07:52.658
8 -	1:04.835	0.123	67.07	18:08:57.493
9 -	1:04.712 (1)		67.19	18:10:02.205
10 -	1:04.781 (2)	0.069	67.12	18:11:06.986
11 -	1:05.227	0.515	66.66	18:12:12.213
12 -	1:04.966	0.254	66.93	18:13:17.179
13 -	1:04.837	0.125	67.06	18:14:22.016
14 -	1:05.028	0.316	66.87	18:15:27.044

P3 112 Octane Junkies				
LAP	LAP TIME	DIFF	MPH	TIME OF DAY
1 -	1:07.480	2.762	64.44	18:01:23.096
2 -	1:05.184	0.466	66.71	18:02:28.280
3 -	1:04.810 (3)	0.092	67.09	18:03:33.090
4 -	1:05.075	0.357	66.82	18:04:38.165
5 -	1:04.847	0.129	67.05	18:05:43.012
6 -	1:05.005	0.287	66.89	18:06:48.017
7 -	1:04.841	0.123	67.06	18:07:52.858
8 -	1:04.905	0.187	66.99	18:08:57.763
9 -	1:04.752 (2)	0.034	67.15	18:10:02.515
10 -	1:04.718 (1)		67.19	18:11:07.233
11 -	1:05.344	0.626	66.54	18:12:12.577
12 -	1:04.889	0.171	67.01	18:13:17.466
13 -	1:04.914	0.196	66.99	18:14:22.380
14 -	1:04.831	0.113	67.07	18:15:27.211

P4 111 Octane Junkies				
LAP	LAP TIME	DIFF	MPH	TIME OF DAY
1 -	1:08.212	3.794	63.75	18:01:23.828
2 -	1:04.874	0.456	67.03	18:02:28.702
3 -	1:05.138	0.720	66.75	18:03:33.840
4 -	1:04.817	0.399	67.09	18:04:38.657
5 -	1:04.898	0.480	67.00	18:05:43.555
6 -	1:04.963	0.545	66.93	18:06:48.518
7 -	1:05.104	0.686	66.79	18:07:53.622
8 -	1:05.034	0.616	66.86	18:08:58.656

DIFF = Difference To Personal Best Lap

9 -	1:04.667 (3)	0.249	67.24	18:10:03.323
10 -	1:05.377	0.959	66.51	18:11:08.700
11 -	1:05.077	0.659	66.82	18:12:13.777
12 -	1:04.735	0.317	67.17	18:13:18.512
13 -	1:04.650 (2)	0.232	67.26	18:14:23.162
14 -	1:04.418 (1)		67.50	18:15:27.580

P5 14 Frugal Racing				
LAP	LAP TIME	DIFF	MPH	TIME OF DAY
1 -	1:10.505	6.269	61.67	18:01:26.121
2 -	1:04.768	0.532	67.14	18:02:30.889
3 -	1:04.371	0.135	67.55	18:03:35.260
4 -	1:05.324	1.088	66.56	18:04:40.584
5 -	1:04.408	0.172	67.51	18:05:44.992
6 -	1:05.862	1.626	66.02	18:06:50.854
7 -	1:04.454	0.218	67.46	18:07:55.308
8 -	1:04.236 (1)		67.69	18:08:59.544
9 -	1:04.267 (3)	0.031	67.66	18:10:03.811
10 -	1:05.042	0.806	66.85	18:11:08.853
11 -	1:06.650	2.414	65.24	18:12:15.503
12 -	1:04.868	0.632	67.03	18:13:20.371
13 -	1:04.303	0.067	67.62	18:14:24.674
14 -	1:04.239 (2)	0.003	67.69	18:15:28.913

P6 98 PistonHeads				
LAP	LAP TIME	DIFF	MPH	TIME OF DAY
1 -	1:09.600	4.565	62.47	18:01:25.216
2 -	1:05.316	0.281	66.57	18:02:30.532
3 -	1:05.953	0.918	65.93	18:03:36.485
4 -	1:05.884	0.849	66.00	18:04:42.369
5 -	1:05.194	0.159	66.70	18:05:47.563
6 -	1:05.193 (3)	0.158	66.70	18:06:52.756
7 -	1:05.136 (2)	0.101	66.76	18:07:57.892
8 -	1:05.035 (1)		66.86	18:09:02.927
9 -	1:05.215	0.180	66.68	18:10:08.142
10 -	1:05.497	0.462	66.39	18:11:13.639
11 -	1:05.268	0.233	66.62	18:12:18.907
12 -	1:05.392	0.357	66.50	18:13:24.299
13 -	1:05.283	0.248	66.61	18:14:29.582
14 -	1:05.988	0.953	65.89	18:15:35.570

P7 18 Chr motorsport				
LAP	LAP TIME	DIFF	MPH	TIME OF DAY
1 -	1:08.614	3.636	63.37	18:01:24.230
2 -	1:05.216	0.238	66.68	18:02:29.446
3 -	1:04.978 (1)		66.92	18:03:34.424
4 -	1:05.059 (3)	0.081	66.84	18:04:39.483
5 -	1:05.023 (2)	0.045	66.87	18:05:44.506
6 -	1:06.373	1.395	65.51	18:06:50.879
7 -	1:05.264	0.286	66.63	18:07:56.143
8 -	1:05.369	0.391	66.52	18:09:01.512
9 -	1:05.409	0.431	66.48	18:10:06.921
10 -	1:05.633	0.655	66.25	18:11:12.554
11 -	1:05.921	0.943	65.96	18:12:18.475
12 -	1:05.410	0.432	66.48	18:13:23.885
13 -	1:05.081	0.103	66.81	18:14:28.966
14 -	1:06.773	1.795	65.12	18:15:35.739

P8 99 Team Deranged				
LAP	LAP TIME	DIFF	MPH	TIME OF DAY
1 -	1:10.985	6.211	61.26	18:01:26.601

Weather / Track : Bright / Dry

Brands Hatch Indy
Circuit Length = 1.2079 miles
Start: 18:00 Flag 18:15 End: 18:16

MSV Trackdays Enduro KA Series

RACE 21 - LAP ANALYSIS

DIFF = Difference To Personal Best Lap

2 -	1:05.395	0.621	66.49	18:02:31.996
3 -	1:05.384	0.610	66.50	18:03:37.380
4 -	1:05.675	0.901	66.21	18:04:43.055
5 -	1:05.592	0.818	66.29	18:05:48.647
6 -	1:05.374	0.600	66.51	18:06:54.021
7 -	1:05.331	0.557	66.56	18:07:59.352
8 -	1:04.774 (1)		67.13	18:09:04.126
9 -	1:05.036 (2)	0.262	66.86	18:10:09.162
10 -	1:05.165 (3)	0.391	66.73	18:11:14.327
11 -	1:05.753	0.979	66.13	18:12:20.080
12 -	1:05.235	0.461	66.66	18:13:25.315
13 -	1:05.430	0.656	66.46	18:14:30.745
14 -	1:05.316	0.542	66.57	18:15:36.061

P9 32 Frost Racing

LAP	LAP TIME	DIFF	MPH	TIME OF DAY
1 -	1:10.320	5.363	61.83	18:01:25.936
2 -	1:05.450	0.493	66.44	18:02:31.386
3 -	1:05.044 (3)	0.087	66.85	18:03:36.430
4 -	1:05.604	0.647	66.28	18:04:42.034
5 -	1:04.978 (2)	0.021	66.92	18:05:47.012
6 -	1:05.564	0.607	66.32	18:06:52.576
7 -	1:05.993	1.036	65.89	18:07:58.569
8 -	1:04.957 (1)		66.94	18:09:03.526
9 -	1:06.185	1.228	65.70	18:10:09.711
10 -	1:06.340	1.383	65.55	18:11:16.051
11 -	1:05.509	0.552	66.38	18:12:21.560
12 -	1:05.239	0.282	66.65	18:13:26.799
13 -	1:05.314	0.357	66.57	18:14:32.113
14 -	1:05.604	0.647	66.28	18:15:37.717

P10 107 107 Racing

LAP	LAP TIME	DIFF	MPH	TIME OF DAY
1 -	1:12.998	7.219	59.57	18:01:28.614
2 -	1:06.167	0.388	65.72	18:02:34.781
3 -	1:06.005	0.226	65.88	18:03:40.786
4 -	1:06.010	0.231	65.87	18:04:46.796
5 -	1:06.453	0.674	65.43	18:05:53.249
6 -	1:06.235	0.456	65.65	18:06:59.484
7 -	1:06.086	0.307	65.80	18:08:05.570
8 -	1:05.971	0.192	65.91	18:09:11.541
9 -	1:05.779 (1)		66.10	18:10:17.320
10 -	1:05.872 (2)	0.093	66.01	18:11:23.192
11 -	1:05.924 (3)	0.145	65.96	18:12:29.116
12 -	1:06.306	0.527	65.58	18:13:35.422
13 -	1:06.053	0.274	65.83	18:14:41.475
14 -	1:06.599	0.820	65.29	18:15:48.074

P11 46 JDC Motorsport

LAP	LAP TIME	DIFF	MPH	TIME OF DAY
1 -	1:14.024	8.477	58.74	18:01:29.640
2 -	1:06.400	0.853	65.49	18:02:36.040
3 -	1:06.413	0.866	65.47	18:03:42.453
4 -	1:05.879	0.332	66.00	18:04:48.332
5 -	1:05.741 (2)	0.194	66.14	18:05:54.073
6 -	1:05.753 (3)	0.206	66.13	18:06:59.826
7 -	1:06.420	0.873	65.47	18:08:06.246
8 -	1:05.547 (1)		66.34	18:09:11.793
9 -	1:06.025	0.478	65.86	18:10:17.818
10 -	1:05.922	0.375	65.96	18:11:23.740
11 -	1:05.947	0.400	65.94	18:12:29.687
12 -	1:05.952	0.405	65.93	18:13:35.639

DIFF = Difference To Personal Best Lap

13 -	1:06.155	0.608	65.73	18:14:41.794
14 -	1:06.550	1.003	65.34	18:15:48.344

P12 172 Misty Racing

LAP	LAP TIME	DIFF	MPH	TIME OF DAY
1 -	1:13.658	8.271	59.03	18:01:29.274
2 -	1:06.562	1.175	65.33	18:02:35.836
3 -	1:07.649	2.262	64.28	18:03:43.485
4 -	1:06.511	1.124	65.38	18:04:49.996
5 -	1:05.718	0.331	66.17	18:05:55.714
6 -	1:05.953	0.566	65.93	18:07:01.667
7 -	1:05.666 (3)	0.279	66.22	18:08:07.333
8 -	1:05.813	0.426	66.07	18:09:13.146
9 -	1:05.971	0.584	65.91	18:10:19.117
10 -	1:05.423 (2)	0.036	66.46	18:11:24.540
11 -	1:06.992	1.605	64.91	18:12:31.532
12 -	1:05.973	0.586	65.91	18:13:37.505
13 -	1:05.881	0.494	66.00	18:14:43.386
14 -	1:05.387 (1)		66.50	18:15:48.773

P13 3 Windgat Racing

LAP	LAP TIME	DIFF	MPH	TIME OF DAY
1 -	1:14.232	8.769	58.58	18:01:29.848
2 -	1:06.719	1.256	65.17	18:02:36.567
3 -	1:07.342	1.879	64.57	18:03:43.909
4 -	1:06.837	1.374	65.06	18:04:50.746
5 -	1:05.731	0.268	66.15	18:05:56.477
6 -	1:05.853	0.390	66.03	18:07:02.330
7 -	1:05.625 (2)	0.162	66.26	18:08:07.955
8 -	1:05.627 (3)	0.164	66.26	18:09:13.582
9 -	1:05.803	0.340	66.08	18:10:19.385
10 -	1:05.639	0.176	66.25	18:11:25.024
11 -	1:06.528	1.065	65.36	18:12:31.552
12 -	1:06.121	0.658	65.76	18:13:37.673
13 -	1:06.001	0.538	65.88	18:14:43.674
14 -	1:05.463 (1)		66.42	18:15:49.137

P14 8 Peak Performance Reviews

LAP	LAP TIME	DIFF	MPH	TIME OF DAY
1 -	1:11.625	5.873	60.71	18:01:27.241
2 -	1:06.672	0.920	65.22	18:02:33.913
3 -	1:06.419	0.667	65.47	18:03:40.332
4 -	1:06.174	0.422	65.71	18:04:46.506
5 -	1:05.886 (3)	0.134	66.00	18:05:52.392
6 -	1:06.428	0.676	65.46	18:06:58.820
7 -	1:06.037	0.285	65.85	18:08:04.857
8 -	1:05.752 (1)		66.13	18:09:10.609
9 -	1:06.091	0.339	65.79	18:10:16.700
10 -	1:05.866 (2)	0.114	66.02	18:11:22.566
11 -	1:06.259	0.507	65.63	18:12:28.825
12 -	1:06.133	0.381	65.75	18:13:34.958
13 -	1:06.157	0.405	65.73	18:14:41.115
14 -	1:08.169	2.417	63.79	18:15:49.284

P15 96 Team MotorAid

LAP	LAP TIME	DIFF	MPH	TIME OF DAY
1 -	1:14.387	8.981	58.45	18:01:30.003
2 -	1:07.176	1.770	64.73	18:02:37.179
3 -	1:06.461	1.055	65.43	18:03:43.640
4 -	1:06.895	1.489	65.00	18:04:50.535
5 -	1:05.406 (1)		66.48	18:05:55.941

Weather / Track : Bright / Dry

Brands Hatch Indy
Circuit Length = 1.2079 miles
Start: 18:00 Flag 18:15 End: 18:16

MSV Trackdays Enduro KA Series

RACE 21 - LAP ANALYSIS

DIFF = Difference To Personal Best Lap

6 -	1:06.174	0.768	65.71	18:07:02.115
7 -	1:05.615 (2)	0.209	66.27	18:08:07.730
8 -	1:06.685	1.279	65.21	18:09:14.415
9 -	1:06.027	0.621	65.86	18:10:20.442
10 -	1:05.879 (3)	0.473	66.00	18:11:26.321
11 -	1:06.275	0.869	65.61	18:12:32.596
12 -	1:06.645	1.239	65.25	18:13:39.241
13 -	1:06.229	0.823	65.66	18:14:45.470
14 -	1:06.229	0.823	65.66	18:15:51.699

P16 27 Semprini Racing

LAP	LAP TIME	DIFF	MPH	TIME OF DAY
1 -	1:15.609	9.344	57.51	18:01:31.225
2 -	1:06.902	0.637	64.99	18:02:38.127
3 -	1:06.607	0.342	65.28	18:03:44.734
4 -	1:06.504	0.239	65.38	18:04:51.238
5 -	1:06.312 (3)	0.047	65.57	18:05:57.550
6 -	1:06.283 (2)	0.018	65.60	18:07:03.833
7 -	1:06.768	0.503	65.13	18:08:10.601
8 -	1:06.660	0.395	65.23	18:09:17.261
9 -	1:06.673	0.408	65.22	18:10:23.934
10 -	1:06.265 (1)		65.62	18:11:30.199
11 -	1:06.513	0.248	65.37	18:12:36.712
12 -	1:06.421	0.156	65.47	18:13:43.133
13 -	1:06.579	0.314	65.31	18:14:49.712
14 -	1:06.376	0.111	65.51	18:15:56.088

P17 4 Alex Reade Motorsport

LAP	LAP TIME	DIFF	MPH	TIME OF DAY
1 -	1:16.283	10.077	57.00	18:01:31.899
2 -	1:06.623	0.417	65.27	18:02:38.522
3 -	1:06.497	0.291	65.39	18:03:45.019
4 -	1:06.991	0.785	64.91	18:04:52.010
5 -	1:06.418	0.212	65.47	18:05:58.428
6 -	1:07.053	0.847	64.85	18:07:05.481
7 -	1:06.651	0.445	65.24	18:08:12.132
8 -	1:06.377	0.171	65.51	18:09:18.509
9 -	1:06.505	0.299	65.38	18:10:25.014
10 -	1:06.206 (1)		65.68	18:11:31.220
11 -	1:06.218 (2)	0.012	65.67	18:12:37.438
12 -	1:06.453	0.247	65.43	18:13:43.891
13 -	1:06.380	0.174	65.51	18:14:50.271
14 -	1:06.239 (3)	0.033	65.65	18:15:56.510

P18 16 M&D Racing

LAP	LAP TIME	DIFF	MPH	TIME OF DAY
1 -	1:15.848	9.913	57.33	18:01:31.464
2 -	1:07.367	1.432	64.55	18:02:38.831
3 -	1:06.444	0.509	65.44	18:03:45.275
4 -	1:07.014	1.079	64.89	18:04:52.289
5 -	1:06.330	0.395	65.56	18:05:58.619
6 -	1:06.680	0.745	65.21	18:07:05.299
7 -	1:06.240 (3)	0.305	65.64	18:08:11.539
8 -	1:07.163	1.228	64.74	18:09:18.702
9 -	1:07.058	1.123	64.84	18:10:25.760
10 -	1:06.036 (2)	0.101	65.85	18:11:31.796
11 -	1:06.396	0.461	65.49	18:12:38.192
12 -	1:05.935 (1)		65.95	18:13:44.127
13 -	1:06.379	0.444	65.51	18:14:50.506
14 -	1:06.290	0.355	65.59	18:15:56.796

DIFF = Difference To Personal Best Lap

P19 132 VTK Motorsport				
LAP	LAP TIME	DIFF	MPH	TIME OF DAY
1 -	1:17.124	10.846	56.38	18:01:32.740
2 -	1:07.214	0.936	64.69	18:02:39.954
3 -	1:06.278 (1)		65.61	18:03:46.232
4 -	1:07.083	0.805	64.82	18:04:53.315
5 -	1:06.355 (2)	0.077	65.53	18:05:59.670
6 -	1:08.949	2.671	63.06	18:07:08.619
7 -	1:06.974	0.696	64.92	18:08:15.593
8 -	1:07.019	0.741	64.88	18:09:22.612
9 -	1:06.751	0.473	65.14	18:10:29.363
10 -	1:07.139	0.861	64.77	18:11:36.502
11 -	1:06.887	0.609	65.01	18:12:43.389
12 -	1:06.674 (3)	0.396	65.22	18:13:50.063
13 -	1:07.071	0.793	64.83	18:14:57.134
14 -	1:07.049	0.771	64.85	18:16:04.183

P20 180 Shine automotive

LAP	LAP TIME	DIFF	MPH	TIME OF DAY
1 -	1:16.549	10.257	56.80	18:01:32.165
2 -	1:07.254	0.962	64.65	18:02:39.419
3 -	1:06.292 (1)		65.59	18:03:45.711
4 -	1:07.115	0.823	64.79	18:04:52.826
5 -	1:06.551 (2)	0.259	65.34	18:05:59.377
6 -	1:09.650	3.358	62.43	18:07:09.027
7 -	1:07.374	1.082	64.54	18:08:16.401
8 -	1:07.817	1.525	64.12	18:09:24.218
9 -	1:07.438	1.146	64.48	18:10:31.656
10 -	1:07.482	1.190	64.44	18:11:39.138
11 -	1:06.895 (3)	0.603	65.00	18:12:46.033
12 -	1:07.055	0.763	64.85	18:13:53.088
13 -	1:07.552	1.260	64.37	18:15:00.640
14 -	1:07.773	1.481	64.16	18:16:08.413

P21 39 LDR Performance Tuning

LAP	LAP TIME	DIFF	MPH	TIME OF DAY
1 -	1:18.796	11.173	55.18	18:01:34.412
2 -	1:07.666 (2)	0.043	64.26	18:02:42.078
3 -	1:08.094	0.471	63.86	18:03:50.172
4 -	1:07.834	0.211	64.10	18:04:58.006
5 -	1:07.894	0.271	64.04	18:06:05.900
6 -	1:07.623 (1)		64.30	18:07:13.523
7 -	1:08.091	0.468	63.86	18:08:21.614
8 -	1:08.110	0.487	63.84	18:09:29.724
9 -	1:07.770 (3)	0.147	64.16	18:10:37.494
10 -	1:07.977	0.354	63.97	18:11:45.471
11 -	1:08.120	0.497	63.83	18:12:53.591
12 -	1:08.127	0.504	63.83	18:14:01.718
13 -	1:07.992	0.369	63.95	18:15:09.710
14 -	1:08.028	0.405	63.92	18:16:17.738

P22 149 Club Racing UK

LAP	LAP TIME	DIFF	MPH	TIME OF DAY
1 -	1:09.040	4.616	62.98	18:01:24.656
2 -	1:05.332	0.908	66.56	18:02:29.988
3 -	1:04.948	0.524	66.95	18:03:34.936
4 -	1:05.221	0.797	66.67	18:04:40.157
5 -	1:04.546 (2)	0.122	67.37	18:05:44.703
6 -	1:04.745	0.321	67.16	18:06:49.448
7 -	1:05.074	0.650	66.82	18:07:54.522
8 -	1:04.581 (3)	0.157	67.33	18:08:59.103

Brands Hatch Indy

Circuit Length = 1.2079 miles

Start: 18:00 Flag 18:15 End: 18:16

Weather / Track : Bright / Dry

MSV Trackdays Enduro KA Series

RACE 21 - LAP ANALYSIS

DIFF = Difference To Personal Best Lap

9 -	1:04.424 (1)		67.49	18:10:03.527
10 -	1:04.978	0.554	66.92	18:11:08.505
11 -	1:07.023	2.599	64.88	18:12:15.528

P23 51 Barwell Autosport				
LAP	LAP TIME	DIFF	MPH	TIME OF DAY
1 -	1:11.832	7.139	60.53	18:01:27.448
2 -	1:05.414	0.721	66.47	18:02:32.862
3 -	1:04.903 (2)	0.210	67.00	18:03:37.765
4 -	1:05.494	0.801	66.39	18:04:43.259
5 -	1:05.567	0.874	66.32	18:05:48.826
6 -	1:05.347 (3)	0.654	66.54	18:06:54.173
7 -	1:05.393	0.700	66.49	18:07:59.566
8 -	1:04.693 (1)		67.21	18:09:04.259
9 -	1:05.650	0.957	66.23	18:10:09.909
10 -	1:05.726	1.033	66.16	18:11:15.635
11 -	1:10.452	5.759	61.72	18:12:26.087

Weather / Track : Bright / Dry

Results can be found at www.tsl-timing.com

Page 4 of 4

Brands Hatch Indy
Circuit Length = 1.2079 miles
Start: 18:00 Flag 18:15 End: 18:16

Printed - 18:17 Sunday, 20 September 2020

MSV Trackdays Enduro KA Series

RACE 21 - STATISTICS

Competitors Started 23
Planned Start 2020-09-20 @ 18:10:00.000
Actual Start 2020-09-20 @ 18:00:15.615
Finish Time 2020-09-20 @ 18:15:19.541
Track Length 1.2079mi.
Total Laps 316
Total Distance Covered 381.7108mi.

Session Fastest Lap History

NO	NAME	LAP TIME	TIME OF DAY	LAP	VEHICLE
31	IP Racing <i>A. BLAIR</i>	1:06.118	18:01:21.752	1	FordKA
31	IP Racing <i>A. BLAIR</i>	1:04.424	18:02:26.179	2	FordKA
31	IP Racing <i>A. BLAIR</i>	1:03.914	18:03:30.094	3	FordKA

Session Leader History

NO	NAME	FROM LAP	LAPS LED	DISTANCE	VEHICLE
31	IP Racing <i>A. BLAIR</i>	1	14	16.91 miles	FordKA

Flag History

TYPE	TIME OF DAY
GREEN	18:00:15.615
FINISH	18:15:19.541

Flag Statistics

TYPE	COUNT	TOTAL LAPS	TOTAL TIME
Green	1	14	16:08.691
Red	0	0	0.000
Safety Car	0	0	0.000
FCY	0	0	0.000

Weather / Track : Bright / Dry

Results can be found at www.tsl-timing.com

Brands Hatch Indy
Circuit Length = 1.2079 miles
Start: 18:00 Flag 18:15 End: 18:16

Printed - 18:17 Sunday, 20 September 2020