



## ENDURO KA

Brands Hatch Indy

18<sup>th</sup>/19<sup>th</sup> September 2021



Results Provided by Timing Solutions Ltd  
[www.tsl-timing.com](http://www.tsl-timing.com)

# Ford Power Live - Brands Hatch - 18th/19th September 2021

## EnduroKA

### QUALIFYING - RACE 4 - CLASSIFICATION - AMENDED

POS	NO	TEAM / DRIVERS	CAR	TIME	ON	LAPS	GAP	DIFF	MPH
1	111	Octane Junkies Adam SMITH / Martyn SMITH		1:03.495	18	31			68.48
2	23 *	Alex Reade Motorsport Luke READE / Chris READE		1:03.713	27	28	0.218	0.218	68.25
3	127	Fat Boys Racing Matt PINNY		1:03.921	12	25	0.426	0.208	68.03
4	149 *	Club Racing UK Stefan MARSH / Matthew HIBBERD		1:03.934	11	34	0.439	0.013	68.01
5	98	PistonHeads Peter DIGNAN		1:03.990	7	24	0.495	0.056	67.95
6	64 *	Autotech Motorsport Karl PATMAN		1:04.016	29	30	0.521	0.026	67.92
7	51	Barwell AutoSport Taylor NORTON		1:04.030	26	34	0.535	0.014	67.91
8	81 *	GM Performance Ian MITCHELL / Macauley UNDERWOOD		1:04.303	30	32	0.808	0.273	67.62
9	2 *	John Wyatt Racing Sam LUKES / John WYATT		1:04.426	12	29	0.931	0.123	67.49
10	1 *	Burton Power Racing Tom VALENTINE		1:04.461	21	31	0.966	0.035	67.46
11	39	Kameleon Racing Richard COX / Leigh YOULES / Steve GOLDSMITH / Chris BRIGHT		1:04.490	6	31	0.995	0.029	67.43
12	56	HARD and Enthusiastic Martin DILWORTH / Mike HICKEY		1:04.563	30	35	1.068	0.073	67.35
13	27	Semprini Racing Jeremy EVANS / Phil HART / Mark HART / William PUTTERGILL		1:05.123	28	32	1.628	0.560	66.77
14	180	Shine Automotive Collin FRENCH / Wayne CLELLEND		1:05.555	32	34	2.060	0.432	66.33
15	79	GM Performance Jonathan MITCHELL / Gary MITCHELL / Sarah HALL		1:06.095	25	30	2.600	0.540	65.79
16	49	LDR Performance Tuning David BYWATER		1:07.388	20	34	3.893	1.293	64.53
17	36	IP Racing Peter KEEN / Oliver WILMOT			0	30			
18	63	IP Racing Oliver WILMOT / Scott PARKIN			0	26			

Car 63 - Transponder stopped working - please check fitting/charge

Cars 36 and 63 - Lap times disallowed for refuelling during the qualifying session ref Reg No 3

No. 1, 2, 23, 64, 81 - 1 Lap time disallowed; exceeding track limits.

No. 149 - 3 Lap times disallowed; exceeding track limits.

Weather / Track : Cloudy / Dry

These results are provisional until the conclusion of any judicial and technical matters.

Brands Hatch Indy

Circuit Length = 1.2079 miles

Start: 10:37 Flag 11:17 End: 11:18

Clerk Of Course : Andy Stevens	Stewards :	Timekeeper : Lisa Sneader
--------------------------------	------------	---------------------------

# Ford Power Live - Brands Hatch - 18th/19th September 2021

## EnduroKA

### QUALIFYING - RACE 4 - LAP ANALYSIS

DIFF = Difference To Personal Best Lap

P1 111 Octane Junkies				
LAP	LAP TIME	DIFF	MPH	TIME OF DAY
1 -	1:09.513	6.018	62.55	10:38:58.531
2 -	1:04.125	0.630	67.81	10:40:02.656
3 -	1:03.789	0.294	68.17	10:41:06.445
4 -	1:04.026	0.531	67.91	10:42:10.471
5 -	1:33.644	P 30.149	46.43	10:43:44.115
6 -	1:10.376	6.881	61.79	10:44:54.491
7 -	1:03.579	(3) 0.084	68.39	10:45:58.070
8 -	1:09.111	5.616	62.92	10:47:07.181
9 -	1:24.171	20.676	51.66	10:48:31.352
10 -	1:10.455	6.960	61.72	10:49:41.807
11 -	1:03.660	0.165	68.30	10:50:45.467
12 -	1:03.695	0.200	68.27	10:51:49.162
13 -	3:51.873	P 2:48.378	18.75	10:55:41.035
14 -	1:38.668	35.173	44.07	10:57:19.703
15 -	1:30.112	26.617	48.25	10:58:49.815
16 -	1:03.719	0.224	68.24	10:59:53.534
17 -	1:03.523	(2) 0.028	68.45	11:00:57.057
18 -	1:03.495	(1) 68.48	68.48	11:02:00.552
19 -	2:21.762	P 1:18.267	30.67	11:04:22.314
20 -	1:16.260	12.765	57.02	11:05:38.574
21 -	1:05.032	1.537	66.86	11:06:43.606
22 -	1:04.127	0.632	67.81	11:07:47.733
23 -	1:04.144	0.649	67.79	11:08:51.877
24 -	1:03.902	0.407	68.05	11:09:55.779
25 -	1:04.348	0.853	67.57	11:11:00.127
26 -	1:03.939	0.444	68.01	11:12:04.066
27 -	1:03.602	0.107	68.37	11:13:07.668
28 -	1:22.118	18.623	52.95	11:14:29.786
29 -	1:03.821	0.326	68.13	11:15:33.607
30 -	1:03.884	0.389	68.07	11:16:37.491
31 -	1:03.850	0.355	68.10	11:17:41.341

P2 36 IP Racing				
LAP	LAP TIME	DIFF	MPH	TIME OF DAY
1 -	1:10.761	7.257	61.45	10:39:30.649
2 -	1:06.310	2.806	65.57	10:40:36.959
3 -	1:04.584	1.080	67.33	10:41:41.543
4 -	1:04.268	0.764	67.66	10:42:45.811
5 -	1:03.882	0.378	68.07	10:43:49.693
6 -	1:03.607	0.103	68.36	10:44:53.300
7 -	6:03.316	P 4:59.812	11.96	10:50:56.616
8 -	1:07.939	4.435	64.00	10:52:04.555
9 -	1:04.255	0.751	67.67	10:53:08.810
10 -	1:03.886	0.382	68.06	10:54:12.696
11 -	1:03.709	0.205	68.25	10:55:16.405
12 -	1:03.848	0.344	68.10	10:56:20.253
13 -	1:03.844	0.340	68.11	10:57:24.097
14 -	1:03.659	0.155	68.31	10:58:27.756
15 -	1:04.140	0.636	67.79	10:59:31.896
16 -	1:05.084	1.580	66.81	11:00:36.980
17 -	1:03.813	0.309	68.14	11:01:40.793
18 -	1:03.846	0.342	68.11	11:02:44.639
19 -	1:03.700	0.196	68.26	11:03:48.339
20 -	1:03.701	0.197	68.26	11:04:52.040
21 -	1:03.589	0.085	68.38	11:05:55.629
22 -	3:10.280	P 2:06.776	22.85	11:09:05.909
23 -	1:05.908	2.404	65.97	11:10:11.818
24 -	1:03.888	0.384	68.06	11:11:15.706
25 -	1:03.726	0.222	68.23	11:12:19.432
26 -	1:03.530	0.026	68.44	11:13:22.962
27 -	1:03.514	(2) 0.010	68.46	11:14:26.476

DIFF = Difference To Personal Best Lap

28 -	1:03.528	(3) 0.024	68.45	11:15:30.004
29 -	1:03.802	0.298	68.15	11:16:33.806
30 -	1:03.504	(1) 68.47	68.47	11:17:37.310

P3 23 Alex Reade Motorsport				
LAP	LAP TIME	DIFF	MPH	TIME OF DAY
1 -	1:09.823	6.110	62.28	10:39:08.688
2 -	1:04.824	1.111	67.08	10:40:13.512
3 -	1:03.885	(2) 0.172	68.06	10:41:17.397
4 -	1:04.236	0.523	67.69	10:42:21.633
5 -	7:59.084	P 6:55.371	9.07	10:50:20.717
6 -	1:06.616	2.903	65.27	10:51:27.333
7 -	1:05.749	2.036	66.13	10:52:33.082
8 -	1:04.660	0.947	67.25	10:53:37.742
9 -	1:05.714	2.001	66.17	10:54:43.456
10 -	1:05.231	1.518	66.66	10:55:48.687
11 -	1:05.466	1.753	66.42	10:56:54.153
12 -	1:04.663	0.950	67.25	10:57:58.816
13 -	1:04.601	0.888	67.31	10:59:03.417
14 -	1:04.341	0.628	67.58	11:00:07.758
15 -	1:04.336	D 0.623	67.59	11:01:12.094
16 -	1:05.576	1.863	66.31	11:02:17.670
17 -	1:05.295	1.582	66.59	11:03:22.965
18 -	1:04.421	0.708	67.50	11:04:27.386
19 -	1:04.497	0.784	67.42	11:05:31.883
20 -	1:04.291	0.578	67.63	11:06:36.174
21 -	3:43.301	P 2:39.588	19.47	11:10:19.475
22 -	1:14.566	10.853	58.31	11:11:34.042
23 -	1:04.706	0.993	67.20	11:12:38.748
24 -	1:04.044	0.331	67.90	11:13:42.792
25 -	1:04.013	0.300	67.93	11:14:46.805
26 -	1:03.997	(3) 0.284	67.95	11:15:50.802
27 -	1:03.713	(1) 68.25	68.25	11:16:54.515
28 -	1:04.137	0.424	67.80	11:17:58.652

P4 127 Fat Boys Racing				
LAP	LAP TIME	DIFF	MPH	TIME OF DAY
1 -	1:12.963	9.042	59.60	10:38:53.458
2 -	1:05.102	1.181	66.79	10:39:58.560
3 -	1:04.843	0.922	67.06	10:41:03.403
4 -	1:04.719	0.798	67.19	10:42:08.122
5 -	1:18.829	14.908	55.16	10:43:26.951
6 -	1:07.986	4.065	63.96	10:44:34.937
7 -	1:07.005	3.084	64.89	10:45:41.942
8 -	1:04.506	0.585	67.41	10:46:46.448
9 -	1:05.387	1.466	66.50	10:47:51.835
10 -	5:33.623	P 4:29.702	13.03	10:53:25.458
11 -	1:14.016	10.095	58.75	10:54:39.474
12 -	1:03.921	(1) 68.03	68.03	10:55:43.395
13 -	1:14.360	10.439	58.48	10:56:57.755
14 -	1:09.804	5.883	62.29	10:58:07.559
15 -	1:04.144	(3) 0.223	67.79	10:59:11.703
16 -	1:04.579	0.658	67.33	11:00:16.282
17 -	5:54.774	P 4:50.853	12.25	11:06:11.056
18 -	1:09.575	5.654	62.50	11:07:20.631
19 -	1:03.991	(2) 0.070	67.95	11:08:24.622
20 -	1:04.788	0.867	67.12	11:09:29.410
21 -	1:04.402	0.481	67.52	11:10:33.812
22 -	1:04.888	0.967	67.01	11:11:38.700
23 -	1:09.979	6.058	62.14	11:12:48.679
24 -	1:04.175	0.254	67.76	11:13:52.854
25 -	1:04.409	0.488	67.51	11:14:57.263

Weather / Track : Cloudy / Dry

Brands Hatch Indy  
Circuit Length = 1.2079 miles  
Start: 10:37 Flag 11:17 End: 11:18

# Ford Power Live - Brands Hatch - 18th/19th September 2021

## EnduroKA

### QUALIFYING - RACE 4 - LAP ANALYSIS

DIFF = Difference To Personal Best Lap

P5 149 Club Racing UK				
LAP	LAP TIME	DIFF	MPH	TIME OF DAY
1 -	1:09.582	5.648	62.49	10:39:09.637
2 -	4:04.704 <b>D</b>	0.770	67.20	10:40:14.341
3 -	1:05.678	1.744	66.21	10:41:20.019
4 -	1:04.966	1.032	66.93	10:42:24.985
5 -	2:43.777 <b>P</b>	1:39.843	26.55	10:45:08.762
6 -	1:08.168	4.234	63.79	10:46:16.930
7 -	4:04.574 <b>D</b>	0.640	67.34	10:47:21.504
8 -	1:04.465	0.531	67.45	10:48:25.969
9 -	1:04.525	0.591	67.39	10:49:30.494
10 -	1:04.927	0.993	66.97	10:50:35.421
11 -	1:03.934 <b>(1)</b>		68.01	10:51:39.355
12 -	1:05.035	1.101	66.86	10:52:44.390
13 -	1:04.043 <b>(2)</b>	0.109	67.90	10:53:48.433
14 -	1:04.813	0.879	67.09	10:54:53.246
15 -	1:04.318 <b>(3)</b>	0.384	67.61	10:55:57.564
16 -	1:04.391	0.457	67.53	10:57:01.955
17 -	1:04.945	1.011	66.95	10:58:06.900
18 -	1:04.344	0.410	67.58	10:59:11.244
19 -	2:35.417 <b>P</b>	1:31.483	27.98	11:01:46.661
20 -	1:09.782	5.848	62.31	11:02:56.443
21 -	1:05.482	1.548	66.40	11:04:01.925
22 -	1:05.015	1.081	66.88	11:05:06.940
23 -	1:05.361	1.427	66.53	11:06:12.301
24 -	1:04.793	0.859	67.11	11:07:17.094
25 -	1:05.381	1.447	66.51	11:08:22.475
26 -	1:05.713	1.779	66.17	11:09:28.188
27 -	1:04.625	0.691	67.28	11:10:32.813
28 -	1:05.553	1.619	66.33	11:11:38.366
29 -	1:04.780	0.846	67.12	11:12:43.146
30 -	1:04.835	0.901	67.07	11:13:47.981
31 -	4:04.774 <b>D</b>	0.840	67.13	11:14:52.755
32 -	1:05.505	1.571	66.38	11:15:58.260
33 -	1:04.668	0.734	67.24	11:17:02.928
34 -	1:05.098	1.164	66.80	11:18:08.026

P6 63 IP Racing				
LAP	LAP TIME	DIFF	MPH	TIME OF DAY
1 -	1:11.107	7.131	61.15	10:39:30.091
2 -	1:08.924	4.948	63.09	10:40:39.015
3 -	1:04.394	0.418	67.53	10:41:43.409
4 -	1:04.916	0.940	66.98	10:42:48.325
5 -	1:04.621	0.645	67.29	10:43:52.946
6 -	1:04.452	0.476	67.47	10:44:57.398
7 -	1:04.456	0.480	67.46	10:46:01.854
8 -	1:04.340	0.364	67.58	10:47:06.194
9 -	2:42.278 <b>P</b>	1:38.302	26.79	10:49:48.472
10 -	1:09.748	5.772	62.34	10:50:58.221
11 -	6:32.580	5:28.604	11.07	10:57:30.801
12 -	1:06.368	2.392	65.52	10:58:37.169
13 -	1:05.706	1.730	66.18	10:59:42.875
14 -	1:05.274	1.298	66.62	11:00:48.149
15 -	1:05.102	1.126	66.79	11:01:53.251
16 -	1:05.427	1.451	66.46	11:02:58.678
17 -	1:04.784	0.808	67.12	11:04:03.462
18 -	1:04.720	0.744	67.19	11:05:08.182
19 -	1:04.674	0.698	67.23	11:06:12.856
20 -	1:09.884	5.908	62.22	11:07:22.740
21 -	1:04.324 <b>(3)</b>	0.348	67.60	11:08:27.064
22 -	1:13.523	9.547	59.14	11:09:40.587
23 -	1:04.320 <b>(2)</b>	0.344	67.60	11:10:44.907
24 -	1:07.349	3.373	64.56	11:11:52.256

DIFF = Difference To Personal Best Lap

25 -	1:03.976 <b>(1)</b>		67.97	11:12:56.232
26 -	1:07.905	3.929	64.03	11:14:04.137

P7 98 PistonHeads				
LAP	LAP TIME	DIFF	MPH	TIME OF DAY
1 -	1:13.164	9.174	59.43	10:38:38.676
2 -	1:06.773	2.783	65.12	10:39:45.449
3 -	1:05.416	1.426	66.47	10:40:50.865
4 -	1:04.785	0.795	67.12	10:41:55.650
5 -	1:04.622	0.632	67.29	10:43:00.272
6 -	1:04.209	0.219	67.72	10:44:04.481
7 -	1:03.990 <b>(1)</b>		67.95	10:45:08.471
8 -	10:34.514 <b>P</b>	9:30.524	6.85	10:55:42.985
9 -	1:20.194	16.204	54.22	10:57:03.179
10 -	1:12.209	8.219	60.22	10:58:15.388
11 -	1:04.746	0.756	67.16	10:59:20.134
12 -	1:04.475	0.485	67.44	11:00:24.609
13 -	1:04.293	0.303	67.63	11:01:28.902
14 -	1:04.190	0.200	67.74	11:02:33.092
15 -	1:10.543	6.553	61.64	11:03:43.635
16 -	1:09.580	5.590	62.49	11:04:53.215
17 -	1:04.053 <b>(2)</b>	0.063	67.89	11:05:57.268
18 -	1:04.400	0.410	67.52	11:07:01.668
19 -	1:04.364	0.374	67.56	11:08:06.032
20 -	1:04.351	0.361	67.57	11:09:10.383
21 -	1:04.137 <b>(3)</b>	0.147	67.80	11:10:14.520
22 -	1:04.633	0.643	67.28	11:11:19.153
23 -	1:07.351	3.361	64.56	11:12:26.504
24 -	1:05.246	1.256	66.64	11:13:31.750

P8 64 Autotech Motorsport				
LAP	LAP TIME	DIFF	MPH	TIME OF DAY
1 -	1:14.526	10.510	58.35	10:38:59.121
2 -	1:04.713	0.697	67.19	10:40:03.834
3 -	1:04.407	0.391	67.51	10:41:08.241
4 -	1:04.970	0.954	66.93	10:42:13.211
5 -	1:05.055	1.039	66.84	10:43:18.266
6 -	1:04.888	0.872	67.01	10:44:23.154
7 -	1:04.597	0.581	67.31	10:45:27.751
8 -	1:04.338	0.322	67.58	10:46:32.089
9 -	1:04.614	0.598	67.30	10:47:36.703
10 -	1:04.406	0.390	67.51	10:48:41.109
11 -	1:04.207	0.191	67.72	10:49:45.316
12 -	1:04.149 <b>(3)</b>	0.133	67.78	10:50:49.465
13 -	1:04.416	0.400	67.50	10:51:53.881
14 -	1:04.374	0.358	67.55	10:52:58.255
15 -	1:04.263	0.247	67.66	10:54:02.518
16 -	1:05.024	1.008	66.87	10:55:07.542
17 -	1:04.151	0.135	67.78	10:56:11.693
18 -	4:04.596 <b>D</b>	0.580	67.32	10:57:16.289
19 -	1:04.356	0.340	67.57	10:58:20.645
20 -	1:06.148	2.132	65.74	10:59:26.793
21 -	1:10.578	6.562	61.61	11:00:37.371
22 -	1:04.279	0.263	67.65	11:01:41.650
23 -	2:57.504 <b>P</b>	1:53.488	24.49	11:04:39.154
24 -	1:08.319	4.303	63.65	11:05:47.473
25 -	1:04.142 <b>(2)</b>	0.126	67.79	11:06:51.615
26 -	1:04.689	0.673	67.22	11:07:56.304
27 -	1:04.171	0.155	67.76	11:09:00.475
28 -	1:04.421	0.405	67.50	11:10:04.896
29 -	1:04.016 <b>(1)</b>		67.92	11:11:08.912
30 -	1:08.417	4.401	63.56	11:12:17.329

Weather / Track : Cloudy / Dry

Brands Hatch Indy  
Circuit Length = 1.2079 miles  
Start: 10:37 Flag 11:17 End: 11:18

# Ford Power Live - Brands Hatch - 18th/19th September 2021

EnduroKA

## QUALIFYING - RACE 4 - LAP ANALYSIS

DIFF = Difference To Personal Best Lap

<b>P9 51 Barwell AutoSport</b>				
LAP	LAP TIME	DIFF	MPH	TIME OF DAY
1 -	1:29.196	25.166	48.75	10:39:33.809
2 -	1:08.570	4.540	63.41	10:40:42.379
3 -	1:06.413	2.383	65.47	10:41:48.792
4 -	1:05.423	1.393	66.46	10:42:54.215
5 -	1:05.044	1.014	66.85	10:43:59.259
6 -	1:05.005	0.975	66.89	10:45:04.264
7 -	1:04.620	0.590	67.29	10:46:08.884
8 -	1:05.247	1.217	66.64	10:47:14.131
9 -	1:04.757	0.727	67.15	10:48:18.888
10 -	1:04.677	0.647	67.23	10:49:23.565
11 -	1:04.514	0.484	67.40	10:50:28.079
12 -	1:04.710	0.680	67.20	10:51:32.789
13 -	1:04.506	0.476	67.41	10:52:37.295
14 -	2:37.591	P 1:33.561	27.59	10:55:14.886
15 -	1:09.038	5.008	62.98	10:56:23.924
16 -	1:06.087	2.057	65.80	10:57:30.011
17 -	1:05.005	0.975	66.89	10:58:35.016
18 -	1:04.839	0.809	67.06	10:59:39.855
19 -	1:04.578	0.548	67.33	11:00:44.433
20 -	1:04.404	0.374	67.52	11:01:48.837
21 -	1:05.994	1.964	65.89	11:02:54.831
22 -	1:09.901	5.871	62.21	11:04:04.732
23 -	1:04.182	(2) 0.152	67.75	11:05:08.914
24 -	1:04.422	0.392	67.50	11:06:13.336
25 -	1:05.889	1.859	65.99	11:07:19.225
26 -	1:04.030	(1) 67.91	67.91	11:08:23.255
27 -	1:11.357	7.327	60.94	11:09:34.612
28 -	1:04.698	0.668	67.21	11:10:39.310
29 -	1:04.628	0.598	67.28	11:11:43.938
30 -	1:28.140	24.110	49.33	11:13:12.078
31 -	1:05.473	1.443	66.41	11:14:17.551
32 -	1:05.316	1.286	66.57	11:15:22.867
33 -	1:05.800	1.770	66.08	11:16:28.667
34 -	1:04.212	(3) 0.182	67.72	11:17:32.879

<b>P10 81 GM Performance</b>				
LAP	LAP TIME	DIFF	MPH	TIME OF DAY
1 -	1:10.597	6.294	61.59	10:39:31.493
2 -	1:06.424	2.121	65.46	10:40:37.917
3 -	1:05.157	0.854	66.74	10:41:43.074
4 -	1:05.866	1.563	66.02	10:42:48.940
5 -	1:05.233	0.930	66.66	10:43:54.173
6 -	1:05.389	1.086	66.50	10:44:59.562
7 -	1:04.688	0.385	67.22	10:46:04.250
8 -	1:04.682	0.379	67.23	10:47:08.932
9 -	1:04.996	0.693	66.90	10:48:13.928
10 -	1:05.031	0.728	66.86	10:49:18.959
11 -	1:05.824	1.521	66.06	10:50:24.783
12 -	1:05.265	0.962	66.62	10:51:30.048
13 -	1:04.897	0.594	67.00	10:52:34.945
14 -	1:04.908	0.605	66.99	10:53:39.853
15 -	1:04.930	0.627	66.97	10:54:44.783
16 -	2:55.545	P 1:51.242	24.77	10:57:40.328
17 -	1:11.308	7.005	60.98	10:58:51.636
18 -	1:05.471	1.168	66.42	10:59:57.107
19 -	1:05.186	D 0.883	66.71	11:01:02.293
20 -	1:04.755	0.452	67.15	11:02:07.048
21 -	1:05.012	0.709	66.88	11:03:12.060
22 -	3:32.255	P 2:27.952	20.48	11:06:44.315
23 -	1:19.570	15.267	54.65	11:08:03.885
24 -	1:04.896	0.593	67.00	11:09:08.781

DIFF = Difference To Personal Best Lap

25 -	1:04.665	0.362	67.24	11:10:13.446
26 -	1:05.533	1.230	66.35	11:11:18.979
27 -	1:05.655	1.352	66.23	11:12:24.634
28 -	1:04.728	0.425	67.18	11:13:29.362
29 -	1:04.430	(2) 0.127	67.49	11:14:33.792
30 -	1:04.303	(1) 67.62	67.62	11:15:38.095
31 -	1:04.670	0.367	67.24	11:16:42.765
32 -	1:04.536	(3) 0.233	67.38	11:17:47.301

<b>P11 2 John Wyatt Racing</b>				
LAP	LAP TIME	DIFF	MPH	TIME OF DAY
1 -	1:19.172	14.746	54.92	10:39:14.263
2 -	1:09.242	4.816	62.80	10:40:23.505
3 -	5:06.642	4:02.216	14.18	10:45:30.147
4 -	1:08.774	4.348	63.23	10:46:38.921
5 -	1:06.235	1.809	65.65	10:47:45.156
6 -	1:05.637	1.211	66.25	10:48:50.793
7 -	1:05.026	0.600	66.87	10:49:55.819
8 -	1:04.672	(2) 0.246	67.24	10:51:00.491
9 -	1:05.743	1.317	66.14	10:52:06.234
10 -	1:04.761	0.335	67.14	10:53:10.995
11 -	1:04.710	(3) 0.284	67.20	10:54:15.705
12 -	1:04.426	(1) 67.49	67.49	10:55:20.131
13 -	1:06.077	1.651	65.81	10:56:26.208
14 -	4:45.566	3:41.140	15.22	11:01:11.774
15 -	1:05.451	1.025	66.44	11:02:17.225
16 -	1:06.454	2.028	65.43	11:03:23.679
17 -	1:04.917	0.491	66.98	11:04:28.596
18 -	1:05.234	0.808	66.66	11:05:33.830
19 -	1:05.970	1.544	65.91	11:06:39.800
20 -	1:05.490	1.064	66.40	11:07:45.290
21 -	1:05.167	0.741	66.73	11:08:50.457
22 -	1:04.972	0.546	66.93	11:09:55.429
23 -	4:05.779	D 1.353	66.10	11:11:01.208
24 -	1:04.820	0.394	67.08	11:12:06.028
25 -	1:05.230	0.804	66.66	11:13:11.258
26 -	1:05.582	1.156	66.30	11:14:16.840
27 -	1:05.420	0.994	66.47	11:15:22.260
28 -	1:05.309	0.883	66.58	11:16:27.569
29 -	1:05.133	0.707	66.76	11:17:32.702

<b>P12 1 Burton Power Racing</b>				
LAP	LAP TIME	DIFF	MPH	TIME OF DAY
1 -	1:10.502	6.041	61.68	10:39:00.681
2 -	1:06.111	1.650	65.77	10:40:06.792
3 -	1:05.553	1.092	66.33	10:41:12.345
4 -	1:05.703	1.242	66.18	10:42:18.048
5 -	1:05.682	1.221	66.20	10:43:23.730
6 -	1:05.407	0.946	66.48	10:44:29.137
7 -	1:05.845	1.384	66.04	10:45:34.982
8 -	1:05.045	0.584	66.85	10:46:40.027
9 -	4:36.442	P 3:31.981	15.73	10:51:16.469
10 -	1:11.573	7.112	60.75	10:52:28.042
11 -	1:05.896	1.435	65.99	10:53:33.938
12 -	1:04.625	0.164	67.28	10:54:38.563
13 -	1:04.616	(3) 0.155	67.29	10:55:43.179
14 -	1:05.501	1.040	66.38	10:56:48.680
15 -	2:38.451	P 1:33.990	27.44	10:59:27.131
16 -	1:10.806	6.345	61.41	11:00:37.937
17 -	1:05.385	0.924	66.50	11:01:43.322
18 -	1:04.988	0.527	66.91	11:02:48.310
19 -	1:05.490	1.029	66.40	11:03:53.800
20 -	1:05.199	0.738	66.69	11:04:58.999

Weather / Track : Cloudy / Dry

Brands Hatch Indy  
Circuit Length = 1.2079 miles  
Start: 10:37 Flag 11:17 End: 11:18

# Ford Power Live - Brands Hatch - 18th/19th September 2021

EnduroKA

## QUALIFYING - RACE 4 - LAP ANALYSIS

DIFF = Difference To Personal Best Lap

21 -	1:04.461 (1)		67.46	11:06:03.460
22 -	1:04.546 (2)	0.085	67.37	11:07:08.006
23 -	1:04.708	0.247	67.20	11:08:12.714
24 -	1:05.618	1.157	66.27	11:09:18.332
25 -	1:04.669	0.208	67.24	11:10:23.001
26 -	1:04.799	0.338	67.10	11:11:27.800
27 -	1:04.790	0.329	67.11	11:12:32.590
28 -	1:04.774 D	0.313	67.13	11:13:37.364
29 -	1:04.752	0.291	67.15	11:14:42.116
30 -	2:18.294 P	1:13.833	31.44	11:17:00.410
31 -	1:10.312	5.851	61.84	11:18:10.722

### P13 39 Kameleon Racing

LAP	LAP TIME	DIFF	MPH	TIME OF DAY
1 -	1:09.974	5.484	62.14	10:38:32.751
2 -	1:04.924	0.434	66.97	10:39:37.675
3 -	1:08.907	4.417	63.10	10:40:46.582
4 -	1:05.452	0.962	66.43	10:41:52.034
5 -	1:04.756 (3)	0.266	67.15	10:42:56.790
6 -	1:04.490 (1)		67.43	10:44:01.280
7 -	1:04.840	0.350	67.06	10:45:06.120
8 -	1:04.565 (2)	0.075	67.35	10:46:10.685
9 -	3:09.435 P	2:04.945	22.95	10:49:20.120
10 -	1:17.576	13.086	56.05	10:50:37.696
11 -	1:08.718	4.228	63.28	10:51:46.414
12 -	1:08.455	3.965	63.52	10:52:54.869
13 -	1:06.921	2.431	64.98	10:54:01.790
14 -	1:06.649	2.159	65.24	10:55:08.439
15 -	1:06.573	2.083	65.32	10:56:15.012
16 -	1:06.203	1.713	65.68	10:57:21.215
17 -	2:43.761 P	1:39.271	26.55	11:00:04.976
18 -	1:12.086	7.596	60.32	11:01:17.062
19 -	1:05.680	1.190	66.20	11:02:22.742
20 -	1:05.954	1.464	65.93	11:03:28.696
21 -	1:06.118	1.628	65.77	11:04:34.814
22 -	1:05.741	1.251	66.14	11:05:40.555
23 -	2:36.328 P	1:31.838	27.81	11:08:16.883
24 -	1:16.713	12.223	56.68	11:09:33.596
25 -	1:06.911	2.421	64.99	11:10:40.507
26 -	1:06.356	1.866	65.53	11:11:46.863
27 -	1:07.102	2.612	64.80	11:12:53.965
28 -	1:07.032	2.542	64.87	11:14:00.997
29 -	1:12.319	7.829	60.13	11:15:13.316
30 -	1:06.938	2.448	64.96	11:16:20.254
31 -	1:06.267	1.777	65.62	11:17:26.521

### P14 56 HARD and Enthusiastic

LAP	LAP TIME	DIFF	MPH	TIME OF DAY
1 -	1:20.532	15.969	53.99	10:39:02.688
2 -	1:12.988	8.425	59.57	10:40:15.676
3 -	1:07.738	3.175	64.19	10:41:23.414
4 -	1:06.688	2.125	65.20	10:42:30.102
5 -	1:06.673	2.110	65.22	10:43:36.775
6 -	1:06.644	2.081	65.25	10:44:43.419
7 -	1:06.696	2.133	65.20	10:45:50.115
8 -	1:06.424	1.861	65.46	10:46:56.539
9 -	1:06.365	1.802	65.52	10:48:02.904
10 -	1:05.846	1.283	66.04	10:49:08.750
11 -	1:06.015	1.452	65.87	10:50:14.765
12 -	1:05.085	0.522	66.81	10:51:19.850
13 -	1:05.324	0.761	66.56	10:52:25.174
14 -	1:06.254	1.691	65.63	10:53:31.428
15 -	1:05.629	1.066	66.26	10:54:37.057

DIFF = Difference To Personal Best Lap

16 -	1:05.626	1.063	66.26	10:55:42.683
17 -	1:06.696	2.133	65.20	10:56:49.379
18 -	2:36.696 P	1:32.133	27.75	10:59:26.075
19 -	1:11.547	6.984	60.77	11:00:37.622
20 -	1:05.297	0.734	66.59	11:01:42.919
21 -	1:04.709 (3)	0.146	67.20	11:02:47.628
22 -	1:04.850	0.287	67.05	11:03:52.478
23 -	1:05.118	0.555	66.78	11:04:57.596
24 -	1:04.914	0.351	66.99	11:06:02.510
25 -	1:04.921	0.358	66.98	11:07:07.431
26 -	1:05.444	0.881	66.44	11:08:12.875
27 -	1:05.728	1.165	66.16	11:09:18.603
28 -	1:04.990	0.427	66.91	11:10:23.593
29 -	1:05.511	0.948	66.37	11:11:29.104
30 -	1:04.563 (1)		67.35	11:12:33.667
31 -	1:04.815	0.252	67.09	11:13:38.482
32 -	1:04.909	0.346	66.99	11:14:43.391
33 -	1:04.649 (2)	0.086	67.26	11:15:48.040
34 -	1:05.262	0.699	66.63	11:16:53.302
35 -	1:05.118	0.555	66.78	11:17:58.420

### P15 27 Semprini Racing

LAP	LAP TIME	DIFF	MPH	TIME OF DAY
1 -	1:14.384	9.261	58.46	10:38:43.676
2 -	1:07.992	2.869	63.95	10:39:51.668
3 -	1:06.899	1.776	65.00	10:40:58.567
4 -	1:06.969	1.846	64.93	10:42:05.536
5 -	1:07.088	1.965	64.81	10:43:12.624
6 -	2:31.900 P	1:26.777	28.62	10:45:44.524
7 -	1:11.506	6.383	60.81	10:46:56.030
8 -	1:06.553	1.430	65.34	10:48:02.583
9 -	1:05.722	0.599	66.16	10:49:08.305
10 -	1:06.767	1.644	65.13	10:50:15.072
11 -	1:05.749	0.626	66.13	10:51:20.821
12 -	1:06.128	1.005	65.76	10:52:26.949
13 -	2:27.212 P	1:22.089	29.53	10:54:54.161
14 -	1:15.759	10.636	57.40	10:56:09.920
15 -	1:08.028	2.905	63.92	10:57:17.948
16 -	1:07.270	2.147	64.64	10:58:25.218
17 -	1:06.702	1.579	65.19	10:59:31.920
18 -	1:07.220	2.097	64.69	11:00:39.140
19 -	2:18.377 P	1:13.254	31.42	11:02:57.517
20 -	1:11.244	6.121	61.03	11:04:08.761
21 -	1:06.048	0.925	65.84	11:05:14.809
22 -	1:05.849	0.726	66.03	11:06:20.658
23 -	1:05.669	0.546	66.22	11:07:26.327
24 -	1:05.559	0.436	66.33	11:08:31.886
25 -	1:05.525	0.402	66.36	11:09:37.411
26 -	1:06.893	1.770	65.00	11:10:44.304
27 -	1:05.476 (3)	0.353	66.41	11:11:49.780
28 -	1:05.123 (1)		66.77	11:12:54.903
29 -	1:05.670	0.547	66.21	11:14:00.573
30 -	1:05.842	0.719	66.04	11:15:06.415
31 -	1:05.647	0.524	66.24	11:16:12.062
32 -	1:05.294 (2)	0.171	66.60	11:17:17.356

### P16 180 Shine Automotive

LAP	LAP TIME	DIFF	MPH	TIME OF DAY
1 -	1:13.433	7.878	59.21	10:38:59.859
2 -	1:08.755	3.200	63.24	10:40:08.614
3 -	1:08.329	2.774	63.64	10:41:16.943
4 -	1:08.695	3.140	63.30	10:42:25.638
5 -	1:07.867	2.312	64.07	10:43:33.505

Brands Hatch Indy

Circuit Length = 1.2079 miles

Start: 10:37 Flag 11:17 End: 11:18

Weather / Track : Cloudy / Dry

# Ford Power Live - Brands Hatch - 18th/19th September 2021

EnduroKA

## QUALIFYING - RACE 4 - LAP ANALYSIS

DIFF = Difference To Personal Best Lap

6 -	1:09.077	3.522	62.95	10:44:42.582
7 -	1:08.895	3.340	63.11	10:45:51.477
8 -	1:08.261	2.706	63.70	10:46:59.738
9 -	1:07.645	2.090	64.28	10:48:07.383
10 -	1:08.821	3.266	63.18	10:49:16.204
11 -	1:08.539	2.984	63.44	10:50:24.743
12 -	1:07.877	2.322	64.06	10:51:32.620
13 -	1:08.202	2.647	63.76	10:52:40.822
14 -	1:07.406	1.851	64.51	10:53:48.228
15 -	1:07.227	1.672	64.68	10:54:55.455
16 -	2:25.849	<b>P</b> 1:20.294	29.81	10:57:21.304
17 -	1:17.798	12.243	55.89	10:58:39.102
18 -	1:07.261	1.706	64.65	10:59:46.363
19 -	1:06.320	0.765	65.57	11:00:52.683
20 -	1:06.321	0.766	65.56	11:01:59.004
21 -	1:06.713	1.158	65.18	11:03:05.717
22 -	1:06.357	0.802	65.53	11:04:12.074
23 -	1:06.685	1.130	65.21	11:05:18.759
24 -	1:06.549	0.994	65.34	11:06:25.308
25 -	1:06.411	0.856	65.48	11:07:31.719
26 -	1:06.082	0.527	65.80	11:08:37.801
27 -	1:06.368	0.813	65.52	11:09:44.169
28 -	1:05.861	<b>(3)</b> 0.306	66.02	11:10:50.030
29 -	1:06.550	0.995	65.34	11:11:56.580
30 -	1:07.692	2.137	64.24	11:13:04.272
31 -	1:05.759	<b>(2)</b> 0.204	66.12	11:14:10.031
<b>32 -</b>	<b>1:05.555</b>	<b>(1)</b>	<b>66.33</b>	<b>11:15:15.586</b>
33 -	1:05.977	0.422	65.91	11:16:21.563
34 -	1:06.276	0.721	65.61	11:17:27.839

### P17 79 GM Performance

LAP	LAP TIME	DIFF	MPH	TIME OF DAY
1 -	1:12.359	6.264	60.09	10:39:21.961
2 -	1:09.193	3.098	62.84	10:40:31.154
3 -	3:51.677	<b>P</b> 2:45.582	18.77	10:44:22.831
4 -	1:22.156	16.061	52.93	10:45:44.987
5 -	1:10.704	4.609	61.50	10:46:55.691
6 -	1:10.842	4.747	61.38	10:48:06.533
7 -	1:09.066	2.971	62.96	10:49:15.599
8 -	1:08.712	2.617	63.28	10:50:24.311
9 -	1:11.208	5.113	61.06	10:51:35.519
10 -	1:09.006	2.911	63.01	10:52:44.525
11 -	1:08.367	2.272	63.60	10:53:52.892
12 -	1:07.875	1.780	64.06	10:55:00.767
13 -	1:07.839	1.744	64.10	10:56:08.606
14 -	1:07.551	1.456	64.37	10:57:16.157
15 -	1:07.698	1.603	64.23	10:58:23.855
16 -	1:07.029	0.934	64.87	10:59:30.884
17 -	1:09.993	3.898	62.12	11:00:40.877
18 -	1:06.937	0.842	64.96	11:01:47.814
19 -	3:46.408	<b>P</b> 2:40.313	19.20	11:05:34.222
20 -	1:15.282	9.187	57.76	11:06:49.504
21 -	1:08.716	2.621	63.28	11:07:58.220
22 -	1:07.034	0.939	64.87	11:09:05.254
23 -	1:07.986	1.891	63.96	11:10:13.240
24 -	1:07.991	1.896	63.95	11:11:21.231
<b>25 -</b>	<b>1:06.095</b>	<b>(1)</b>	<b>65.79</b>	<b>11:12:27.326</b>
26 -	1:06.103	<b>(2)</b> 0.008	65.78	11:13:33.429
27 -	1:06.334	<b>(3)</b> 0.239	65.55	11:14:39.763
28 -	1:07.357	1.262	64.56	11:15:47.120
29 -	1:07.216	1.121	64.69	11:16:54.336
30 -	1:07.124	1.029	64.78	11:18:01.460

DIFF = Difference To Personal Best Lap

P18 49 LDR Performance Tuning				
LAP	LAP TIME	DIFF	MPH	TIME OF DAY
1 -	1:22.071	14.683	52.98	10:39:29.211
2 -	1:15.179	7.791	57.84	10:40:44.390
3 -	1:11.624	4.236	60.71	10:41:56.014
4 -	1:10.791	3.403	61.42	10:43:06.805
5 -	1:10.092	2.704	62.04	10:44:16.897
6 -	1:12.252	4.864	60.18	10:45:29.149
7 -	1:09.972	2.584	62.14	10:46:39.121
8 -	1:10.094	2.706	62.03	10:47:49.215
9 -	1:09.112	1.724	62.92	10:48:58.327
10 -	1:08.678	1.290	63.31	10:50:07.005
11 -	1:08.636	1.248	63.35	10:51:15.641
12 -	1:08.571	1.183	63.41	10:52:24.212
13 -	1:10.745	3.357	61.46	10:53:34.957
14 -	1:08.252	0.864	63.71	10:54:43.209
15 -	1:08.611	1.223	63.38	10:55:51.820
16 -	1:08.458	1.070	63.52	10:57:00.278
17 -	1:09.576	2.188	62.50	10:58:09.854
18 -	1:07.873	0.485	64.06	10:59:17.727
19 -	1:08.318	0.930	63.65	11:00:26.045
<b>20 -</b>	<b>1:07.388</b>	<b>(1)</b>	<b>64.53</b>	<b>11:01:33.433</b>
21 -	1:08.000	0.612	63.95	11:02:41.433
22 -	1:08.649	1.261	63.34	11:03:50.082
23 -	1:08.945	1.557	63.07	11:04:59.027
24 -	1:07.737	<b>(3)</b> 0.349	64.19	11:06:06.764
25 -	1:07.644	<b>(2)</b> 0.256	64.28	11:07:14.408
26 -	1:09.018	1.630	63.00	11:08:23.426
27 -	1:12.869	5.481	59.67	11:09:36.295
28 -	1:09.839	2.451	62.26	11:10:46.134
29 -	1:08.019	0.631	63.93	11:11:54.153
30 -	1:13.072	5.684	59.51	11:13:07.225
31 -	1:09.841	2.453	62.26	11:14:17.066
32 -	1:09.291	1.903	62.75	11:15:26.357
33 -	1:08.537	1.149	63.44	11:16:34.894
34 -	1:07.882	0.494	64.06	11:17:42.776

Weather / Track : Cloudy / Dry

Brands Hatch Indy  
Circuit Length = 1.2079 miles  
Start: 10:37 Flag 11:17 End: 11:18

# Ford Power Live - Brands Hatch - 18th/19th September 2021

## EnduroKA

### QUALIFYING - RACE 4 - STATISTICS

<b>Competitors Started</b>	18
<b>Planned Start</b>	2021-09-18 @ 10:55:00.000
<b>Actual Start</b>	2021-09-18 @ 10:37:15.602
<b>Finish Time</b>	2021-09-18 @ 11:17:17.003
<b>Track Length</b>	1.2079mi.
<b>Total Laps</b>	550
<b>Total Distance Covered</b>	664.3700mi.

### Session Fastest Lap History

NO	NAME	LAP TIME	TIME OF DAY	LAP	VEHICLE
39	<b>Kameleon Racing</b> <i>R. COX</i>	<b>1:04.924</b>	10:39:37.686	2	
111	<b>Octane Junkies</b> <i>A. SMITH</i>	<b>1:04.125</b>	10:40:02.666	2	
111	<b>Octane Junkies</b> <i>A. SMITH</i>	<b>1:03.789</b>	10:41:06.458	3	
36	<b>IP Racing</b> <i>P. KEEN</i>	<b>1:03.607</b>	10:44:53.312	6	
111	<b>Octane Junkies</b> <i>A. SMITH</i>	<b>1:03.579</b>	10:45:58.083	7	
111	<b>Octane Junkies</b> <i>A. SMITH</i>	<b>1:03.523</b>	11:00:57.068	17	
111	<b>Octane Junkies</b> <i>A. SMITH</i>	<b>1:03.495</b>	11:02:00.564	18	

### Flag History

TYPE	TIME OF DAY
GREEN	10:37:15.602
FINISH	11:17:17.003

### Flag Statistics

TYPE	COUNT	TOTAL LAPS	TOTAL TIME
Green	1	35	41:05.239
Red	0	0	0.000
Safety Car	0	0	0.000
FCY	0	0	0.000

Weather / Track : Cloudy / Dry

Results can be found at [www.tsl-timing.com](http://www.tsl-timing.com)

Brands Hatch Indy  
Circuit Length = 1.2079 miles  
Start: 10:37 Flag 11:17 End: 11:18


Printed - 11:19 Saturday, 18 September 2021



# Ford Power Live - Brands Hatch - 18th/19th September 2021

## EnduroKA

### RACE 4 - GRID (15 minutes) - AMENDED

ROW 9	17	<b>36</b> IP Racing	18	<b>63</b> IP Racing
ROW 8	15	1:06.095 <b>79</b> GM Performance	16	1:07.388 <b>49</b> LDR Performance Tuning
ROW 7	13	1:05.123 <b>27</b> Semprini Racing	14	1:05.555 <b>180</b> Shine Automotive
ROW 6	11	1:04.490 <b>39</b> Kameleon Racing	12	1:04.563 <b>56</b> HARD and Enthusiastic
ROW 5	9	1:04.426 <b>2</b> John Wyatt Racing	10	1:04.461 <b>1</b> Burton Power Racing
ROW 4	7	1:04.030 <b>51</b> Barwell AutoSport	8	1:04.303 <b>81</b> GM Performance
ROW 3	5	1:03.990 <b>98</b> PistonHeads	6	1:04.016 <b>64</b> Autotech Motorsport
ROW 2	3	1:03.921 <b>127</b> Fat Boys Racing	4	1:03.934 <b>149</b> Club Racing UK
ROW 1	1	1:03.495 <b>111</b> Octane Junkies	2	1:03.713 <b>23</b> Alex Reade Motorsport
<b>Pole</b>				
				

These results are provisional until the conclusion of any judicial and technical matters.

Brands Hatch Indy  
Circuit Length = 1.2079 miles

Clerk Of Course : Andy Stevens	Stewards :	Timekeeper : Lisa Sneader
--------------------------------	------------	---------------------------

# Ford Power Live - Brands Hatch - 18th/19th September 2021

## EnduroKA

### RACE 4 - CLASSIFICATION - AMENDED

POS	NO	TEAM / DRIVERS	CAR	LAPS	TIME	GAP	DIFF	MPH	BEST	ON
1	23	Alex Reade Motorsport Luke READE / Chris READE		15	15:59.881			67.95	1:03.688	10
2	111	Octane Junkies Adam SMITH / Martyn SMITH		15	16:00.316	0.435	0.435	67.92	1:03.416	6
3	127	Fat Boys Racing Matt PINNY		15	16:02.166	2.285	1.850	67.79	1:03.644	6
4	64	Autotech Motorsport Karl PATMAN		15	16:07.497	7.616	5.331	67.42	1:03.852	5
5	51	Barwell AutoSport Taylor NORTON		15	16:11.931	12.050	4.434	67.11	1:03.829	4
6	149	Club Racing UK Stefan MARSH / Matthew HIBBERD		15	16:13.531	13.650	1.600	67.00	1:04.099	2
7	81	GM Performance Ian MITCHELL / Macauley UNDERWOOD		15	16:14.054	14.173	0.523	66.96	1:04.408	5
8	98	PistonHeads Peter DIGNAN		15	16:14.093	14.212	0.039	66.96	1:04.132	4
9	1	Burton Power Racing Tom VALENTINE		15	16:14.834	14.953	0.741	66.91	1:04.203	7
10	63	IP Racing Oliver WILMOT / Scott PARKIN		15	16:20.019	20.138	5.185	66.55	1:04.428	10
11	39	Kameleon Racing Richard COX / Leigh YOUNES / Steve GOLDSMITH / Chris BRIGHT		15	16:24.818	24.937	4.799	66.23	1:04.269	3
12	56	HARD and Enthusiastic Martin DILWORTH / Mike HICKEY		15	16:28.895	29.014	4.077	65.96	1:05.075	8
13	27	Semprini Racing Jeremy EVANS / Phil HART / Mark HART / William PUTTERGILL		15	16:36.326	36.445	7.431	65.46	1:05.573	10
14	180	Shine Automotive Collin FRENCH / Wayne CLELLEND		15	16:40.099	40.218	3.773	65.22	1:05.389	5
15	79	GM Performance Jonathan MITCHELL / Gary MITCHELL / Sarah HALL		15	16:44.663	44.782	4.564	64.92	1:05.858	12
16	49	LDR Performance Tuning David BYWATER		15	17:02.961	1:03.080	18.298	63.76	1:06.967	14

#### NOT CLASSIFIED

DNF	36	IP Racing Peter KEEN / Oliver WILMOT		3	3:20.277	12 Laps	12 Laps	65.13	1:04.296	3
DQ	2 *	John Wyatt Racing Sam LUKES / John WYATT								

#### FASTEST LAP

	111	Octane Junkies Adam SMITH / Martyn SMITH		6	1:03.416			68.57 mph	110.35 kph	
--	-----	---	--	---	----------	--	--	-----------	------------	--

Car 2 John Wyatt - Disqualified from race result for causing a collision / driving in a manner incompatible with general safety ref Reg Q12.21.4 / C1.1.5

Weather / Track : Cloudy / Dry

These results are provisional until the conclusion of any judicial and technical matters.

Brands Hatch Indy: 1.2079 miles  
Race Distance: 15 Laps / 18.11 miles  
Start: 13:51 Flag 14:07 End: 14:08

Clerk Of Course : Andy Stevens	Stewards :	Timekeeper : Lisa Sneader
--------------------------------	------------	---------------------------

# Ford Power Live - Brands Hatch - 18th/19th September 2021

EnduroKA

## RACE 4 - LAP CHART

LAP 1 @ 13:52:47.469			LAP 2 @ 13:53:51.543			LAP 3 @ 13:54:55.484			LAP 4 @ 13:55:59.501			LAP 5 @ 13:57:03.471		
NO	BEHIND	LAP TIME	NO	BEHIND	LAP TIME	NO	BEHIND	LAP TIME	NO	BEHIND	LAP TIME	NO	BEHIND	LAP TIME
<b>23</b>		1:04.960	<b>23</b>		1:04.074	<b>23</b>		1:03.941	<b>23</b>		1:04.017	<b>23</b>		1:03.970
<b>149</b>	0.275	1:05.235	<b>149</b>	0.300	1:04.099	<b>111</b>	1.782	1:05.231	<b>111</b>	1.886	1:04.121	<b>111</b>	1.872	1:03.956
<b>111</b>	0.848	1:05.808	<b>111</b>	0.492	1:03.718	<b>127</b>	1.950	1:04.182	<b>127</b>	2.116	1:04.183	<b>127</b>	2.026	1:03.880
<b>64</b>	1.221	1:06.181	<b>64</b>	1.104	1:03.957	<b>149</b>	2.410	1:06.051	<b>64</b>	2.795	1:04.252	<b>64</b>	2.677	1:03.852
<b>127</b>	1.486	1:06.446	<b>127</b>	1.709	1:04.297	<b>64</b>	2.560	1:05.397	<b>149</b>	3.490	1:05.097	<b>149</b>	4.315	1:04.795
<b>81</b>	2.381	1:07.341	<b>98</b>	3.942	1:04.920	<b>98</b>	4.498	1:04.497	<b>98</b>	4.613	1:04.132	<b>98</b>	4.991	1:04.348
<b>1</b>	3.049	1:08.009	<b>81</b>	3.964	1:05.657	<b>81</b>	4.825	1:04.802	<b>51</b>	5.432	1:03.829	<b>51</b>	5.759	1:04.297
<b>98</b>	3.096	1:08.056	<b>51</b>	5.325	1:05.970	<b>51</b>	5.620	1:04.236	<b>81</b>	5.937	1:05.129	<b>81</b>	6.375	1:04.408
<b>51</b>	3.429	1:08.389	<b>1</b>	5.636	1:06.661	<b>1</b>	6.776	1:05.081	<b>1</b>	7.307	1:04.548	<b>1</b>	8.155	1:04.818
<b>2</b>	4.634	1:09.594	<b>2</b>	5.948	1:05.388	<b>2</b>	7.160	1:05.153	<b>39</b>	11.104	1:04.966	<b>39</b>	11.673	1:04.539
<b>56</b>	5.191	1:10.151	<b>36</b>	6.947	1:05.675	<b>36</b>	7.302	1:04.296	<b>56</b>	11.978	1:07.040	<b>63</b>	13.858	1:05.214
<b>36</b>	5.346	1:10.306	<b>56</b>	7.472	1:06.355	<b>56</b>	8.955	1:05.424	<b>63</b>	12.614	1:07.205	<b>56</b>	14.001	1:05.993
<b>27</b>	6.188	1:11.148	<b>63</b>	8.779	1:06.264	<b>63</b>	9.426	1:04.588	<b>27</b>	14.197	1:05.731	<b>27</b>	16.034	1:05.807
<b>180</b>	6.348	1:11.308	<b>39</b>	9.827	1:07.044	<b>39</b>	10.155	1:04.269	<b>180</b>	14.930	1:05.786	<b>180</b>	16.349	1:05.389
<b>63</b>	6.589	1:11.549	<b>180</b>	10.322	1:08.048	<b>27</b>	12.483	1:05.956	<b>79</b>	16.220	1:06.587	<b>79</b>	18.637	1:06.387
<b>39</b>	6.857	1:11.817	<b>27</b>	10.468	1:08.354	<b>180</b>	13.161	1:06.780	<b>2</b>	22.300	1:19.157	<b>49</b>	27.569	1:08.942
<b>79</b>	7.473	1:12.433	<b>79</b>	10.842	1:07.443	<b>79</b>	13.650	1:06.749	<b>49</b>	22.597	1:09.506			
<b>49</b>	9.249	1:14.209	<b>49</b>	13.142	1:07.967	<b>49</b>	17.108	1:07.907						

Weather / Track : Cloudy / Dry

Brands Hatch Indy  
Circuit Length = 1.2079 miles  
Start: 13:51 Flag 14:07 End: 14:08

# Ford Power Live - Brands Hatch - 18th/19th September 2021

EnduroKA

## RACE 4 - LAP CHART

LAP 6 @ 13:58:07.488			LAP 7 @ 13:59:11.389			LAP 8 @ 14:00:15.254			LAP 9 @ 14:01:19.095			LAP 10 @ 14:02:22.783		
NO	BEHIND	LAP TIME	NO	BEHIND	LAP TIME	NO	BEHIND	LAP TIME	NO	BEHIND	LAP TIME	NO	BEHIND	LAP TIME
<b>23</b>		1:04.017	<b>23</b>		1:03.901	<b>23</b>		1:03.865	<b>23</b>		1:03.841	<b>23</b>		1:03.688
<b>111</b>	1.271	1:03.416	<b>111</b>	1.164	1:03.794	<b>111</b>	0.899	1:03.600	<b>111</b>	0.616	1:03.558	<b>111</b>	0.367	1:03.439
<b>127</b>	1.653	1:03.644	<b>127</b>	1.418	1:03.666	<b>127</b>	1.372	1:03.819	<b>127</b>	1.585	1:04.054	<b>127</b>	1.837	1:03.940
<b>64</b>	2.633	1:03.973	<b>64</b>	2.754	1:04.022	<b>64</b>	3.263	1:04.374	<b>64</b>	3.583	1:04.161	<b>64</b>	3.954	1:04.059
<b>149</b>	4.866	1:04.568	<b>149</b>	5.226	1:04.261	<b>149</b>	6.200	1:04.839	<b>51</b>	7.865	1:04.990	<b>51</b>	8.818	1:04.641
<b>98</b>	5.308	1:04.334	<b>98</b>	5.576	1:04.169	<b>98</b>	6.398	1:04.687	<b>149</b>	8.271	1:05.912	<b>149</b>	10.016	1:05.433
<b>51</b>	5.597	1:03.855	<b>51</b>	5.928	1:04.232	<b>51</b>	6.716	1:04.653	<b>98</b>	8.421	1:05.864	<b>98</b>	10.224	1:05.491
<b>81</b>	7.111	1:04.753	<b>81</b>	7.722	1:04.512	<b>81</b>	8.785	1:04.928	<b>81</b>	9.661	1:04.717	<b>81</b>	10.517	1:04.544
<b>1</b>	8.510	1:04.372	<b>1</b>	8.812	1:04.203	<b>1</b>	9.416	1:04.469	<b>1</b>	10.256	1:04.681	<b>1</b>	11.063	1:04.495
<b>39</b>	12.335	1:04.679	<b>39</b>	12.853	1:04.419	<b>39</b>	13.846	1:04.858	<b>39</b>	15.036	1:05.031	<b>39</b>	16.146	1:04.798
<b>63</b>	14.332	1:04.491	<b>63</b>	14.999	1:04.568	<b>63</b>	15.719	1:04.585	<b>63</b>	16.360	1:04.482	<b>63</b>	17.100	1:04.428
<b>56</b>	15.611	1:05.627	<b>56</b>	16.883	1:05.173	<b>56</b>	18.093	1:05.075	<b>56</b>	19.567	1:05.315	<b>56</b>	21.212	1:05.333
<b>27</b>	17.856	1:05.839	<b>27</b>	19.703	1:05.748	<b>27</b>	21.858	1:06.020	<b>27</b>	23.805	1:05.788	<b>27</b>	25.690	1:05.573
<b>180</b>	18.093	1:05.761	<b>180</b>	19.957	1:05.765	<b>180</b>	22.291	1:06.199	<b>180</b>	24.907	1:06.457	<b>180</b>	27.001	1:05.782
<b>79</b>	20.668	1:06.048	<b>79</b>	23.472	1:06.705	<b>79</b>	26.615	1:07.008	<b>79</b>	29.597	1:06.823	<b>79</b>	32.623	1:06.714
<b>49</b>	31.388	1:07.836	<b>49</b>	35.021	1:07.534	<b>49</b>	38.910	1:07.754	<b>49</b>	43.129	1:08.060	<b>49</b>	46.635	1:07.194

Weather / Track : Cloudy / Dry

Brands Hatch Indy  
 Circuit Length = 1.2079 miles  
 Start: 13:51 Flag 14:07 End: 14:08

# Ford Power Live - Brands Hatch - 18th/19th September 2021

EnduroKA

## RACE 4 - LAP CHART

LAP 11 @ 14:03:26.543			LAP 12 @ 14:04:30.506			LAP 13 @ 14:05:34.251			LAP 14 @ 14:06:38.451			LAP 15 @ 14:07:42.390		
NO	BEHIND	LAP TIME	NO	BEHIND	LAP TIME	NO	BEHIND	LAP TIME	NO	BEHIND	LAP TIME	NO	BEHIND	LAP TIME
23		1:03.760	23		1:03.963	23		1:03.745	23		1:04.200	23		1:03.939
111	0.171	1:03.564	111	0.215	1:04.007	111	0.226	1:03.756	111	0.225	1:04.199	111	0.435	1:04.149
127	1.988	1:03.911	127	2.009	1:03.984	127	2.454	1:04.190	127	2.298	1:04.044	127	2.285	1:03.926
64	4.467	1:04.273	64	4.552	1:04.048	64	6.579	1:05.772	64	7.293	1:04.914	64	7.616	1:04.262
51	9.720	1:04.662	51	10.366	1:04.609	51	11.184	1:04.563	51	11.560	1:04.576	51	12.050	1:04.429
149	10.794	1:04.538	149	11.431	1:04.600	149	12.540	1:04.854	149	12.976	1:04.636	149	13.650	1:04.613
98	10.998	1:04.534	98	11.673	1:04.638	98	12.742	1:04.814	98	13.272	1:04.730	81	14.173	1:04.445
81	11.357	1:04.600	81	11.912	1:04.518	81	13.091	1:04.924	81	13.667	1:04.776	98	14.212	1:04.879
1	11.728	1:04.425	1	12.417	1:04.652	1	13.537	1:04.865	1	14.201	1:04.864	1	14.953	1:04.691
39	17.055	1:04.669	39	17.776	1:04.684	39	19.027	1:04.996	63	19.550	1:04.593	63	20.138	1:04.527
63	17.772	1:04.432	63	18.262	1:04.453	63	19.157	1:04.640	39	19.754	1:04.927	39	24.937	1:09.122
56	22.841	1:05.389	56	24.206	1:05.328	56	25.906	1:05.445	56	27.119	1:05.413	56	29.014	1:05.834
27	28.130	1:06.200	27	29.909	1:05.742	27	32.245	1:06.081	27	34.207	1:06.162	27	36.445	1:06.177
180	30.036	1:06.795	180	32.404	1:06.331	180	35.477	1:06.818	180	37.582	1:06.305	180	40.218	1:06.575
79	35.199	1:06.336	79	37.094	1:05.858	79	39.318	1:05.969	79	41.908	1:06.790	79	44.782	1:06.813
49	50.229	1:07.354	49	53.602	1:07.336	49	56.986	1:07.129	49	59.753	1:06.967	49	1:03.080	1:07.266

Weather / Track : Cloudy / Dry

Results can be found at [www.tsl-timing.com](http://www.tsl-timing.com)

Page 3 of 3

Brands Hatch Indy  
Circuit Length = 1.2079 miles  
Start: 13:51 Flag 14:07 End: 14:08

Printed - 14:13 Saturday, 18 September 2021

# Ford Power Live - Brands Hatch - 18th/19th September 2021

## EnduroKA

### RACE 4 - LAP ANALYSIS

DIFF = Difference To Personal Best Lap

P1 23 Alex Reade Motorsport				
LAP	LAP TIME	DIFF	MPH	TIME OF DAY
1 -	1:04.960	1.272	66.94	13:52:47.469
2 -	1:04.074	0.386	67.86	13:53:51.543
3 -	1:03.941	0.253	68.00	13:54:55.484
4 -	1:04.017	0.329	67.92	13:55:59.501
5 -	1:03.970	0.282	67.97	13:57:03.471
6 -	1:04.017	0.329	67.92	13:58:07.488
7 -	1:03.901	0.213	68.05	13:59:11.389
8 -	1:03.865	0.177	68.09	14:00:15.254
9 -	1:03.841	0.153	68.11	14:01:19.095
10 -	<b>1:03.688 (1)</b>		<b>68.27</b>	<b>14:02:22.783</b>
11 -	1:03.760 (3)	0.072	68.20	14:03:26.543
12 -	1:03.963	0.275	67.98	14:04:30.506
13 -	1:03.745 (2)	0.057	68.21	14:05:34.251
14 -	1:04.200	0.512	67.73	14:06:38.451
15 -	1:03.939	0.251	68.01	14:07:42.390

P2 111 Octane Junkies				
LAP	LAP TIME	DIFF	MPH	TIME OF DAY
1 -	1:05.808	2.392	66.07	13:52:48.317
2 -	1:03.718	0.302	68.24	13:53:52.035
3 -	1:05.231	1.815	66.66	13:54:57.266
4 -	1:04.121	0.705	67.81	13:56:01.387
5 -	1:03.956	0.540	67.99	13:57:05.343
6 -	<b>1:03.416 (1)</b>		<b>68.57</b>	<b>13:58:08.759</b>
7 -	1:03.794	0.378	68.16	13:59:12.553
8 -	1:03.600	0.184	68.37	14:00:16.153
9 -	1:03.558 (3)	0.142	68.41	14:01:19.711
10 -	1:03.439 (2)	0.023	68.54	14:02:23.150
11 -	1:03.564	0.148	68.41	14:03:26.714
12 -	1:04.007	0.591	67.93	14:04:30.721
13 -	1:03.756	0.340	68.20	14:05:34.477
14 -	1:04.199	0.783	67.73	14:06:38.676
15 -	1:04.149	0.733	67.78	14:07:42.825

P3 127 Fat Boys Racing				
LAP	LAP TIME	DIFF	MPH	TIME OF DAY
1 -	1:06.446	2.802	65.44	13:52:48.955
2 -	1:04.297	0.653	67.63	13:53:53.252
3 -	1:04.182	0.538	67.75	13:54:57.434
4 -	1:04.183	0.539	67.75	13:56:01.617
5 -	1:03.880	0.236	68.07	13:57:05.497
6 -	<b>1:03.644 (1)</b>		<b>68.32</b>	<b>13:58:09.141</b>
7 -	1:03.666 (2)	0.022	68.30	13:59:12.807
8 -	1:03.819 (3)	0.175	68.13	14:00:16.626
9 -	1:04.054	0.410	67.88	14:01:20.680
10 -	1:03.940	0.296	68.01	14:02:24.620
11 -	1:03.911	0.267	68.04	14:03:28.531
12 -	1:03.984	0.340	67.96	14:04:32.515
13 -	1:04.190	0.546	67.74	14:05:36.705
14 -	1:04.044	0.400	67.90	14:06:40.749
15 -	1:03.926	0.282	68.02	14:07:44.675

P4 64 Autotech Motorsport				
LAP	LAP TIME	DIFF	MPH	TIME OF DAY
1 -	1:06.181	2.329	65.70	13:52:48.690
2 -	1:03.957 (2)	0.105	67.99	13:53:52.647
3 -	1:05.397	1.545	66.49	13:54:58.044
4 -	1:04.252	0.400	67.68	13:56:02.296
5 -	<b>1:03.852 (1)</b>		<b>68.10</b>	<b>13:57:06.148</b>

DIFF = Difference To Personal Best Lap

6 -	1:03.973 (3)	0.121	67.97	13:58:10.121
7 -	1:04.022	0.170	67.92	13:59:14.143
8 -	1:04.374	0.522	67.55	14:00:18.517
9 -	1:04.161	0.309	67.77	14:01:22.678
10 -	1:04.059	0.207	67.88	14:02:26.737
11 -	1:04.273	0.421	67.65	14:03:31.010
12 -	1:04.048	0.196	67.89	14:04:35.058
13 -	1:05.772	1.920	66.11	14:05:40.830
14 -	1:04.914	1.062	66.99	14:06:45.744
15 -	1:04.262	0.410	67.66	14:07:50.006

P5 51 Barwell AutoSport				
LAP	LAP TIME	DIFF	MPH	TIME OF DAY
1 -	1:08.389	4.560	63.58	13:52:50.898
2 -	1:05.970	2.141	65.91	13:53:56.868
3 -	1:04.236	0.407	67.69	13:55:01.104
4 -	<b>1:03.829 (1)</b>		<b>68.12</b>	<b>13:56:04.933</b>
5 -	1:04.297	0.468	67.63	13:57:09.230
6 -	1:03.855 (2)	0.026	68.10	13:58:13.085
7 -	1:04.232 (3)	0.403	67.70	13:59:17.317
8 -	1:04.653	0.824	67.26	14:00:21.970
9 -	1:04.990	1.161	66.91	14:01:26.960
10 -	1:04.641	0.812	67.27	14:02:31.601
11 -	1:04.662	0.833	67.25	14:03:36.263
12 -	1:04.609	0.780	67.30	14:04:40.872
13 -	1:04.563	0.734	67.35	14:05:45.435
14 -	1:04.576	0.747	67.34	14:06:50.011
15 -	1:04.429	0.600	67.49	14:07:54.440

P6 149 Club Racing UK				
LAP	LAP TIME	DIFF	MPH	TIME OF DAY
1 -	1:05.235	1.136	66.66	13:52:47.744
2 -	<b>1:04.099 (1)</b>		<b>67.84</b>	<b>13:53:51.843</b>
3 -	1:06.051	1.952	65.83	13:54:57.894
4 -	1:05.097	0.998	66.80	13:56:02.991
5 -	1:04.795	0.696	67.11	13:57:07.786
6 -	1:04.568	0.469	67.34	13:58:12.354
7 -	1:04.261 (2)	0.162	67.67	13:59:16.615
8 -	1:04.839	0.740	67.06	14:00:21.454
9 -	1:05.912	1.813	65.97	14:01:27.366
10 -	1:05.433	1.334	66.45	14:02:32.799
11 -	1:04.538 (3)	0.439	67.38	14:03:37.337
12 -	1:04.600	0.501	67.31	14:04:41.937
13 -	1:04.854	0.755	67.05	14:05:46.791
14 -	1:04.636	0.537	67.27	14:06:51.427
15 -	1:04.613	0.514	67.30	14:07:56.040

P7 81 GM Performance				
LAP	LAP TIME	DIFF	MPH	TIME OF DAY
1 -	1:07.341	2.933	64.57	13:52:49.850
2 -	1:05.657	1.249	66.23	13:53:55.507
3 -	1:04.802	0.394	67.10	13:55:00.309
4 -	1:05.129	0.721	66.76	13:56:05.438
5 -	<b>1:04.408 (1)</b>		<b>67.51</b>	<b>13:57:09.846</b>
6 -	1:04.753	0.345	67.15	13:58:14.599
7 -	1:04.512 (3)	0.104	67.40	13:59:19.111
8 -	1:04.928	0.520	66.97	14:00:24.039
9 -	1:04.717	0.309	67.19	14:01:28.756
10 -	1:04.544	0.136	67.37	14:02:33.300
11 -	1:04.600	0.192	67.31	14:03:37.900
12 -	1:04.518	0.110	67.40	14:04:42.418
13 -	1:04.924	0.516	66.97	14:05:47.342

Brands Hatch Indy  
Circuit Length = 1.2079 miles  
Start: 13:51 Flag 14:07 End: 14:08

Weather / Track : Cloudy / Dry

# Ford Power Live - Brands Hatch - 18th/19th September 2021

## EnduroKA

### RACE 4 - LAP ANALYSIS

DIFF = Difference To Personal Best Lap

14 -	1:04.776	0.368	67.13	14:06:52.118
15 -	1:04.445 (2)	0.037	67.47	14:07:56.563

#### P8 98 PistonHeads

LAP	LAP TIME	DIFF	MPH	TIME OF DAY
1 -	1:08.056	3.924	63.89	13:52:50.565
2 -	1:04.920	0.788	66.98	13:53:55.485
3 -	1:04.497	0.365	67.42	13:54:59.982
<b>4 -</b>	<b>1:04.132 (1)</b>		<b>67.80</b>	<b>13:56:04.114</b>
5 -	1:04.348	0.216	67.57	13:57:08.462
6 -	1:04.334 (3)	0.202	67.59	13:58:12.796
7 -	1:04.169 (2)	0.037	67.76	13:59:16.965
8 -	1:04.687	0.555	67.22	14:00:21.652
9 -	1:05.864	1.732	66.02	14:01:27.516
10 -	1:05.491	1.359	66.40	14:02:33.007
11 -	1:04.534	0.402	67.38	14:03:37.541
12 -	1:04.638	0.506	67.27	14:04:42.179
13 -	1:04.814	0.682	67.09	14:05:46.993
14 -	1:04.730	0.598	67.18	14:06:51.723
15 -	1:04.879	0.747	67.02	14:07:56.602

#### P9 1 Burton Power Racing

LAP	LAP TIME	DIFF	MPH	TIME OF DAY
1 -	1:08.009	3.806	63.94	13:52:50.518
2 -	1:06.661	2.458	65.23	13:53:57.179
3 -	1:05.081	0.878	66.81	13:55:02.260
4 -	1:04.548	0.345	67.37	13:56:06.808
5 -	1:04.818	0.615	67.08	13:57:11.626
6 -	1:04.372 (2)	0.169	67.55	13:58:15.998
<b>7 -</b>	<b>1:04.203 (1)</b>		<b>67.73</b>	<b>13:59:20.201</b>
8 -	1:04.469	0.266	67.45	14:00:24.670
9 -	1:04.681	0.478	67.23	14:01:29.351
10 -	1:04.495	0.292	67.42	14:02:33.846
11 -	1:04.425 (3)	0.222	67.49	14:03:38.271
12 -	1:04.652	0.449	67.26	14:04:42.923
13 -	1:04.865	0.662	67.04	14:05:47.788
14 -	1:04.864	0.661	67.04	14:06:52.652
15 -	1:04.691	0.488	67.22	14:07:57.343

#### P10 63 IP Racing

LAP	LAP TIME	DIFF	MPH	TIME OF DAY
1 -	1:11.549	7.121	60.77	13:52:54.058
2 -	1:06.264	1.836	65.62	13:54:00.322
3 -	1:04.588	0.160	67.32	13:55:04.910
4 -	1:07.205	2.777	64.70	13:56:12.115
5 -	1:05.214	0.786	66.68	13:57:17.329
6 -	1:04.491	0.063	67.42	13:58:21.820
7 -	1:04.568	0.140	67.34	13:59:26.388
8 -	1:04.585	0.157	67.33	14:00:30.973
9 -	1:04.482	0.054	67.43	14:01:35.455
<b>10 -</b>	<b>1:04.428 (1)</b>		<b>67.49</b>	<b>14:02:39.883</b>
11 -	1:04.432 (2)	0.004	67.49	14:03:44.315
12 -	1:04.453 (3)	0.025	67.46	14:04:48.768
13 -	1:04.640	0.212	67.27	14:05:53.408
14 -	1:04.593	0.165	67.32	14:06:58.001
15 -	1:04.527	0.099	67.39	14:08:02.528

#### P11 39 Kameleon Racing

LAP	LAP TIME	DIFF	MPH	TIME OF DAY
1 -	1:11.817	7.548	60.55	13:52:54.326
2 -	1:07.044	2.775	64.86	13:54:01.370

DIFF = Difference To Personal Best Lap

<b>3 -</b>	<b>1:04.269 (1)</b>		<b>67.66</b>	<b>13:55:05.639</b>
4 -	1:04.966	0.697	66.93	13:56:10.605
5 -	1:04.539 (3)	0.270	67.37	13:57:15.144
6 -	1:04.679	0.410	67.23	13:58:19.823
7 -	1:04.419 (2)	0.150	67.50	13:59:24.242
8 -	1:04.858	0.589	67.04	14:00:29.100
9 -	1:05.031	0.762	66.86	14:01:34.131
10 -	1:04.798	0.529	67.11	14:02:38.929
11 -	1:04.669	0.400	67.24	14:03:43.598
12 -	1:04.684	0.415	67.22	14:04:48.282
13 -	1:04.996	0.727	66.90	14:05:53.278
14 -	1:04.927	0.658	66.97	14:06:58.205
15 -	1:09.122	4.853	62.91	14:08:07.327

#### P12 56 HARD and Enthusiastic

LAP	LAP TIME	DIFF	MPH	TIME OF DAY
1 -	1:10.151	5.076	61.98	13:52:52.660
2 -	1:06.355	1.280	65.53	13:53:59.015
3 -	1:05.424	0.349	66.46	13:55:04.439
4 -	1:07.040	1.965	64.86	13:56:11.479
5 -	1:05.993	0.918	65.89	13:57:17.472
6 -	1:05.627	0.552	66.26	13:58:23.099
7 -	1:05.173 (2)	0.098	66.72	13:59:28.272
<b>8 -</b>	<b>1:05.075 (1)</b>		<b>66.82</b>	<b>14:00:33.347</b>
9 -	1:05.315 (3)	0.240	66.57	14:01:38.662
10 -	1:05.333	0.258	66.56	14:02:43.995
11 -	1:05.389	0.314	66.50	14:03:49.384
12 -	1:05.328	0.253	66.56	14:04:54.712
13 -	1:05.445	0.370	66.44	14:06:00.157
14 -	1:05.413	0.338	66.47	14:07:05.570
15 -	1:05.834	0.759	66.05	14:08:11.404

#### P13 27 Semprini Racing

LAP	LAP TIME	DIFF	MPH	TIME OF DAY
1 -	1:11.148	5.575	61.12	13:52:53.657
2 -	1:08.354	2.781	63.61	13:54:02.011
3 -	1:05.956	0.383	65.93	13:55:07.967
4 -	1:05.731 (2)	0.158	66.15	13:56:13.698
5 -	1:05.807	0.234	66.08	13:57:19.505
6 -	1:05.839	0.266	66.04	13:58:25.344
7 -	1:05.748	0.175	66.14	13:59:31.092
8 -	1:06.020	0.447	65.86	14:00:37.112
9 -	1:05.788	0.215	66.10	14:01:42.900
<b>10 -</b>	<b>1:05.573 (1)</b>		<b>66.31</b>	<b>14:02:48.473</b>
11 -	1:06.200	0.627	65.68	14:03:54.673
12 -	1:05.742 (3)	0.169	66.14	14:05:00.415
13 -	1:06.081	0.508	65.80	14:06:06.496
14 -	1:06.162	0.589	65.72	14:07:12.658
15 -	1:06.177	0.604	65.71	14:08:18.835

#### P14 180 Shine Automotive

LAP	LAP TIME	DIFF	MPH	TIME OF DAY
1 -	1:11.308	5.919	60.98	13:52:53.817
2 -	1:08.048	2.659	63.90	13:54:01.865
3 -	1:06.780	1.391	65.11	13:55:08.645
4 -	1:05.786	0.397	66.10	13:56:14.431
<b>5 -</b>	<b>1:05.389 (1)</b>		<b>66.50</b>	<b>13:57:19.820</b>
6 -	1:05.761 (2)	0.372	66.12	13:58:25.581
7 -	1:05.765 (3)	0.376	66.12	13:59:31.346
8 -	1:06.199	0.810	65.68	14:00:37.545
9 -	1:06.457	1.068	65.43	14:01:44.002
10 -	1:05.782	0.393	66.10	14:02:49.784

Brands Hatch Indy

Circuit Length = 1.2079 miles

Start: 13:51 Flag 14:07 End: 14:08

Weather / Track : Cloudy / Dry

# Ford Power Live - Brands Hatch - 18th/19th September 2021

## EnduroKA

### RACE 4 - LAP ANALYSIS

DIFF = Difference To Personal Best Lap

11 -	1:06.795	1.406	65.10	14:03:56.579
12 -	1:06.331	0.942	65.55	14:05:02.910
13 -	1:06.818	1.429	65.08	14:06:09.728
14 -	1:06.305	0.916	65.58	14:07:16.033
15 -	1:06.575	1.186	65.31	14:08:22.608

#### P15 79 GM Performance

LAP	LAP TIME	DIFF	MPH	TIME OF DAY
1 -	1:12.433	6.575	60.03	13:52:54.942
2 -	1:07.443	1.585	64.47	13:54:02.385
3 -	1:06.749	0.891	65.14	13:55:09.134
4 -	1:06.587	0.729	65.30	13:56:15.721
5 -	1:06.387	0.529	65.50	13:57:22.108
6 -	1:06.048 (3)	0.190	65.84	13:58:28.156
7 -	1:06.705	0.847	65.19	13:59:34.861
8 -	1:07.008	1.150	64.89	14:00:41.869
9 -	1:06.823	0.965	65.07	14:01:48.692
10 -	1:06.714	0.856	65.18	14:02:55.406
11 -	1:06.336	0.478	65.55	14:04:01.742
<b>12 -</b>	<b>1:05.858 (1)</b>		<b>66.03</b>	<b>14:05:07.600</b>
13 -	1:05.969 (2)	0.111	65.91	14:06:13.569
14 -	1:06.790	0.932	65.10	14:07:20.359
15 -	1:06.813	0.955	65.08	14:08:27.172

#### P16 49 LDR Performance Tuning

LAP	LAP TIME	DIFF	MPH	TIME OF DAY
1 -	1:14.209	7.242	58.59	13:52:56.718
2 -	1:07.967	1.000	63.98	13:54:04.685
3 -	1:07.907	0.940	64.03	13:55:12.592
4 -	1:09.506	2.539	62.56	13:56:22.098
5 -	1:08.942	1.975	63.07	13:57:31.040
6 -	1:07.836	0.869	64.10	13:58:38.876
7 -	1:07.534	0.567	64.39	13:59:46.410
8 -	1:07.754	0.787	64.18	14:00:54.164
9 -	1:08.060	1.093	63.89	14:02:02.224
10 -	1:07.194 (3)	0.227	64.71	14:03:09.418
11 -	1:07.354	0.387	64.56	14:04:16.772
12 -	1:07.336	0.369	64.58	14:05:24.108
13 -	1:07.129 (2)	0.162	64.77	14:06:31.237
<b>14 -</b>	<b>1:06.967 (1)</b>		<b>64.93</b>	<b>14:07:38.204</b>
15 -	1:07.266	0.299	64.64	14:08:45.470

#### P17 2 John Wyatt Racing

LAP	LAP TIME	DIFF	MPH	TIME OF DAY
1 -	1:09.594 (3)	4.441	62.48	13:52:52.103
2 -	1:05.388 (2)	0.235	66.50	13:53:57.491
<b>3 -</b>	<b>1:05.153 (1)</b>		<b>66.74</b>	<b>13:55:02.644</b>
4 -	1:19.157	14.004	54.93	13:56:21.801

#### P18 36 IP Racing

LAP	LAP TIME	DIFF	MPH	TIME OF DAY
1 -	1:10.306 (3)	6.010	61.85	13:52:52.815
2 -	1:05.675 (2)	1.379	66.21	13:53:58.490
<b>3 -</b>	<b>1:04.296 (1)</b>		<b>67.63</b>	<b>13:55:02.786</b>

Weather / Track : Cloudy / Dry

Results can be found at [www.tsl-timing.com](http://www.tsl-timing.com)

Page 3 of 3

Brands Hatch Indy  
Circuit Length = 1.2079 miles  
Start: 13:51 Flag 14:07 End: 14:08

Printed - 14:12 Saturday, 18 September 2021



# Ford Power Live - Brands Hatch - 18th/19th September 2021

## EnduroKA

### RACE 4 - STATISTICS

<b>Competitors Started</b>	18
<b>Planned Start</b>	2021-09-18 @ 14:30:00.000
<b>Actual Start</b>	2021-09-18 @ 13:51:42.508
<b>Finish Time</b>	2021-09-18 @ 14:07:41.396
<b>Track Length</b>	1.2079mi.
<b>Total Laps</b>	247
<b>Total Distance Covered</b>	298.3625mi.

#### Session Fastest Lap History

NO	NAME	LAP TIME	TIME OF DAY	LAP	VEHICLE
23	<b>Alex Reade Motorsport</b> <i>L. READE</i>	<b>1:04.960</b>	13:52:47.491	1	
23	<b>Alex Reade Motorsport</b> <i>L. READE</i>	<b>1:04.074</b>	13:53:51.564	2	
111	<b>Octane Junkies</b> <i>A. SMITH</i>	<b>1:03.718</b>	13:53:52.047	2	
111	<b>Octane Junkies</b> <i>A. SMITH</i>	<b>1:03.416</b>	13:58:08.771	6	

#### Session Leader History

NO	NAME	FROM LAP	LAPS LED	DISTANCE	VEHICLE
23	<b>Alex Reade Motorsport</b> <i>L. READE</i>	1	15	18.11 miles	

#### Flag History

TYPE	TIME OF DAY
GREEN	13:51:42.508
FINISH	14:07:41.396

#### Flag Statistics

TYPE	COUNT	TOTAL LAPS	TOTAL TIME
Green	1	15	17:12.989
Red	0	0	0.000
Safety Car	0	0	0.000
FCY	0	0	0.000

Weather / Track : Cloudy / Dry

Results can be found at [www.tsl-timing.com](http://www.tsl-timing.com)


Brands Hatch Indy  
Circuit Length = 1.2079 miles  
Start: 13:51 Flag 14:07 End: 14:08

Printed - 14:14 Saturday, 18 September 2021

# Ford Power Live - Brands Hatch - 18th/19th September 2021

## EnduroKA

### RACE 9 - GRID (15 minutes) - AMENDED

ROW 9	17	36	IP Racing	18	2	John Wyatt Racing
ROW 8	15	79	GM Performance	16	49	LDR Performance Tuning
ROW 7	13	27	Semprini Racing	14	180	Shine Automotive
ROW 6	11	39	Kameleon Racing	12	56	HARD and Enthusiastic
ROW 5	9	1	Burton Power Racing	10	63	IP Racing
ROW 4	7	81	GM Performance	8	98	PistonHeads
ROW 3	5	51	Barwell AutoSport	6	149	Club Racing UK
ROW 2	3	127	Fat Boys Racing	4	64	Autotech Motorsport
ROW 1	1	23	Alex Reade Motorsport	2	111	Octane Junkies
<b>Pole</b>						
						

Car 2 - Back of grid

These results are provisional until the conclusion of any judicial and technical matters.

Brands Hatch Indy  
Circuit Length = 1.2079 miles

Clerk Of Course : Andy Stevens

Stewards :

Timekeeper : Lisa Sneader

# Ford Power Live - Brands Hatch - 18th/19th September 2021

## EnduroKA

### RACE 9 - CLASSIFICATION

POS	NO	TEAM / DRIVERS	CAR	LAPS	TIME	GAP	DIFF	MPH	BEST	ON
1	23	Alex Reade Motorsport Luke READE / Chris READE		8	8:32.021			67.94	1:03.577	3
2	111	Octane Junkies Adam SMITH / Martyn SMITH		8	8:32.337	0.316	0.316	67.90	1:03.621	4
3	127	Fat Boys Racing Matt PINNY		8	8:36.187	4.166	3.850	67.39	1:04.005	8
4	51	Barwell AutoSport Taylor NORTON		8	8:36.757	4.736	0.570	67.32	1:04.073	2
5	98	PistonHeads Peter DIGNAN		8	8:37.017	4.996	0.260	67.28	1:04.075	8
6	63	IP Racing Oliver WILMOT / Scott PARKIN		8	8:40.277	8.256	3.260	66.86	1:04.252	4
7	1	Burton Power Racing Tom VALENTINE		8	8:42.179	10.158	1.902	66.62	1:04.165	8
8	149	Club Racing UK Siefan MARSH / Matthew HIBBERD		8	8:42.871	10.850	0.692	66.53	1:04.112	7
9	36	IP Racing Peter KEEN / Oliver WILMOT		8	8:42.999	10.978	0.128	66.51	1:03.825	5
10	39	Kameleon Racing Richard COX / Leigh YOULES / Steve GOLDSMITH / Chris BRIGHT		8	8:44.369	12.348	1.370	66.34	1:04.620	3
11	64	Autotech Motorsport Karl PATMAN		8	8:46.045	14.024	1.676	66.13	1:03.568	8
12	79	GM Performance Jonathan MITCHELL / Gary MITCHELL / Sarah HALL		8	8:48.479	16.458	2.434	65.82	1:04.845	8
13	81	GM Performance Ian MITCHELL / Macauley UNDERWOOD		8	8:52.375	20.354	3.896	65.34	1:04.066	5
14	27	Semprini Racing Jeremy EVANS / Phil HART / Mark HART / William PUTTERGILL		8	8:54.051	22.030	1.676	65.14	1:05.328	5
15	56	HARD and Enthusiastic Martin DILWORTH / Mike HICKEY		8	8:54.361	22.340	0.310	65.10	1:05.315	5
16	180	Shine Automotive Collin FRENCH / Wayne CLELLEND		8	9:06.018	33.997	11.657	63.71	1:06.951	4
17	49	LDR Performance Tuning David BYWATER		8	9:17.530	45.509	11.512	62.39	1:08.456	7

NOT CLASSIFIED

DNF	2	John Wyatt Racing Sam LUKES		0						
-----	---	--------------------------------	--	---	--	--	--	--	--	--

FASTEST LAP

64		Autotech Motorsport Karl PATMAN		8	1:03.568			68.40 mph	110.09 kph	
----	--	------------------------------------	--	---	----------	--	--	-----------	------------	--

Weather / Track : Cloudy / Dry

These results are provisional until the conclusion of any judicial and technical matters.

Brands Hatch Indy: 1.2079 miles  
Race Distance: 8 Laps / 9.66 miles  
Start: 17:40 Flag 17:48 End: 17:49

Clerk Of Course : Andy Stevens	Stewards :	Timekeeper : Lisa Sneader
--------------------------------	------------	---------------------------

# Ford Power Live - Brands Hatch - 18th/19th September 2021

EnduroKA

## RACE 9 - LAP CHART

LAP 1 @ 17:41:19.438			LAP 2 @ 17:42:23.409			LAP 3 @ 17:43:26.986			LAP 4 @ 17:44:30.701			LAP 5 @ 17:45:34.351		
NO	BEHIND	LAP TIME	NO	BEHIND	LAP TIME	NO	BEHIND	LAP TIME	NO	BEHIND	LAP TIME	NO	BEHIND	LAP TIME
<b>23</b>		1:05.516	<b>23</b>		1:03.971	<b>23</b>		1:03.577	<b>23</b>		1:03.715	<b>23</b>		1:03.650
<b>111</b>	0.219	1:05.735	<b>111</b>	0.145	1:03.897	<b>111</b>	0.330	1:03.762	<b>111</b>	0.236	1:03.621	<b>111</b>	0.256	1:03.670
<b>127</b>	0.491	1:06.007	<b>127</b>	0.813	1:04.293	<b>127</b>	1.468	1:04.232	<b>127</b>	2.369	1:04.616	<b>127</b>	2.851	1:04.132
<b>51</b>	1.046	1:06.562	<b>51</b>	1.148	1:04.073	<b>51</b>	1.663	1:04.092	<b>51</b>	2.574	1:04.626	<b>51</b>	3.074	1:04.150
<b>98</b>	1.456	1:06.972	<b>98</b>	1.949	1:04.464	<b>98</b>	2.460	1:04.088	<b>98</b>	3.041	1:04.296	<b>98</b>	3.892	1:04.501
<b>63</b>	2.927	1:08.443	<b>63</b>	3.330	1:04.374	<b>63</b>	4.316	1:04.563	<b>63</b>	4.853	1:04.252	<b>63</b>	5.759	1:04.556
<b>39</b>	3.286	1:08.802	<b>39</b>	4.358	1:05.043	<b>39</b>	5.401	1:04.620	<b>39</b>	6.625	1:04.939	<b>1</b>	8.566	1:05.092
<b>1</b>	4.470	1:09.986	<b>1</b>	5.349	1:04.850	<b>1</b>	6.250	1:04.478	<b>1</b>	7.124	1:04.589	<b>39</b>	8.782	1:05.807
<b>79</b>	4.961	1:10.477	<b>149</b>	5.792	1:04.663	<b>149</b>	6.568	1:04.353	<b>149</b>	7.328	1:04.475	<b>149</b>	9.462	1:05.784
<b>149</b>	5.100	1:10.616	<b>79</b>	7.562	1:06.572	<b>79</b>	9.458	1:05.473	<b>36</b>	9.994	1:04.111	<b>36</b>	10.169	1:03.825
<b>27</b>	6.457	1:11.973	<b>36</b>	8.865	1:04.803	<b>36</b>	9.598	1:04.310	<b>79</b>	11.537	1:05.794	<b>79</b>	12.757	1:04.870
<b>56</b>	7.889	1:13.405	<b>27</b>	9.078	1:06.592	<b>27</b>	12.147	1:06.646	<b>64</b>	13.770	1:04.024	<b>64</b>	13.833	1:03.713
<b>36</b>	8.033	1:13.549	<b>56</b>	10.289	1:06.371	<b>56</b>	12.952	1:06.240	<b>27</b>	14.556	1:06.124	<b>27</b>	16.234	1:05.328
<b>180</b>	9.461	1:14.977	<b>180</b>	12.880	1:07.390	<b>64</b>	13.461	1:03.892	<b>56</b>	14.956	1:05.719	<b>56</b>	16.621	1:05.315
<b>49</b>	10.398	1:15.914	<b>64</b>	13.146	1:05.148	<b>180</b>	16.646	1:07.343	<b>81</b>	17.556	1:04.480	<b>81</b>	17.972	1:04.066
<b>64</b>	11.969	1:17.485	<b>49</b>	15.063	1:08.636	<b>81</b>	16.791	1:05.110	<b>180</b>	19.882	1:06.951	<b>180</b>	23.391	1:07.159
<b>81</b>	13.833	1:19.349	<b>81</b>	15.258	1:05.396	<b>49</b>	20.017	1:08.531	<b>49</b>	25.196	1:08.894	<b>49</b>	30.746	1:09.200

Weather / Track : Cloudy / Dry

Brands Hatch Indy  
Circuit Length = 1.2079 miles  
Start: 17:40 Flag 17:48 End: 17:49

# Ford Power Live - Brands Hatch - 18th/19th September 2021

## EnduroKA

### RACE 9 - LAP CHART

LAP 6 @ 17:46:38.233			LAP 7 @ 17:47:42.037			LAP 8 @ 17:48:45.943		
NO	BEHIND	LAP TIME	NO	BEHIND	LAP TIME	NO	BEHIND	LAP TIME
23		1:03.882	23		1:03.804	23		1:03.906
111	0.239	1:03.865	111	0.151	1:03.716	111	0.316	1:04.071
127	3.387	1:04.418	127	4.067	1:04.484	127	4.166	1:04.005
51	3.529	1:04.337	51	4.444	1:04.719	51	4.736	1:04.198
98	4.380	1:04.370	98	4.827	1:04.251	98	4.996	1:04.075
63	6.556	1:04.679	63	7.543	1:04.791	63	8.256	1:04.619
1	9.142	1:04.458	1	9.899	1:04.561	1	10.158	1:04.165
149	10.182	1:04.602	149	10.490	1:04.112	149	10.850	1:04.266
36	10.423	1:04.136	36	10.695	1:04.076	36	10.978	1:04.189
39	10.432	1:05.532	39	11.536	1:04.908	39	12.348	1:04.718
64	13.916	1:03.965	64	14.362	1:04.250	64	14.024	1:03.568
79	14.241	1:05.366	79	15.519	1:05.082	79	16.458	1:04.845
27	18.058	1:05.706	81	19.900	1:05.117	81	20.354	1:04.360
81	18.587	1:04.497	27	20.258	1:06.004	27	22.030	1:05.678
56	18.875	1:06.136	56	20.750	1:05.679	56	22.340	1:05.496
180	27.291	1:07.782	180	30.602	1:07.115	180	33.997	1:07.301
49	35.968	1:09.104	49	40.620	1:08.456	49	45.509	1:08.795

Weather / Track : Cloudy / Dry

Results can be found at [www.tsl-timing.com](http://www.tsl-timing.com)

Page 2 of 2

Brands Hatch Indy  
Circuit Length = 1.2079 miles  
Start: 17:40 Flag 17:48 End: 17:49

Printed - 17:50 Saturday, 18 September 2021

# Ford Power Live - Brands Hatch - 18th/19th September 2021

## EnduroKA

### RACE 9 - LAP ANALYSIS

DIFF = Difference To Personal Best Lap

P1 23 Alex Reade Motorsport				
LAP	LAP TIME	DIFF	MPH	TIME OF DAY
1 -	1:05.516	1.939	66.37	17:41:19.438
2 -	1:03.971	0.394	67.97	17:42:23.409
<b>3 -</b>	<b>1:03.577 (1)</b>		<b>68.39</b>	<b>17:43:26.986</b>
4 -	1:03.715 (3)	0.138	68.25	17:44:30.701
5 -	1:03.650 (2)	0.073	68.32	17:45:34.351
6 -	1:03.882	0.305	68.07	17:46:38.233
7 -	1:03.804	0.227	68.15	17:47:42.037
8 -	1:03.906	0.329	68.04	17:48:45.943

P2 111 Octane Junkies				
LAP	LAP TIME	DIFF	MPH	TIME OF DAY
1 -	1:05.735	2.114	66.15	17:41:19.657
2 -	1:03.897	0.276	68.05	17:42:23.554
3 -	1:03.762	0.141	68.20	17:43:27.316
<b>4 -</b>	<b>1:03.621 (1)</b>		<b>68.35</b>	<b>17:44:30.937</b>
5 -	1:03.670 (2)	0.049	68.29	17:45:34.607
6 -	1:03.865	0.244	68.09	17:46:38.472
7 -	1:03.716 (3)	0.095	68.24	17:47:42.188
8 -	1:04.071	0.450	67.87	17:48:46.259

P3 127 Fat Boys Racing				
LAP	LAP TIME	DIFF	MPH	TIME OF DAY
1 -	1:06.007	2.002	65.88	17:41:19.929
2 -	1:04.293	0.288	67.63	17:42:24.222
3 -	1:04.232 (3)	0.227	67.70	17:43:28.454
4 -	1:04.616	0.611	67.29	17:44:33.070
5 -	1:04.132 (2)	0.127	67.80	17:45:37.202
6 -	1:04.418	0.413	67.50	17:46:41.620
7 -	1:04.484	0.479	67.43	17:47:46.104
<b>8 -</b>	<b>1:04.005 (1)</b>		<b>67.94</b>	<b>17:48:50.109</b>

P4 51 Barwell AutoSport				
LAP	LAP TIME	DIFF	MPH	TIME OF DAY
1 -	1:06.562	2.489	65.33	17:41:20.484
<b>2 -</b>	<b>1:04.073 (1)</b>		<b>67.86</b>	<b>17:42:24.557</b>
3 -	1:04.092 (2)	0.019	67.84	17:43:28.649
4 -	1:04.626	0.553	67.28	17:44:33.275
5 -	1:04.150 (3)	0.077	67.78	17:45:37.425
6 -	1:04.337	0.264	67.59	17:46:41.762
7 -	1:04.719	0.646	67.19	17:47:46.481
8 -	1:04.198	0.125	67.73	17:48:50.679

P5 98 PistonHeads				
LAP	LAP TIME	DIFF	MPH	TIME OF DAY
1 -	1:06.972	2.897	64.93	17:41:20.894
2 -	1:04.464	0.389	67.45	17:42:25.358
3 -	1:04.088 (2)	0.013	67.85	17:43:29.446
4 -	1:04.296	0.221	67.63	17:44:33.742
5 -	1:04.501	0.426	67.41	17:45:38.243
6 -	1:04.370	0.295	67.55	17:46:42.613
7 -	1:04.251 (3)	0.176	67.68	17:47:46.864
<b>8 -</b>	<b>1:04.075 (1)</b>		<b>67.86</b>	<b>17:48:50.939</b>

P6 63 IP Racing				
LAP	LAP TIME	DIFF	MPH	TIME OF DAY
1 -	1:08.443	4.191	63.53	17:41:22.365
2 -	1:04.374 (2)	0.122	67.55	17:42:26.739

DIFF = Difference To Personal Best Lap

3 -	1:04.563	0.311	67.35	17:43:31.302
<b>4 -</b>	<b>1:04.252 (1)</b>		<b>67.68</b>	<b>17:44:35.554</b>
5 -	1:04.556 (3)	0.304	67.36	17:45:40.110
6 -	1:04.679	0.427	67.23	17:46:44.789
7 -	1:04.791	0.539	67.11	17:47:49.580
8 -	1:04.619	0.367	67.29	17:48:54.199

P7 1 Burton Power Racing				
LAP	LAP TIME	DIFF	MPH	TIME OF DAY
1 -	1:09.986	5.821	62.13	17:41:23.908
2 -	1:04.850	0.685	67.05	17:42:28.758
3 -	1:04.478 (3)	0.313	67.44	17:43:33.236
4 -	1:04.589	0.424	67.32	17:44:37.825
5 -	1:05.092	0.927	66.80	17:45:42.917
6 -	1:04.458 (2)	0.293	67.46	17:46:47.375
7 -	1:04.561	0.396	67.35	17:47:51.936
<b>8 -</b>	<b>1:04.165 (1)</b>		<b>67.77</b>	<b>17:48:56.101</b>

P8 149 Club Racing UK				
LAP	LAP TIME	DIFF	MPH	TIME OF DAY
1 -	1:10.616	6.504	61.58	17:41:24.538
2 -	1:04.663	0.551	67.25	17:42:29.201
3 -	1:04.353 (3)	0.241	67.57	17:43:33.554
4 -	1:04.475	0.363	67.44	17:44:38.029
5 -	1:05.784	1.672	66.10	17:45:43.813
6 -	1:04.602	0.490	67.31	17:46:48.415
<b>7 -</b>	<b>1:04.112 (1)</b>		<b>67.82</b>	<b>17:47:52.527</b>
8 -	1:04.266 (2)	0.154	67.66	17:48:56.793

P9 36 IP Racing				
LAP	LAP TIME	DIFF	MPH	TIME OF DAY
1 -	1:13.549	9.724	59.12	17:41:27.471
2 -	1:04.803	0.978	67.10	17:42:32.274
3 -	1:04.310	0.485	67.61	17:43:36.584
4 -	1:04.111 (3)	0.286	67.82	17:44:40.695
<b>5 -</b>	<b>1:03.825 (1)</b>		<b>68.13</b>	<b>17:45:44.520</b>
6 -	1:04.136	0.311	67.80	17:46:48.656
7 -	1:04.076 (2)	0.251	67.86	17:47:52.732
8 -	1:04.189	0.364	67.74	17:48:56.921

P10 39 Kameleon Racing				
LAP	LAP TIME	DIFF	MPH	TIME OF DAY
1 -	1:08.802	4.182	63.20	17:41:22.724
2 -	1:05.043	0.423	66.85	17:42:27.767
<b>3 -</b>	<b>1:04.620 (1)</b>		<b>67.29</b>	<b>17:43:32.387</b>
4 -	1:04.939	0.319	66.96	17:44:37.326
5 -	1:05.807	1.187	66.08	17:45:43.133
6 -	1:05.532	0.912	66.35	17:46:48.665
7 -	1:04.908 (3)	0.288	66.99	17:47:53.573
8 -	1:04.718 (2)	0.098	67.19	17:48:58.291

P11 64 Autotech Motorsport				
LAP	LAP TIME	DIFF	MPH	TIME OF DAY
1 -	1:17.485	13.917	56.12	17:41:31.407
2 -	1:05.148	1.580	66.74	17:42:36.555
3 -	1:03.892 (3)	0.324	68.06	17:43:40.447
4 -	1:04.024	0.456	67.92	17:44:44.471
5 -	1:03.713 (2)	0.145	68.25	17:45:48.184
6 -	1:03.965	0.397	67.98	17:46:52.149
7 -	1:04.250	0.682	67.68	17:47:56.399

Brands Hatch Indy

Circuit Length = 1.2079 miles

Start: 17:40 Flag 17:48 End: 17:49

Weather / Track : Cloudy / Dry

# Ford Power Live - Brands Hatch - 18th/19th September 2021

## EnduroKA

### RACE 9 - LAP ANALYSIS

DIFF = Difference To Personal Best Lap

8 - 1:03.568 (1) 68.40 17:48:59.967

P12 79 GM Performance				
LAP	LAP TIME	DIFF	MPH	TIME OF DAY
1 -	1:10.477	5.632	61.70	17:41:24.399
2 -	1:06.572	1.727	65.32	17:42:30.971
3 -	1:05.473	0.628	66.41	17:43:36.444
4 -	1:05.794	0.949	66.09	17:44:42.238
5 -	1:04.870 (2)	0.025	67.03	17:45:47.108
6 -	1:05.366	0.521	66.52	17:46:52.474
7 -	1:05.082 (3)	0.237	66.81	17:47:57.556
8 -	1:04.845 (1)		67.06	17:49:02.401

P13 81 GM Performance				
LAP	LAP TIME	DIFF	MPH	TIME OF DAY
1 -	1:19.349	15.283	54.80	17:41:33.271
2 -	1:05.396	1.330	66.49	17:42:38.667
3 -	1:05.110	1.044	66.78	17:43:43.777
4 -	1:04.480 (3)	0.414	67.44	17:44:48.257
5 -	1:04.066 (1)		67.87	17:45:52.323
6 -	1:04.497	0.431	67.42	17:46:56.820
7 -	1:05.117	1.051	66.78	17:48:01.937
8 -	1:04.360 (2)	0.294	67.56	17:49:06.297

P14 27 Semprini Racing				
LAP	LAP TIME	DIFF	MPH	TIME OF DAY
1 -	1:11.973	6.645	60.41	17:41:25.895
2 -	1:06.592	1.264	65.30	17:42:32.487
3 -	1:06.646	1.318	65.24	17:43:39.133
4 -	1:06.124	0.796	65.76	17:44:45.257
5 -	1:05.328 (1)		66.56	17:45:50.585
6 -	1:05.706 (3)	0.378	66.18	17:46:56.291
7 -	1:06.004	0.676	65.88	17:48:02.295
8 -	1:05.678 (2)	0.350	66.21	17:49:07.973

P15 56 HARD and Enthusiastic				
LAP	LAP TIME	DIFF	MPH	TIME OF DAY
1 -	1:13.405	8.090	59.24	17:41:27.327
2 -	1:06.371	1.056	65.51	17:42:33.698
3 -	1:06.240	0.925	65.64	17:43:39.938
4 -	1:05.719	0.404	66.16	17:44:45.657
5 -	1:05.315 (1)		66.57	17:45:50.972
6 -	1:06.136	0.821	65.75	17:46:57.108
7 -	1:05.679 (3)	0.364	66.20	17:48:02.787
8 -	1:05.496 (2)	0.181	66.39	17:49:08.283

P16 180 Shine Automotive				
LAP	LAP TIME	DIFF	MPH	TIME OF DAY
1 -	1:14.977	8.026	57.99	17:41:28.899
2 -	1:07.390	0.439	64.52	17:42:36.289
3 -	1:07.343	0.392	64.57	17:43:43.632
4 -	1:06.951 (1)		64.95	17:44:50.583
5 -	1:07.159 (3)	0.208	64.75	17:45:57.742
6 -	1:07.782	0.831	64.15	17:47:05.524
7 -	1:07.115 (2)	0.164	64.79	17:48:12.639
8 -	1:07.301	0.350	64.61	17:49:19.940

DIFF = Difference To Personal Best Lap

P17 49 LDR Performance Tuning				
LAP	LAP TIME	DIFF	MPH	TIME OF DAY
1 -	1:15.914	7.458	57.28	17:41:29.836
2 -	1:08.636 (3)	0.180	63.35	17:42:38.472
3 -	1:08.531 (2)	0.075	63.45	17:43:47.003
4 -	1:08.894	0.438	63.12	17:44:55.897
5 -	1:09.200	0.744	62.84	17:46:05.097
6 -	1:09.104	0.648	62.92	17:47:14.201
7 -	1:08.456 (1)		63.52	17:48:22.657
8 -	1:08.795	0.339	63.21	17:49:31.452

Weather / Track : Cloudy / Dry

Brands Hatch Indy  
Circuit Length = 1.2079 miles  
Start: 17:40 Flag 17:48 End: 17:49

# Ford Power Live - Brands Hatch - 18th/19th September 2021

EnduroKA

## RACE 9 - STATISTICS

<b>Competitors Started</b>	17
<b>Planned Start</b>	2021-09-18 @ 17:50:01.000
<b>Actual Start</b>	2021-09-18 @ 17:40:13.921
<b>Finish Time</b>	2021-09-18 @ 17:48:44.389
<b>Track Length</b>	1.2079mi.
<b>Total Laps</b>	136
<b>Total Distance Covered</b>	164.2806mi.

### Session Fastest Lap History

NO	NAME	LAP TIME	TIME OF DAY	LAP	VEHICLE
23	<b>Alex Reade Motorsport</b> <i>C. READE</i>	<b>1:05.516</b>	17:41:19.452	1	
23	<b>Alex Reade Motorsport</b> <i>C. READE</i>	<b>1:03.971</b>	17:42:23.424	2	
111	<b>Octane Junkies</b> <i>M. SMITH</i>	<b>1:03.897</b>	17:42:23.564	2	
23	<b>Alex Reade Motorsport</b> <i>C. READE</i>	<b>1:03.577</b>	17:43:27.003	3	
64	<b>Autotech Motorsport</b> <i>K. PATMAN</i>	<b>1:03.568</b>	17:48:59.981	8	

### Session Leader History

NO	NAME	FROM LAP	LAPS LED	DISTANCE	VEHICLE
23	<b>Alex Reade Motorsport</b> <i>C. READE</i>	1	8	9.66 miles	

### Flag History

TYPE	TIME OF DAY
GREEN	17:40:13.921
FINISH	17:48:44.389

### Flag Statistics

TYPE	COUNT	TOTAL LAPS	TOTAL TIME
Green	1	8	9:24.441
Red	0	0	0.000
Safety Car	0	0	0.000
FCY	0	0	0.000

Weather / Track : Cloudy / Dry

Results can be found at [www.tsl-timing.com](http://www.tsl-timing.com)

Brands Hatch Indy  
Circuit Length = 1.2079 miles  
Start: 17:40 Flag 17:48 End: 17:49


Printed - 17:50 Saturday, 18 September 2021



# Ford Power Live - Brands Hatch - 18th/19th September 2021

## EnduroKA

### RACE 12 - GRID (15 minutes)

ROW 9	17	<b>49</b> LDR Performance Tuning	18	<b>2</b> John Wyatt Racing
ROW 8	15	<b>56</b> HARD and Enthusiastic	16	<b>180</b> Shine Automotive
ROW 7	13	<b>81</b> GM Performance	14	<b>27</b> Semprini Racing
ROW 6	11	<b>64</b> Autotech Motorsport	12	<b>79</b> GM Performance
ROW 5	9	<b>36</b> IP Racing	10	<b>39</b> Kameleon Racing
ROW 4	7	<b>1</b> Burton Power Racing	8	<b>149</b> Club Racing UK
ROW 3	5	<b>98</b> PistonHeads	6	<b>63</b> IP Racing
ROW 2	3	<b>127</b> Fat Boys Racing	4	<b>51</b> Barwell AutoSport
ROW 1	1	<b>23</b> Alex Reade Motorsport	2	<b>111</b> Octane Junkies
<b>Pole</b>				
				

These results are provisional until the conclusion of any judicial and technical matters.

Brands Hatch Indy  
Circuit Length = 1.2079 miles

Clerk Of Course :	Stewards :	Timekeeper : Lisa Sneader
-------------------	------------	---------------------------

# Ford Power Live - Brands Hatch - 18th/19th September 2021

## EnduroKA

### RACE 12 - CLASSIFICATION

POS	NO	TEAM / DRIVERS	CAR	LAPS	TIME	GAP	DIFF	MPH	BEST	ON
1	111	Octane Junkies Adam SMITH / Martyn SMITH		3	3:13.051			67.57	1:03.849	3
2	127	Fat Boys Racing Matt PINNY		3	3:13.232	0.181	0.181	67.51	1:03.584	3
3	23	Alex Reade Motorsport Luke READE / Chris READE		3	3:13.440	0.389	0.208	67.44	1:03.606	2
4	51	Barwell AutoSport Taylor NORTON		3	3:13.829	0.778	0.389	67.30	1:03.502	3
5	63	IP Racing Oliver WILMOT / Scott PARKIN		3	3:14.658	1.607	0.829	67.01	1:03.821	3
6	98	PistonHeads Peter DIGMAN		3	3:15.719	2.668	1.061	66.65	1:04.028	3
7	149	Club Racing UK Stefan MARSH / Matthew HIBBERD		3	3:16.382	3.331	0.663	66.43	1:04.088	3
8	36	IP Racing Peter KEEN / Oliver WILMOT		3	3:17.517	4.466	1.135	66.04	1:04.381	3
9	1	Burton Power Racing Tom VALENTINE		3	3:18.666	5.615	1.149	65.66	1:05.193	2
10	39	Kameleon Racing Richard COX / Leigh YOULES / Steve GOLDSMITH / Chris BRIGHT		3	3:18.839	5.788	0.173	65.60	1:04.916	3
11	81	GM Performance Ian MITCHELL / Macauley UNDERWOOD		3	3:19.448	6.397	0.609	65.40	1:04.806	3
12	56	HARD and Enthusiastic Martin DILWORTH / Mike HICKEY		3	3:23.185	10.134	3.737	64.20	1:05.819	3
13	180	Shine Automotive Collin FRENCH / Wayne CLELLEND		3	3:23.944	10.893	0.759	63.96	1:05.892	2
14	79	GM Performance Jonathan MITCHELL / Gary MITCHELL / Sarah HALL		3	3:28.080	15.029	4.136	62.69	1:07.249	3
15	2	John Wyatt Racing Sam LUKES / Luke Reade		3	3:28.488	15.437	0.408	62.57	1:06.596	2
16	27	Semprini Racing Jeremy EVANS / Phil HART / Mark HART / William PUTTERGILL		3	3:29.945	16.894	1.457	62.13	1:07.272	3
17	49	LDR Performance Tuning David BYWATER		3	3:30.674	17.623	0.729	61.92	1:07.495	3

NOT CLASSIFIED

DNF	64	Autotech Motorsport Karl PATMAN		3	3:18.225	5.174		65.81	1:04.585	3
-----	----	------------------------------------	--	---	----------	-------	--	-------	----------	---

FASTEST LAP

	51	Barwell AutoSport Taylor NORTON		3	1:03.502			68.47 mph	110.20 kph	
--	----	------------------------------------	--	---	----------	--	--	-----------	------------	--

Car 64 - Not classified as not running at time of red flag

Weather / Track : Cloudy / Dry

These results are provisional until the conclusion of any judicial and technical matters.

Brands Hatch Indy: 1.2079 miles  
Race Distance: 3 Laps / 3.62 miles  
Start: 12:01 Flag 12:04 End: 12:05

Clerk Of Course :	Stewards :	Timekeeper : Lisa Sneader
-------------------	------------	---------------------------

# Ford Power Live - Brands Hatch - 18th/19th September 2021

EnduroKA

## RACE 12 - LAP CHART

LAP 1 @ 12:02:45.312			LAP 2 @ 12:03:49.193			LAP 3 @ 12:04:53.042		
NO	BEHIND	LAP TIME	NO	BEHIND	LAP TIME	NO	BEHIND	LAP TIME
<b>111</b>		1:05.321	<b>111</b>		1:03.881	<b>111</b>		1:03.849
<b>23</b>	0.471	1:05.792	<b>23</b>	0.196	1:03.606	<b>127</b>	0.181	1:03.584
<b>127</b>	0.492	1:05.813	<b>127</b>	0.446	1:03.835	<b>23</b>	0.389	1:04.042
<b>51</b>	1.070	1:06.391	<b>51</b>	1.125	1:03.936	<b>51</b>	0.778	1:03.502
<b>63</b>	1.644	1:06.965	<b>63</b>	1.635	1:03.872	<b>63</b>	1.607	1:03.821
<b>98</b>	2.139	1:07.460	<b>98</b>	2.489	1:04.231	<b>98</b>	2.668	1:04.028
<b>149</b>	2.595	1:07.916	<b>149</b>	3.092	1:04.378	<b>149</b>	3.331	1:04.088
<b>1</b>	2.800	1:08.121	<b>36</b>	3.934	1:04.997	<b>36</b>	4.466	1:04.381
<b>36</b>	2.818	1:08.139	<b>1</b>	4.112	1:05.193	<b>64</b>	5.174	1:04.585
<b>39</b>	2.945	1:08.266	<b>64</b>	4.438	1:04.970	<b>1</b>	5.615	1:05.352
<b>64</b>	3.349	1:08.670	<b>39</b>	4.721	1:05.657	<b>39</b>	5.788	1:04.916
<b>81</b>	3.960	1:09.281	<b>81</b>	5.440	1:05.361	<b>81</b>	6.397	1:04.806
<b>56</b>	6.117	1:11.438	<b>56</b>	8.164	1:05.928	<b>56</b>	10.134	1:05.819
<b>180</b>	6.444	1:11.765	<b>180</b>	8.455	1:05.892	<b>180</b>	10.893	1:06.287
<b>79</b>	8.012	1:13.333	<b>79</b>	11.629	1:07.498	<b>79</b>	15.029	1:07.249
<b>27</b>	9.231	1:14.552	<b>2</b>	12.274	1:06.596	<b>2</b>	15.437	1:07.012
<b>2</b>	9.559	1:14.880	<b>27</b>	13.471	1:08.121	<b>27</b>	16.894	1:07.272
<b>49</b>	10.338	1:15.659	<b>49</b>	13.977	1:07.520	<b>49</b>	17.623	1:07.495

Weather / Track : Cloudy / Dry

Results can be found at [www.tsl-timing.com](http://www.tsl-timing.com)

Brands Hatch Indy  
Circuit Length = 1.2079 miles  
Start: 12:01 Flag 12:04 End: 12:05

Printed - 17:16 Sunday, 19 September 2021

# Ford Power Live - Brands Hatch - 18th/19th September 2021

EnduroKA

## RACE 12 - LAP ANALYSIS

DIFF = Difference To Personal Best Lap

<b>P1 111 Octane Junkies</b>				
LAP	LAP TIME	DIFF	MPH	TIME OF DAY
1 -	1:05.321 (3)	1.472	66.57	12:02:45.312
2 -	1:03.881 (2)	0.032	68.07	12:03:49.193
3 -	<b>1:03.849 (1)</b>		<b>68.10</b>	<b>12:04:53.042</b>

<b>P2 127 Fat Boys Racing</b>				
LAP	LAP TIME	DIFF	MPH	TIME OF DAY
1 -	1:05.813 (3)	2.229	66.07	12:02:45.804
2 -	1:03.835 (2)	0.251	68.12	12:03:49.639
3 -	<b>1:03.584 (1)</b>		<b>68.39</b>	<b>12:04:53.223</b>

<b>P3 23 Alex Reade Motorsport</b>				
LAP	LAP TIME	DIFF	MPH	TIME OF DAY
1 -	1:05.792 (3)	2.186	66.09	12:02:45.783
2 -	<b>1:03.606 (1)</b>		<b>68.36</b>	<b>12:03:49.389</b>
3 -	1:04.042 (2)	0.436	67.90	12:04:53.431

<b>P4 51 Barwell AutoSport</b>				
LAP	LAP TIME	DIFF	MPH	TIME OF DAY
1 -	1:06.391 (3)	2.889	65.49	12:02:46.382
2 -	1:03.936 (2)	0.434	68.01	12:03:50.318
3 -	<b>1:03.502 (1)</b>		<b>68.47</b>	<b>12:04:53.820</b>

<b>P5 63 IP Racing</b>				
LAP	LAP TIME	DIFF	MPH	TIME OF DAY
1 -	1:06.965 (3)	3.144	64.93	12:02:46.956
2 -	1:03.872 (2)	0.051	68.08	12:03:50.828
3 -	<b>1:03.821 (1)</b>		<b>68.13</b>	<b>12:04:54.649</b>

<b>P6 98 PistonHeads</b>				
LAP	LAP TIME	DIFF	MPH	TIME OF DAY
1 -	1:07.460 (3)	3.432	64.46	12:02:47.451
2 -	1:04.231 (2)	0.203	67.70	12:03:51.682
3 -	<b>1:04.028 (1)</b>		<b>67.91</b>	<b>12:04:55.710</b>

<b>P7 149 Club Racing UK</b>				
LAP	LAP TIME	DIFF	MPH	TIME OF DAY
1 -	1:07.916 (3)	3.828	64.02	12:02:47.907
2 -	1:04.378 (2)	0.290	67.54	12:03:52.285
3 -	<b>1:04.088 (1)</b>		<b>67.85</b>	<b>12:04:56.373</b>

<b>P8 36 IP Racing</b>				
LAP	LAP TIME	DIFF	MPH	TIME OF DAY
1 -	1:08.139 (3)	3.758	63.81	12:02:48.130
2 -	1:04.997 (2)	0.616	66.90	12:03:53.127
3 -	<b>1:04.381 (1)</b>		<b>67.54</b>	<b>12:04:57.508</b>

<b>P9 1 Burton Power Racing</b>				
LAP	LAP TIME	DIFF	MPH	TIME OF DAY
1 -	1:08.121 (3)	2.928	63.83	12:02:48.112
2 -	<b>1:05.193 (1)</b>		<b>66.70</b>	<b>12:03:53.305</b>
3 -	1:05.352 (2)	0.159	66.54	12:04:58.657

DIFF = Difference To Personal Best Lap

<b>P10 39 Kameleon Racing</b>				
LAP	LAP TIME	DIFF	MPH	TIME OF DAY
1 -	1:08.266 (3)	3.350	63.70	12:02:48.257
2 -	1:05.657 (2)	0.741	66.23	12:03:53.914
3 -	<b>1:04.916 (1)</b>		<b>66.98</b>	<b>12:04:58.830</b>

<b>P11 81 GM Performance</b>				
LAP	LAP TIME	DIFF	MPH	TIME OF DAY
1 -	1:09.281 (3)	4.475	62.76	12:02:49.272
2 -	1:05.361 (2)	0.555	66.53	12:03:54.633
3 -	<b>1:04.806 (1)</b>		<b>67.10</b>	<b>12:04:59.439</b>

<b>P12 56 HARD and Enthusiastic</b>				
LAP	LAP TIME	DIFF	MPH	TIME OF DAY
1 -	1:11.438 (3)	5.619	60.87	12:02:51.429
2 -	1:05.928 (2)	0.109	65.95	12:03:57.357
3 -	<b>1:05.819 (1)</b>		<b>66.06</b>	<b>12:05:03.176</b>

<b>P13 180 Shine Automotive</b>				
LAP	LAP TIME	DIFF	MPH	TIME OF DAY
1 -	1:11.765 (3)	5.873	60.59	12:02:51.756
2 -	<b>1:05.892 (1)</b>		<b>65.99</b>	<b>12:03:57.648</b>
3 -	1:06.287 (2)	0.395	65.60	12:05:03.935

<b>P14 79 GM Performance</b>				
LAP	LAP TIME	DIFF	MPH	TIME OF DAY
1 -	1:13.333 (3)	6.084	59.29	12:02:53.324
2 -	1:07.498 (2)	0.249	64.42	12:04:00.822
3 -	<b>1:07.249 (1)</b>		<b>64.66</b>	<b>12:05:08.071</b>

<b>P15 2 John Wyatt Racing</b>				
LAP	LAP TIME	DIFF	MPH	TIME OF DAY
1 -	1:14.880 (3)	8.284	58.07	12:02:54.871
2 -	<b>1:06.596 (1)</b>		<b>65.29</b>	<b>12:04:01.467</b>
3 -	1:07.012 (2)	0.416	64.89	12:05:08.479

<b>P16 27 Semprini Racing</b>				
LAP	LAP TIME	DIFF	MPH	TIME OF DAY
1 -	1:14.552 (3)	7.280	58.32	12:02:54.543
2 -	1:08.121 (2)	0.849	63.83	12:04:02.664
3 -	<b>1:07.272 (1)</b>		<b>64.64</b>	<b>12:05:09.936</b>

<b>P17 49 LDR Performance Tuning</b>				
LAP	LAP TIME	DIFF	MPH	TIME OF DAY
1 -	1:15.659 (3)	8.164	57.47	12:02:55.650
2 -	1:07.520 (2)	0.025	64.40	12:04:03.170
3 -	<b>1:07.495 (1)</b>		<b>64.42</b>	<b>12:05:10.665</b>

<b>P18 64 Autotech Motorsport</b>				
LAP	LAP TIME	DIFF	MPH	TIME OF DAY
1 -	1:08.670 (3)	4.085	63.32	12:02:48.661
2 -	1:04.970 (2)	0.385	66.93	12:03:53.631
3 -	<b>1:04.585 (1)</b>		<b>67.33</b>	<b>12:04:58.216</b>

Weather / Track : Cloudy / Dry

Results can be found at [www.tsl-timing.com](http://www.tsl-timing.com)

Brands Hatch Indy  
Circuit Length = 1.2079 miles  
Start: 12:01 Flag 12:04 End: 12:05

Printed - 17:16 Sunday, 19 September 2021

# Ford Power Live - Brands Hatch - 18th/19th September 2021

## EnduroKA

### RACE 12 - STATISTICS

<b>Competitors Started</b>	18
<b>Planned Start</b>	2021-09-19 @ 12:20:00.000
<b>Actual Start</b>	2021-09-19 @ 12:01:39.990
<b>Finish Time</b>	2021-09-19 @ 12:04:53.041
<b>Track Length</b>	1.2079mi.
<b>Total Laps</b>	54
<b>Total Distance Covered</b>	65.2290mi.

#### Session Fastest Lap History

NO	NAME	LAP TIME	TIME OF DAY	LAP	VEHICLE
111	<b>Octane Junkies</b> <i>A. SMITH</i>	<b>1:05.321</b>	12:02:45.322	1	
111	<b>Octane Junkies</b> <i>A. SMITH</i>	<b>1:03.881</b>	12:03:49.202	2	
23	<b>Alex Reade Motorsport</b> <i>C. READE</i>	<b>1:03.606</b>	12:03:49.403	2	
127	<b>Fat Boys Racing</b> <i>M. PINNY</i>	<b>1:03.584</b>	12:04:53.238	3	
51	<b>Barwell AutoSport</b> <i>T. NORTON</i>	<b>1:03.502</b>	12:04:53.834	3	

#### Session Leader History

NO	NAME	FROM LAP	LAPS LED	DISTANCE	VEHICLE
111	<b>Octane Junkies</b> <i>A. SMITH</i>	1	3	3.62 miles	

#### Flag History

TYPE	TIME OF DAY
GREEN	12:01:39.990
FINISH	12:04:53.041

#### Flag Statistics

TYPE	COUNT	TOTAL LAPS	TOTAL TIME
Green	1	3	4:12.927
Red	0	0	0.000
Safety Car	0	0	0.000
FCY	0	0	0.000

Weather / Track : Cloudy / Dry

Results can be found at [www.tsl-timing.com](http://www.tsl-timing.com)


Brands Hatch Indy  
Circuit Length = 1.2079 miles  
Start: 12:01 Flag 12:04 End: 12:05

Printed - 17:17 Sunday, 19 September 2021

# Ford Power Live - Brands Hatch - 18th/19th September 2021

## EnduroKA

### RACE 21 - GRID (15 minutes)

ROW 9	17	<b>49</b> LDR Performance Tuning	18	<b>64</b> Autotech Motorsport
ROW 8	15	<b>2</b> John Wyatt Racing	16	<b>27</b> Semprini Racing
ROW 7	13	<b>180</b> Shine Automotive	14	<b>79</b> GM Performance
ROW 6	11	<b>81</b> GM Performance	12	<b>56</b> HARD and Enthusiastic
ROW 5	9	<b>1</b> Burton Power Racing	10	<b>39</b> Kameleon Racing
ROW 4	7	<b>149</b> Club Racing UK	8	<b>36</b> IP Racing
ROW 3	5	<b>63</b> IP Racing	6	<b>98</b> PistonHeads
ROW 2	3	<b>23</b> Alex Reade Motorsport	4	<b>51</b> Barwell AutoSport
ROW 1	1	<b>111</b> Octane Junkies	2	<b>127</b> Fat Boys Racing
<b>Pole</b>				
				

These results are provisional until the conclusion of any judicial and technical matters.

Brands Hatch Indy  
Circuit Length = 1.2079 miles

Clerk Of Course :	Stewards :	Timekeeper : Lisa Sneader
-------------------	------------	---------------------------

# Ford Power Live - Brands Hatch - 18th/19th September 2021

## EnduroKA

### RACE 21 - CLASSIFICATION

POS	NO	TEAM / DRIVERS	CAR	LAPS	TIME	GAP	DIFF	MPH	BEST	ON
1	111	Octane Junkies Adam SMITH / Martyn SMITH		8	8:32.899			67.82	1:03.442	7
2	98	PistonHeads Peter DIGNAN		8	8:35.038	2.139	2.139	67.54	1:03.781	8
3	63	IP Racing Oliver WILMOT / Scott PARKIN		8	8:35.588	2.689	0.550	67.47	1:03.710	5
4	127	Fat Boys Racing Matt PINNY		8	8:36.124	3.225	0.536	67.40	1:03.704	4
5	81	GM Performance Ian MITCHELL / Macauley UNDERWOOD		8	8:45.714	12.815	9.590	66.17	1:04.768	4
6	1	Burton Power Racing Tom VALENTINE		8	8:46.853	13.954	1.139	66.03	1:04.555	7
7	39	Kameleon Racing Richard COX / Leigh YOULES / Steve GOLDSMITH / Chris BRIGHT		8	8:50.141	17.242	3.288	65.62	1:05.231	6
8	27	Semprini Racing Jeremy EVANS / Phil HART / Mark HART / William PUTTERGILL		8	8:53.424	20.525	3.283	65.21	1:05.454	7
9	51	Barwell AutoSport Taylor NORTON		8	8:56.622	23.723	3.198	64.82	1:04.417	8
10	180	Shine Automotive Collin FRENCH / Wayne CLELLEND		8	9:01.640	28.741	5.018	64.22	1:06.104	7
11	79	GM Performance Jonathan MITCHELL / Gary MITCHELL / Sarah HALL		8	9:08.295	35.396	6.655	63.44	1:07.123	5
12	49	LDR Performance Tuning David BYWATER		8	9:09.867	36.968	1.572	63.26	1:06.874	8

#### NOT CLASSIFIED

DNF	56	HARD and Enthusiastic Martin DILWORTH / Mike HICKEY		3	3:20.181	5 Laps	5 Laps	65.16	1:05.713	2
DNF	2	John Wyatt Racing Sam LUKES / Luke Reade		0						
DNF	23	Alex Reade Motorsport Luke READE / Chris READE		0						
DNF	36	IP Racing Peter KEEN / Oliver WILMOT		0						
DNF	149	Club Racing UK Stefan MARSH / Matthew HIBBERD		0						

#### FASTEST LAP

111		Octane Junkies Adam SMITH / Martyn SMITH		7	1:03.442			68.54 mph	110.31 kph	
-----	--	---	--	---	----------	--	--	-----------	------------	--

Weather / Track : Cloudy / Dry

These results are provisional until the conclusion of any judicial and technical matters.

Brands Hatch Indy: 1.2079 miles  
Race Distance: 8 Laps / 9.66 miles  
Start: 18:17 Flag 18:25 End: 18:26

Clerk Of Course :	Stewards :	Timekeeper : Lisa Sneader
-------------------	------------	---------------------------

# Ford Power Live - Brands Hatch - 18th/19th September 2021

EnduroKA

## RACE 21 - LAP CHART

LAP 1 @ 18:18:10.755			LAP 2 @ 18:19:15.065			LAP 3 @ 18:20:19.189			LAP 4 @ 18:21:23.214			LAP 5 @ 18:22:27.181		
NO	BEHIND	LAP TIME	NO	BEHIND	LAP TIME	NO	BEHIND	LAP TIME	NO	BEHIND	LAP TIME	NO	BEHIND	LAP TIME
<b>111</b>		1:05.358	<b>111</b>		1:04.310	<b>111</b>		1:04.124	<b>111</b>		1:04.025	<b>111</b>		1:03.967
<b>98</b>	0.521	1:05.879	<b>98</b>	0.862	1:04.651	<b>98</b>	1.119	1:04.381	<b>98</b>	1.464	1:04.370	<b>98</b>	1.519	1:04.022
<b>63</b>	1.845	1:07.203	<b>63</b>	2.232	1:04.697	<b>63</b>	2.246	1:04.138	<b>63</b>	2.054	1:03.833	<b>63</b>	1.797	1:03.710
<b>127</b>	2.218	1:07.576	<b>127</b>	2.739	1:04.831	<b>127</b>	2.778	1:04.163	<b>127</b>	2.457	1:03.704	<b>127</b>	2.375	1:03.885
<b>81</b>	2.934	1:08.292	<b>56</b>	4.634	1:05.713	<b>81</b>	6.148	1:05.604	<b>81</b>	6.891	1:04.768	<b>81</b>	8.200	1:05.276
<b>56</b>	3.231	1:08.589	<b>81</b>	4.668	1:06.044	<b>56</b>	6.389	1:05.879	<b>39</b>	8.526	1:05.542	<b>1</b>	11.184	1:06.274
<b>39</b>	3.682	1:09.040	<b>39</b>	4.953	1:05.581	<b>39</b>	7.009	1:06.180	<b>1</b>	8.877	1:05.335	<b>39</b>	11.425	1:06.866
<b>1</b>	4.803	1:10.161	<b>1</b>	6.197	1:05.704	<b>1</b>	7.567	1:05.494	<b>27</b>	13.081	1:06.287	<b>27</b>	15.109	1:05.995
<b>27</b>	5.771	1:11.129	<b>27</b>	8.585	1:07.124	<b>27</b>	10.819	1:06.358	<b>180</b>	16.817	1:07.382	<b>51</b>	20.177	1:06.055
<b>180</b>	7.072	1:12.430	<b>180</b>	10.506	1:07.744	<b>180</b>	13.460	1:07.078	<b>51</b>	18.089	1:05.042	<b>180</b>	20.537	1:07.687
<b>79</b>	8.425	1:13.783	<b>79</b>	11.634	1:07.519	<b>79</b>	15.218	1:07.708	<b>79</b>	19.449	1:08.256	<b>79</b>	22.605	1:07.123
<b>49</b>	9.594	1:14.952	<b>49</b>	13.732	1:08.448	<b>51</b>	17.072	1:06.026	<b>49</b>	22.932	1:08.362	<b>49</b>	26.780	1:07.815
<b>51</b>	13.136	1:18.494	<b>51</b>	15.170	1:06.344	<b>49</b>	18.595	1:08.987						

Weather / Track : Cloudy / Dry

Results can be found at [www.tsl-timing.com](http://www.tsl-timing.com)

Page 1 of 2

Brands Hatch Indy  
Circuit Length = 1.2079 miles  
Start: 18:17 Flag 18:25 End: 18:26

Printed - 18:27 Sunday, 19 September 2021



# Ford Power Live - Brands Hatch - 18th/19th September 2021

EnduroKA

## RACE 21 - LAP CHART

LAP 6 @ 18:23:30.998			LAP 7 @ 18:24:34.440			LAP 8 @ 18:25:38.296		
NO	BEHIND	LAP TIME	NO	BEHIND	LAP TIME	NO	BEHIND	LAP TIME
<b>111</b>		1:03.817	<b>111</b>		1:03.442	<b>111</b>		1:03.856
<b>98</b>	1.761	1:04.059	<b>98</b>	2.214	1:03.895	<b>98</b>	2.139	1:03.781
<b>63</b>	2.050	1:04.070	<b>63</b>	2.513	1:03.905	<b>63</b>	2.689	1:04.032
<b>127</b>	2.414	1:03.856	<b>127</b>	2.826	1:03.854	<b>127</b>	3.225	1:04.255
<b>81</b>	9.680	1:05.297	<b>81</b>	11.367	1:05.129	<b>81</b>	12.815	1:05.304
<b>1</b>	12.112	1:04.745	<b>1</b>	13.225	1:04.555	<b>1</b>	13.954	1:04.585
<b>39</b>	12.839	1:05.231	<b>39</b>	15.324	1:05.927	<b>39</b>	17.242	1:05.774
<b>27</b>	16.845	1:05.553	<b>27</b>	18.857	1:05.454	<b>27</b>	20.525	1:05.524
<b>51</b>	21.866	1:05.506	<b>51</b>	23.162	1:04.738	<b>51</b>	23.723	1:04.417
<b>180</b>	23.358	1:06.638	<b>180</b>	26.020	1:06.104	<b>180</b>	28.741	1:06.577
<b>79</b>	26.596	1:07.808	<b>79</b>	31.694	1:08.540	<b>79</b>	35.396	1:07.558
<b>49</b>	30.461	1:07.498	<b>49</b>	33.950	1:06.931	<b>49</b>	36.968	1:06.874

Weather / Track : Cloudy / Dry

Results can be found at [www.tsl-timing.com](http://www.tsl-timing.com)

Page 2 of 2

Brands Hatch Indy  
Circuit Length = 1.2079 miles  
Start: 18:17 Flag 18:25 End: 18:26

Printed - 18:27 Sunday, 19 September 2021

# Ford Power Live - Brands Hatch - 18th/19th September 2021

EnduroKA

## RACE 21 - LAP ANALYSIS

DIFF = Difference To Personal Best Lap

P1 111 Octane Junkies				
LAP	LAP TIME	DIFF	MPH	TIME OF DAY
1 -	1:05.358	1.916	66.53	18:18:10.755
2 -	1:04.310	0.868	67.61	18:19:15.065
3 -	1:04.124	0.682	67.81	18:20:19.189
4 -	1:04.025	0.583	67.92	18:21:23.214
5 -	1:03.967	0.525	67.98	18:22:27.181
6 -	1:03.817 (2)	0.375	68.14	18:23:30.998
7 -	<b>1:03.442 (1)</b>		<b>68.54</b>	<b>18:24:34.440</b>
8 -	1:03.856 (3)	0.414	68.10	18:25:38.296

P2 98 PistonHeads				
LAP	LAP TIME	DIFF	MPH	TIME OF DAY
1 -	1:05.879	2.098	66.00	18:18:11.276
2 -	1:04.651	0.870	67.26	18:19:15.927
3 -	1:04.381	0.600	67.54	18:20:20.308
4 -	1:04.370	0.589	67.55	18:21:24.678
5 -	1:04.022 (3)	0.241	67.92	18:22:28.700
6 -	1:04.059	0.278	67.88	18:23:32.759
7 -	1:03.895 (2)	0.114	68.05	18:24:36.654
8 -	<b>1:03.781 (1)</b>		<b>68.18</b>	<b>18:25:40.435</b>

P3 63 IP Racing				
LAP	LAP TIME	DIFF	MPH	TIME OF DAY
1 -	1:07.203	3.493	64.70	18:18:12.600
2 -	1:04.697	0.987	67.21	18:19:17.297
3 -	1:04.138	0.428	67.80	18:20:21.435
4 -	1:03.833 (2)	0.123	68.12	18:21:25.268
5 -	<b>1:03.710 (1)</b>		<b>68.25</b>	<b>18:22:28.978</b>
6 -	1:04.070	0.360	67.87	18:23:33.048
7 -	1:03.905 (3)	0.195	68.04	18:24:36.953
8 -	1:04.032	0.322	67.91	18:25:40.985

P4 127 Fat Boys Racing				
LAP	LAP TIME	DIFF	MPH	TIME OF DAY
1 -	1:07.576	3.872	64.35	18:18:12.973
2 -	1:04.831	1.127	67.07	18:19:17.804
3 -	1:04.163	0.459	67.77	18:20:21.967
4 -	<b>1:03.704 (1)</b>		<b>68.26</b>	<b>18:21:25.671</b>
5 -	1:03.885	0.181	68.06	18:22:29.556
6 -	1:03.856 (3)	0.152	68.10	18:23:33.412
7 -	1:03.854 (2)	0.150	68.10	18:24:37.266
8 -	1:04.255	0.551	67.67	18:25:41.521

P5 81 GM Performance				
LAP	LAP TIME	DIFF	MPH	TIME OF DAY
1 -	1:08.292	3.524	63.67	18:18:13.689
2 -	1:06.044	1.276	65.84	18:19:19.733
3 -	1:05.604	0.836	66.28	18:20:25.337
4 -	<b>1:04.768 (1)</b>		<b>67.14</b>	<b>18:21:30.105</b>
5 -	1:05.276 (3)	0.508	66.61	18:22:35.381
6 -	1:05.297	0.529	66.59	18:23:40.678
7 -	1:05.129 (2)	0.361	66.76	18:24:45.807
8 -	1:05.304	0.536	66.59	18:25:51.111

P6 1 Burton Power Racing				
LAP	LAP TIME	DIFF	MPH	TIME OF DAY
1 -	1:10.161	5.606	61.97	18:18:15.558
2 -	1:05.704	1.149	66.18	18:19:21.262

DIFF = Difference To Personal Best Lap

3 -	1:05.494	0.939	66.39	18:20:26.756
4 -	1:05.335	0.780	66.55	18:21:32.091
5 -	1:06.274	1.719	65.61	18:22:38.365
6 -	1:04.745 (3)	0.190	67.16	18:23:43.110
7 -	<b>1:04.555 (1)</b>		<b>67.36</b>	<b>18:24:47.665</b>
8 -	1:04.585 (2)	0.030	67.33	18:25:52.250

P7 39 Kameleon Racing				
LAP	LAP TIME	DIFF	MPH	TIME OF DAY
1 -	1:09.040	3.809	62.98	18:18:14.437
2 -	1:05.581 (3)	0.350	66.30	18:19:20.018
3 -	1:06.180	0.949	65.70	18:20:26.198
4 -	1:05.542 (2)	0.311	66.34	18:21:31.740
5 -	1:06.866	1.635	65.03	18:22:38.606
6 -	<b>1:05.231 (1)</b>		<b>66.66</b>	<b>18:23:43.837</b>
7 -	1:05.927	0.696	65.96	18:24:49.764
8 -	1:05.774	0.543	66.11	18:25:55.538

P8 27 Semprini Racing				
LAP	LAP TIME	DIFF	MPH	TIME OF DAY
1 -	1:11.129	5.675	61.13	18:18:16.526
2 -	1:07.124	1.670	64.78	18:19:23.650
3 -	1:06.358	0.904	65.53	18:20:30.008
4 -	1:06.287	0.833	65.60	18:21:36.295
5 -	1:05.995	0.541	65.89	18:22:42.290
6 -	1:05.553 (3)	0.099	66.33	18:23:47.843
7 -	<b>1:05.454 (1)</b>		<b>66.43</b>	<b>18:24:53.297</b>
8 -	1:05.524 (2)	0.070	66.36	18:25:58.821

P9 51 Barwell AutoSport				
LAP	LAP TIME	DIFF	MPH	TIME OF DAY
1 -	1:18.494	14.077	55.40	18:18:23.891
2 -	1:06.344	1.927	65.54	18:19:30.235
3 -	1:06.026	1.609	65.86	18:20:36.261
4 -	1:05.042 (3)	0.625	66.85	18:21:41.303
5 -	1:06.055	1.638	65.83	18:22:47.358
6 -	1:05.506	1.089	66.38	18:23:52.864
7 -	1:04.738 (2)	0.321	67.17	18:24:57.602
8 -	<b>1:04.417 (1)</b>		<b>67.50</b>	<b>18:26:02.019</b>

P10 180 Shine Automotive				
LAP	LAP TIME	DIFF	MPH	TIME OF DAY
1 -	1:12.430	6.326	60.03	18:18:17.827
2 -	1:07.744	1.640	64.19	18:19:25.571
3 -	1:07.078	0.974	64.82	18:20:32.649
4 -	1:07.382	1.278	64.53	18:21:40.031
5 -	1:07.687	1.583	64.24	18:22:47.718
6 -	1:06.638 (3)	0.534	65.25	18:23:54.356
7 -	<b>1:06.104 (1)</b>		<b>65.78</b>	<b>18:25:00.460</b>
8 -	1:06.577 (2)	0.473	65.31	18:26:07.037

P11 79 GM Performance				
LAP	LAP TIME	DIFF	MPH	TIME OF DAY
1 -	1:13.783	6.660	58.93	18:18:19.180
2 -	1:07.519 (2)	0.396	64.40	18:19:26.699
3 -	1:07.708	0.585	64.22	18:20:34.407
4 -	1:08.256	1.133	63.71	18:21:42.663
5 -	<b>1:07.123 (1)</b>		<b>64.78</b>	<b>18:22:49.786</b>
6 -	1:07.808	0.685	64.13	18:23:57.594
7 -	1:08.540	1.417	63.44	18:25:06.134

Brands Hatch Indy

Circuit Length = 1.2079 miles

Start: 18:17 Flag 18:25 End: 18:26

Weather / Track : Cloudy / Dry

# Ford Power Live - Brands Hatch - 18th/19th September 2021

## EnduroKA

### RACE 21 - LAP ANALYSIS

DIFF = Difference To Personal Best Lap

8 - 1:07.558 (3) 0.435 64.36 18:26:13.692

<b>P12 49 LDR Performance Tuning</b>				
LAP	LAP TIME	DIFF	MPH	TIME OF DAY
1 -	1:14.952	8.078	58.01	18:18:20.349
2 -	1:08.448	1.574	63.53	18:19:28.797
3 -	1:08.987	2.113	63.03	18:20:37.784
4 -	1:08.362	1.488	63.61	18:21:46.146
5 -	1:07.815	0.941	64.12	18:22:53.961
6 -	1:07.498 (3)	0.624	64.42	18:24:01.459
7 -	1:06.931 (2)	0.057	64.97	18:25:08.390
<b>8 -</b>	<b>1:06.874 (1)</b>		<b>65.02</b>	<b>18:26:15.264</b>

<b>P13 56 HARD and Enthusiastic</b>				
LAP	LAP TIME	DIFF	MPH	TIME OF DAY
1 -	1:08.589 (3)	2.876	63.40	18:18:13.986
<b>2 -</b>	<b>1:05.713 (1)</b>		<b>66.17</b>	<b>18:19:19.699</b>
3 -	1:05.879 (2)	0.166	66.00	18:20:25.578

# Ford Power Live - Brands Hatch - 18th/19th September 2021

## EnduroKA

### RACE 21 - STATISTICS

<b>Competitors Started</b>	13
<b>Planned Start</b>	2021-09-19 @ 18:10:01.000
<b>Actual Start</b>	2021-09-19 @ 18:17:05.396
<b>Finish Time</b>	2021-09-19 @ 18:25:37.215
<b>Track Length</b>	1.2079mi.
<b>Total Laps</b>	99
<b>Total Distance Covered</b>	119.5866mi.

#### Session Fastest Lap History

NO	NAME	LAP TIME	TIME OF DAY	LAP	VEHICLE
111	<b>Octane Junkies</b> <i>A. SMITH</i>	<b>1:05.358</b>	18:18:10.764	1	
111	<b>Octane Junkies</b> <i>A. SMITH</i>	<b>1:04.310</b>	18:19:15.074	2	
111	<b>Octane Junkies</b> <i>A. SMITH</i>	<b>1:04.124</b>	18:20:19.200	3	
111	<b>Octane Junkies</b> <i>A. SMITH</i>	<b>1:04.025</b>	18:21:23.226	4	
63	<b>IP Racing</b> <i>O. WILMOT</i>	<b>1:03.833</b>	18:21:25.287	4	
127	<b>Fat Boys Racing</b> <i>M. PINNY</i>	<b>1:03.704</b>	18:21:25.689	4	
111	<b>Octane Junkies</b> <i>A. SMITH</i>	<b>1:03.442</b>	18:24:34.451	7	

#### Session Leader History

NO	NAME	FROM LAP	LAPS LED	DISTANCE	VEHICLE
111	<b>Octane Junkies</b> <i>A. SMITH</i>	1	8	9.66 miles	

#### Flag History

TYPE	TIME OF DAY
GREEN	18:17:05.396
FINISH	18:25:37.215

#### Flag Statistics

TYPE	COUNT	TOTAL LAPS	TOTAL TIME
Green	1	8	9:13.129
Red	0	0	0.000
Safety Car	0	0	0.000
FCY	0	0	0.000

Weather / Track : Cloudy / Dry

Results can be found at [www.tsl-timing.com](http://www.tsl-timing.com)

Brands Hatch Indy  
Circuit Length = 1.2079 miles  
Start: 18:17 Flag 18:25 End: 18:26

Printed - 18:27 Sunday, 19 September 2021